



2024 BOSTON RED SOX

MEDIA GUIDE





Our hearts are broken with the loss of
Tim and Stacy Wakefield.

They embodied true goodness, giving so much of
themselves to the community, the game of baseball,
and all of Red Sox Nation.

Our deepest love and thoughts are with
Trevor, Brianna, and their loved ones.

2024 BOSTON RED SOX MEDIA GUIDE

4 JERSEY STREET 📍 BOSTON, MA 02215

Administration: 617-226-6000 📞 Tickets and General Information: 877-REDSOX9

Send Suggestions to: fanfeedback@redsox.com 📧 www.redsox.com

The Red Sox Remember

The Red Sox Remember 2

The Red Sox Organization

Fenway Sports Group 3
Red Sox in the Community 4-7
Front Office Directory 8-9

Red Sox Ownership & Club Executives

Principal Owner John W. Henry 10-11
Chairman Thomas C. Werner 12-13
Club Executives 14-17

2024 Red Sox

Coaching Staff 20-33
Major League Personnel 34-38
Red Sox Roster and Pronunciation Guide 40-42
How the 40-Man Roster was Built 43
Red Sox Players 44-160

2023 In Review

Season Recap and Highlights 162-166
Miscellaneous Statistics 167-172

Opponents

2024 Opponents 174-179
All-Time Opponent Leaders 180-181
Year-by-Year Records vs. Opponents 182-184

Individual Player Bios

Wilyer Abreu 44	Lucas Giolito 79	Zack Kelly 107	Pablo Reyes 135
Brayan Bello 46	Romy Gonzalez 82	Chris Martin 109	Justin Slaten 137
Brennan Bernardino 49	Wikelman Gonzalez 84	Bryan Mata 113	Trevor Story 138
Isaiah Campbell 51	Vaughn Grissom 85	Reese McGuire 114	Enmanuel Valdez 143
Triston Casas 53	David Hamilton 87	Chris Murphy 117	Brandon Walter 145
Kutter Crawford 57	Tyler Heineman 89	Tyler O'Neill 120	Greg Weissert 147
Cooper Criswell 60	Liam Hendriks 91	Luis Peralas 123	Garrett Whitlock 149
Bobby Dalbec 62	Tanner Houck 95	Nick Pivetta 124	Josh Winckowski 153
Rafael Devers 66	Joe Jacques 99	Ceddanne Rafaela 129	Connor Wong 155
Jarren Duran 75	Kenley Jansen 101	Rob Refsnyder 132	Masataka Yoshida 158

History

History of the Boston Red Sox 186-190
Ownership/Managerial History 191-192
All-Time Roster 193-203
Hall of Fame/Retired Numbers 204-210
Red Sox All-Time Teams 211
Award Winners 212-215
Red Sox in the All-Star Game 216-219
Fenway Park Information and History 220-231
Spring Training/JetBlue Park at Fenway South 232-233

Records

Club Records 234-241
Batting Records 242-260
Pitching Records 261-272
Fielding Records 273-278

Red Sox In The Postseason

Overall Results and Statistical Leaders 280-282

Player Development

Player Development and Scouting Staffs 284-288
Red Sox 2023 Draft 289
Minor League Affiliates 290-295
Minor League Players 296-343

Media Information

Media Relations Information 346-347
Red Sox on Television and Radio 348-351
MLB Important Dates Calendar 352

The 2024 Boston Red Sox Media Guide is produced by the **Red Sox Baseball Communications & Media Relations Department**: Abby Murphy, Justin Long, Daveson Pérez, Devin Benson, Carlos Villoria-Benítez, and Raleigh Clark. **Additional Contributions**: Sarah Coffin, Zineb Curran, Adam Grossman, Pam Kenn, Tyler Petropulos, and Liam Stephanos. **Printing**: MassPrinting. **Cover Design**: Marissa McClain. **Photography**: Billie Weiss, Maddie Malhotra, Jaiden Tripi, Armond Feffer, Michael Ivins, Cindy Loo, Brita Meng-Outzen, and Breatley Collection. **Statistical Assistance**: Elias Sports Bureau, Baseball Reference, and Major League Baseball.

Copyright Boston Red Sox, ©2024. All rights reserved.

The Red Sox Remember

We were saddened to hear of the passings of the following members of the Red Sox family.



PAUL HINRICHS, 97, on 4/9/23. The former RHP made 4 appearances in the majors, all in relief for the Red Sox in 1951. His final outing came on 6/21/51, when he threw a scoreless inning against Cleveland at Fenway Park.



JOE CHRISTOPHER, 87, on 10/3/23. The former outfielder played 638 games with the Pirates (1959-61), Mets (1962-65), and Red Sox (1966), winning a World Series with Pittsburgh in 1960. Born in St. Croix, he hit .300 with 16 HR in 1964.



BOBBY BOLIN, 84, on 6/2/23. A former RHP, he went 88-75 with a 3.40 ERA in 495 games (164 starts) with the Giants (1961-69), Brewers (1970), and Red Sox (1970-73). In 1968, his 1.99 ERA ranked 2nd in the NL behind only Bob Gibson (1.12).



BOBBY GUINDON, 80, on 10/26/23. The Brookline native appeared in 5 Major League games, all with the Red Sox in 1964. He retired following the 1970 season, which he spent with Triple-A Tulsa in the St. Louis organization.



MARIO GUERRERO, 73, on 7/2/23. The former middle infielder played 697 games with the Red Sox (1973-74), Cardinals (1975), Angels (1976-77), and A's (1978-80). Boston acquired him from the Yankees in 1972.



DICK DRAGO, 78, on 11/2/23. The former right-handed pitcher posted a 3.62 ERA with 108 wins and 58 saves in 519 games (189 starts) with the Royals (1969-73), Red Sox (1974-75, '78-80), Angels (1976-77), Orioles (1977), and Mariners (1981). In 8 Postseason games with Boston in 1975, he allowed only 1 run in 8.2 innings (1.04 ERA).



EDDIE BRESSOUD, 91, on 7/13/23. A 1964 All-Star with Boston, the former infielder played 1,186 games with the Giants (1956-61), Red Sox (1962-65), Mets (1966), and Cardinals (1967), winning a World Series title with St. Louis in 1967.



BILLY GARDNER, 96, on 1/3/24. The former infielder played 1,034 games over a 10-year career with the Giants (1954-55), Orioles (1956-59), Senators (1960), Twins (1961), Yankees (1961-62) and Red Sox (1962-64), winning World Series titles with the 1954 Giants and 1961 Yankees. The Connecticut native also served as the Sox' 3rd base coach (1965-66) and managed in their minor league system from 1967-71 before managing 747 games with the Twins (1981-85) and Royals (1987).



ALEX COLE, 57, on 8/11/23. The former outfielder played 573 games with Cleveland (1990-92), Pittsburgh (1992), Colorado (1993), Minnesota (1994-95), and Boston (1996), recording a .360 OBP with 148 stolen bases.



BILL SCHLESINGER, 81, on 8/13/23. A former outfielder, he played in 1 Major League game, pinch-hitting for the Red Sox on 5/4/65 against the Angels in California. He stopped playing in 1971 and returned to his hometown of Cincinnati, OH.



JIMMY WILLIAMS, 80, on 1/26/24. The former infielder managed the Red Sox for 5 seasons (1997-2001), leading the club to back-to-back Postseason berths (1998-99) and winning the 1999 American League Manager of the Year Award. He ranks 8th in franchise history in managerial games (766) and wins (414). Prior to his managing career, Williams was signed by the Red Sox as an amateur free agent in 1964 and played in 14 Major League games with the St. Louis Cardinals (1966-67), as well as minor league games with the Red Sox (1965), Cardinals (1966-67), Cincinnati Reds (1968), Montreal Expos (1969-71), and New York Mets (1971). He also managed the Toronto Blue Jays (1986-89) and Houston Astros (2002-04).



TIM WAKEFIELD, 57, on 10/1/23. The honorary chairman of the Red Sox Foundation spent 29 years in the organization as a player, special assistant, and broadcaster. A 2-time World Series champion (2004, 2007) and 2009 All-Star with

Boston, he won MLB's 2010 Roberto Clemente Award, his 8th time being nominated for the prestigious honor. Wakefield joined NESN's pre- and post-game team in 2012, and in 2016 he was inducted into the Red Sox Hall of Fame. In 19 seasons with the Pirates (1992-93) and Red Sox (1995-2011), he went 200-180 with 22 saves, a 4.41 ERA, and 2,156 strikeouts in 627 outings (463 starts). The right-hander's 17 seasons with Boston are the most in club history by a pitcher; he also owns all-time Red Sox records with 430 starts and 3,006.0 innings pitched. He ranks 2nd in franchise history with 590 pitching appearances and 2,046 strikeouts and is 3rd with 186 wins. He is the only player in franchise history to appear in a game at the age of 44 or older.

FENWAY | SPORTS | GROUP



The Boston Red Sox are one of three iconic clubs anchoring Fenway Sports Group (FSG), a global sports, marketing, media, entertainment, and real estate company, alongside Liverpool Football Club and the Pittsburgh Penguins. FSG's expansive portfolio includes two of the world's most historic venues, Fenway Park and Anfield Stadium, the tech-forward golf team Boston Common Golf, NASCAR's RFK Racing, regional sports networks NESN and SportsNet Pittsburgh, growth and integrated sponsorship sales firm Fenway Sports Management (FSM), and Fenway Sports Group Real Estate (FSGRE).

FENWAY SPORTS GROUP PROPERTIES

- Boston Common Golf
- Boston Red Sox
- Fenway Sports Management
- FSG Real Estate
- Liverpool Football Club
- New England Sports Network
- Pittsburgh Penguins
- RFK Racing
- SportsNet Pittsburgh

FENWAY SPORTS GROUP LEADERSHIP

- John W. Henry (Principal Owner)
- Thomas C. Werner (Chairman)
- Michael Gordon (President)
- David Ginsberg & Phillip H. Morse (Vice Chairmen)
- Ed Weiss (EVP/Corporate Strategy & General Counsel)
- Julie Swinehart (Chief Financial Officer)
- Greg Morris (Special Advisor to the Chief Financial Officer)
- Theo Epstein (Senior Advisor)

FENWAY SPORTS GROUP PARTNERS

Theodore Alfond	John W. Henry	Michael Pucker
William Alfond	Linda Pizzuti Henry	Bruce Rauner
Arctos Sports Partners	Jimmy Iovine	RedBird Capital Partners
Maverick Carter	Mitchell Jacobson	Frank Resnek
Thomas R. DiBenedetto	LeBron James	Steve Somers
Michael Egan	Gary Kaneb	Laura Trust
Patrick Egan	Sam Kennedy	Paul Wachter
Theo Epstein	Seth Klarman	Herb Wagner
Chris Fillo	Larry Lucchino	Richard W. Warke
David Ginsberg	Henry McCance	Teddy Werner
Michael Gordon	Phillip H. Morse	Thomas C. Werner



Red Sox Foundation: The Heart of Red Sox Nation

After taking ownership of the Red Sox in 2002, John Henry, Tom Werner, Larry Lucchino and their partners founded and funded the **Red Sox Foundation** as part of their philanthropic commitment and responsibility. From that day forward, the Foundation has been uniquely positioned to leverage the iconic brand of the Boston Red Sox and harness the passion of the greatest fans in baseball in order to make lasting impact in our communities.

Today, the Foundation is one of the largest team charities in Major League Baseball, strategically using its platform to be a leading source of hope and positivity off the field. It is the Foundation's mission to make a difference in the lives of youth, families, Veterans, and communities in need by improving health, educational and recreational opportunities. We are able to work towards this mission by coupling our year-round, direct-service programming with our grant-making initiatives and core partnerships. We utilize a unique model as a 501(c)(3) nonprofit organization to effectively triple our impact in New England and Lee County, Florida. With the generosity of Red Sox Nation, our work has transformed and saved lives, resulting in a total investment of over \$120 million since 2002.

Our unique model and incredible investment from Red Sox Nation has allowed us to support our communities in many key ways since our inception. First, the Red Sox Foundation has donated to over 2,300 mission-aligned organizations in New England and Southwest Florida since its creation in 2002. Second, through our partnerships with best-in-class organizations in health care, the Red Sox have helped raise over \$167 million for cancer treatment and research for The Jimmy Fund, supported more than 35,000 veterans and their families suffering from the "invisible wounds of war" with the Home Base Program, and helped the Dimock Center serve 20,000 patients annually with health and human services. Third, the Foundation's self-run education and youth baseball and softball programs have supported 349 Boston Public School students with college scholarships and mentorships through its Red Sox Scholars program, awarded over 1,700 scholarships to graduating high school seniors in New England and Lee County, and provided access and opportunity for more than 1,500 youth to play baseball and softball through its Nike RBI program in Boston, Chelsea, and Lawrence.

The Red Sox became the first 2-time winner of the **Allan H. Selig Award for Philanthropic Excellence**. The club earned the inaugural award in 2010 for the Red Sox Scholars program, then won in 2019 for the Home Base program.

The Red Sox and the Jimmy Fund: Teammates for Life

No cause is more deeply rooted in the fiber of the Red Sox than the fight against cancer. It was that way when Ted Williams would visit the young patients of legendary doctor Sidney Farber on his way to Fenway Park in the 1940s, it is that way today, and it will remain that way until cancer has been vanquished.

The enduring partnership between the Red Sox and the Jimmy Fund, which officially started in 1953, has raised more than \$167 million for cancer treatment and research. As the partnership's primary fundraising initiative, the annual Red Sox Jimmy Fund Radio-Telethon on WEEI and NESN has raised more than \$68 million since the telethon's inception in 2002.

Over the years, the partnership between the Red Sox and the Jimmy Fund has been strengthened by countless interactions between players and patients, whether in the clinic's playroom, beside hospital beds, or in front of the Red Sox' dugout at Fenway Park. In 2003, Jimmy Fund teens visited Fenway South in Fort Myers, FL, in what became an annual trip that provided the children with a VIP weekend experience during spring training. During the COVID-19 pandemic, the Red Sox and the Jimmy Fund adapted to the unprecedented times, temporarily replacing in-person visits with virtual programming, including "Bingo Nights" with Red Sox players.

Ted Williams' final visit to the Jimmy Fund Clinic was in July 1999, just before MLB's All-Star Game at Fenway Park. Red Sox players have carried that torch in the 21st century, with Garrett Whitlock, Nate Eovaldi, Mitch Moreland, Brock Holt, Pablo Sandoval, Will Middlebrooks, David Ross, Jarrod Saltalamacchia, Daniel Bard, Tim Wakefield, and Clay Buchholz all serving as Jimmy Fund Captain during their time with the Red Sox.

RED SOX FOUNDATION BOARD

Thomas C. Werner (Chairman)	Chad Gifford	Corey Thomas
Katie Burke	Linda Henry	Linda Whitlock
Maverick Carter	Bridget Terry Long	Tim Zue (Treasurer)
David Friedman (Counsel & Clerk)	Sean McGrail	

As our Honorary Chairman, Tim Wakefield was an inspiration and true champion of the Foundation and its mission. We will continue to honor his legacy every day through our work in the community.



The Home Base Program

When the Red Sox went to Washington, D.C., in the aftermath of their World Series victories in 2004, 2007, 2013, and 2018, they did so at the invitation of the White House, Presidents Bush, Obama and Trump paying tribute to their success. The Sox appreciated the honor, but the trips to the nation's capital would take on a deeper and more lasting meaning, one inspired by their visits after each ceremony to the military personnel recovering from their wounds in the Walter Reed Army Medical Center and associated hospitals. Red Sox Foundation Chairman, Tom Werner, was so moved that he knew he needed to find a way that the ball club could make a positive impact on the lives of those who had given so much in service to their country. His vision inspired the club to partner with Massachusetts General Hospital to create the Home Base Program.

Along with the team's decades-long commitment to the Jimmy Fund, the Home Base Program has become a focal point of the team's community outreach, one that has provided an extraordinary support system to wounded veterans and their families.

The Home Base Program is the first partnership of its kind in the nation between an academic medical center and a Major League Baseball team. As a National Center of Excellence, Home Base operates the largest private-sector clinic in the nation devoted to healing invisible wounds such as post-traumatic stress disorder and traumatic brain injury. Since its inception, Home Base has served more than 35,000 veterans and family members with care and support and trained over 85,000 clinicians across the nation, and remains at the forefront of discovering new treatments. In September 2018, Home Base officially opened the doors to its new, state-of-the-art facility in the Charlestown Navy Yard. The center has doubled Home Base's capacity, providing the space and resources needed to significantly enhance the mental health care and support services provided to service members, Veterans, and their families.

The Red Sox Foundation to date has raised over \$41 million for the program, with the majority raised through its annual Run to Home Base. The 14th Annual Run to Home Base presented by Raytheon Technologies returned to Fenway Park on July 22, 2023. Over 2,600 participants came together, both in-person and virtually, to raise critical funds for our Veterans, Service Members and their families. Later that day, the Boston Red Sox honored and paid tribute to Special Operations Forces and their contributions as part of a special, on-field pregame ceremony.



Red Sox in the Community, Continued

The Red Sox and Dimock: Simply Saving Lives

In the heart of the city, at the soul of its core, sits an institution that tackles the toughest issues. With a mission to heal and uplift individuals and families, Dimock endeavors to redefine the model of a healthy community by creating equitable access to comprehensive health care and education. The Red Sox Foundation, a supporter for 20 years, is one of the largest contributors to Dimock, which serves 20,000 patients annually with health and human services. John W. Henry—together with more than 200 Front Office employees, including our Baseball Operations Team, Aramark and other corporate sponsors—have personally volunteered at this Roxbury institution. We are proud to champion Dimock and the impact they're making in response to the pandemic to ensure individuals and families continue to have equitable access to critical services.

In 2023, the Red Sox Foundation made many generous contributions to meet the needs of people in our shared community. In addition to offering financial support, the Foundation participated in several volunteer projects on Dimock's campus, provided donated tickets to Dimock staff, and held a holiday lunch for their patients with the support of Takeda. The Foundation was also able to provide the Dimock Center with time on NESN Red Sox broadcasts to spread the word about the incredible work they are undertaking.

Red Sox Scholars: Expanding Access and Opportunity

The mission of our Red Sox Scholars program is to empower Boston's youth to pursue their goals to, through and beyond college by providing mentorship and access to academic, professional and social opportunities. The Red Sox Scholars, presented by Beth Israel Deaconess Medical Center, is a college success program that awards a \$10,000 college scholarship to 12 Boston Public School seventh graders each year. The Foundation then provides academic, professional, and social support to the students for the next nine years to ensure they graduate from college with as little debt as possible and are prepared to enter the workforce, as well as feeling part of a family of resources for years to come. Since the program's creation, the Foundation has engaged and empowered 349 students. The Foundation was proud to welcome its 21st cohort to our Red Sox Scholars family in 2023.



Fenway Park Learning Lab: Creating a Tradition

In 2023, the Red Sox Foundation, in partnership with the MassMutual Foundation and Fenway Park Tours, launched the Fenway Park Learning Lab, an immersive, educational tour for sixth grade Boston Public Schools (BPS) students. The program, co-designed with BPS educators, leverages Fenway Park as a teaching tool bringing curriculum to life in areas including statistics, history, science, financial literacy and more. Inspired by John Henry's love of baseball and math, this dynamic program will create a rich tradition that makes our historic ballpark part of the educational journey for BPS students.

Youth Baseball and Softball Programs: Growing the Game

Nike RBI (Reviving Baseball and Softball in Inner Cities): Our vision is for every young person in New England to have access and opportunity to play baseball and softball. As such, the Red Sox Foundation runs the Nike RBI and Jr. Nike RBI Leagues, which annually serve 2,000 boys and girls, ages 5 to 18, in Boston, Chelsea, and Lawrence. Nike RBI provides team equipment, uniforms, field access and umpires at no cost to players and their families, and supports a cohort of dedicated coaches who use baseball and softball as a platform to teach core values of teamwork, respect and leadership.

YOUTH LEAGUES: The Red Sox Foundation has provided support to Little League and other youth programs across New England. In 2023, the Foundation supported 161 little leagues with funding.

BOSTON AREA CHURCH LEAGUE: Since 2002, the Red Sox have helped to nurture the Boston Area Church League, which the club created with former Boston Mayor Thomas M. Menino on August 8, 2002. Children played Saturday doubleheaders with pastors as coaches, police as umpires, and assistant district attorneys as volunteers. Several hundred children then enjoyed a Red Sox game at Fenway Park, and relationships created on the ball field carried over into the neighborhoods.

RED SOX CHILDREN'S RETREATS: From 2003-19, the Red Sox helped operate Red Sox Children's Retreats at the Ron Burton Training Village in Hubbardston, MA. In a partnership announced on December 13, 2002, shortly before the Boston Patriots' ailing football star passed away, his son and namesake, a longtime member of the Red Sox, brought children from neighborhoods long on asphalt and short on grass to weekends at the verdant camp created by this remarkable sports family. The children used the lure of sports to learn harmony, life skills, love, and fellowship.

LINDOS SUEÑOS: Since 2004, the Red Sox have operated their Lindos Sueños Program, in which American teens traveled to the Dominican Republic to play baseball and engage in community service projects with their teenage counterparts from the island. More than 100 Boston-area teens have participated. It is a remarkable experience to see how quickly socioeconomic backgrounds and different languages give way to unity through the language and heart of baseball. The Lindos Sueños Program, which made its return in 2023, is sponsored by jetBlue and the Red Sox Foundation.

PLAY BALL EVENTS: In collaboration with MLB, the Foundation's Play Ball Events introduce youth in underserved communities to the game in a fun, informal setting. In 2023, over 2,000 youth participated in Play Ball events in 12 communities across New England, including a Fantasy Day on-field clinic at Fenway Park with participants from Best Buddies, Nike RBI Boston Softball and Nike RBI Lawrence Baseball.



Social Justice, Equity, and Inclusion

In early June of 2020, Red Sox President & CEO Sam Kennedy wrote a call to action to our front office and our fans outlining the organization's commitment to racial justice. The note stated that we stand with those who are working to achieve racial equity, recognized that we have work to do ourselves, and spoke of our obligation to amplify the voices of those who share our values, but may not share our platform.

Since that memo, we have collected and communicated resources, celebrated holidays that were admittedly new to many of us, disclosed the number of incidents at Fenway Park involving racial slurs, and supported the efforts of our players and coaches in the important work that they are doing in this space.

With this renewed focus on social justice, equity and inclusion on and off the field, the Red Sox and Red Sox Foundation determined the most effective way for our organization to effect change was by focusing our efforts internally, within our own organization. While we continue to use Red Sox and Red Sox Foundation public platforms to promote racial and social justice causes that align with our core values, the bulk of our work is focused on ways to promote diversity, equity and inclusion within our ballpark and front office and with our field staff. Examples include the creation of Employee Resource Groups (ERGs), a Mentorship Program, and Education & Trainings for all staff and players.

Our work will be ongoing and will encompass the vision of the Red Sox and Red Sox Foundation to build a more just, equitable community for all.

Boston Red Sox Front Office Directory

Principal Owner: John W. Henry | **Chairman:** Thomas C. Werner
President and CEO: Sam Kennedy
Chief Baseball Officer: Craig Breslow
Special Assistants: Pedro Martinez, David Ortiz

Executive Management Team

EVP, Ticketing, Concerts & Events..... Ron Bumgarner
 EVP, Assistant General Manager..... Raquel Ferreira
 EVP, Legal & Government Affairs and Chief Compliance Officer.....David Friedman
 EVP, Chief Operating Officer..... Jonathan Gilula
 EVP, Chief Marketing Officer.....Adam Grossman
 EVP, Baseball Operations.....Brian O'Halloran
 EVP, Partnerships.....Troup Parkinson
 EVP, Assistant General Manager.....Eddie Romero
 EVP, Social Impact & Executive Director, Red Sox Foundation.....Bekah Salvasser
 EVP, Chief People & Culture Officer.....Amy Waryas
 EVP, FSG Corporate Strategy & General Counsel.....Ed Weiss
 EVP, Chief Financial Officer.....Tim Zue
 SVP, Baseball Operations.....Ben Crockett
 SVP, Chief Communications Officer.....Zineb Curran
 SVP, Assistant General Manager.....Michael Groompan
 SVP, Chief Experience Officer.....Sarah McKenna
 SVP, Ballpark Operations.....Pete Nesbit
 SVP, Assistant General Manager.....Paul Toboni

Baseball Operations & Administration

SVP, Assistant General Manager.....Paul Toboni
 VP, Sports Medicine & Performance.....Brad Pearson
 Director, Major League Operations.....Mike Regan
 Director, Team Travel.....Mark Cacciatore
 Chief of Staff, Baseball Operations.....Matt Sauer
 Assistant Director, Major League Operations & Professional Scouting.....Alex Gimenez
 Executive Assistant & Manager, Staff Support.....Erin Mylett Cox
 Home Clubhouse Manager.....Tom McLaughlin
 Visiting Clubhouse Manager.....Edward "Pookie" Jackson
 Sports Medicine Administrative Manager.....Elana Webb
 Clubhouse Assistant.....John Coyne
 Assistant, Major League Operations.....Anna Clemson
 Special Advisor to the CEO.....Kyle Boddy

Baseball Research & Development

Director, Baseball Systems.....Mike Ganley
 Director, Baseball Analytics.....Joe McDonald
 Senior Developer & Team Lead.....Connor McCann
 Senior Developers, Baseball Systems.....Fred Hubert, Kim Eskew
 Developers, Baseball Systems.....Deven Swiergiel, Eric Last, Neil Pierre-Louis
 Senior Data Engineer, Baseball Systems.....John Smith
 Assistant Director, Baseball Analytics & Research Development.....Spencer Bingol
 Assistant Director, Baseball Analytics & Player Evaluation.....Dan Meyer
 Assistant Director, Baseball Analytics/Sports Science.....Brad Alberts
 Assistant Director, Baseball Analytics/ML Strategic Information.....Dave Miller
 Biomechanical Engineer.....Stacy Lerum
 Senior Data Engineer & Team Lead, Baseball Systems.....Kameron Wells
 Data Engineers, Baseball Systems.....Drew Paszek, Vince Fitzpatrick, Benjamin Strauss
 Senior Analysts, Baseball Analytics.....Tyler Burch, Sam Larson,
 Katy McKeough, Jimmy O'Donnell, Jonathan Waring,
 Analysts, Baseball Analytics.....Lily Amadeo, Nate Hawkins,
 Kayla Mei, Scott Steinberg
 Technology Specialist, Baseball Systems.....Javin Vincelette
 Coaching Assistant, Pitching Strategy.....Devin Rose
 Coaching Assistant, Hitting Strategy.....Joe Cronin
 Analyst, Major League Strategic Information.....Jeb Clarke
 Assistants, Baseball Analytics.....Josh Mould, Coby Schneider
 Major League Assistant, Baseball Systems.....Tyler Forgiome
 Minor League Assistant, Baseball Systems.....Sam Denomme

Minor League Operations

Director, Player Development.....Brian Abraham
 Director, Pitching.....Justin Willard
 Director, Hitting Development & Program Design.....Jason Ochart
 Assistant Directors, Player Development.....Chris Stasio, David Besky
 Assistant Director, Minor League Operations.....Patrick McLaughlin
 Special Assistant, Player Development.....Shawn Haviland
 Coordinator, Baseball Development.....Jordan Elkary
 Coordinator, Player Education.....Hilda Ramirez
 Assistant, Florida Baseball Operations.....Stephen Aluko
 Minor League Equipment Manager.....Mike Stelmach
 Minor League Assistant Equipment Manager.....RJ Warner
 Minor League Clubhouse & Equipment Assistant.....Cole Filosa

Scouting

VP, Scouting Development & Integration.....Gus Quattlebaum
 VP, Scouting.....Mike Rikard
 Director, Professional Scouting.....Harrison Slutsky
 Co-Directors, International Scouting.....Todd Claus, Rolando Pino
 Director, Amateur Scouting.....Devin Pearson
 Director, Latin American Operations.....Alberto Mejia
 Assistant Director, Professional Scouting.....Mark Heil
 Assistant Director, Amateur Scouting.....Jak Bruml
 Manager, International Scouting.....Marcus Cuellar
 Assistant, Professional Scouting.....Margaret Zimmer
 Assistant, Amateur Scouting.....Mason McRae

Baseball Strategy/Personnel

Director, Baseball Strategy/Personnel.....Andrew Mack
 Manager, Baseball Strategy/Personnel.....Aidan Donovan
 Assistant, Baseball Strategy/Personnel.....Michael Vetter

Business Affairs

EVP, Chief Operating Officer.....Jonathan Gilula
 VP, Special Projects.....Fred Olsen
 Senior Director, Business & Government Affairs.....Claire Durant

Ballpark Operations

SVP, Ballpark Operations.....Pete Nesbit
 Senior Director, Grounds.....Dave Mellor
 Director, Grounds.....Derek Gauger
 Manager, Grounds.....Devin Fitman
 Specialist, Grounds.....Jedidiah Saverde
 Director, Security & Emergency Services.....Colm Ludov
 Assistant Director, Event Security & Ops.....Mike Gunning
 Coordinator, Event Security & Operations.....Juliana Rush
 Supervisor, Security & Emergency Services.....Angel Santiago
 Director, Ballpark & Game Day Operations.....Ryan Kozul
 Coordinator, Security & Game Day Operations.....Michael Pierce
 Senior Manager, Event Operations.....Chris Chirichello
 Coordinator, Event Operations.....Max Smith
 Manager, Concessions and Merchandise.....Olivia Bones
 Manager, Office Services.....Nicole Tiffany

Facilities Management

VP, Facilities Management.....Jonathan Lister
 Facilities Superintendent.....Donnie Gardiner
 Director, Facilities Planning & Services.....Alex Spader
 Senior Manager, Facilities Planning & Sustainability.....Robyn Pacini
 Manager, Ballpark Logistics.....Paul Bouettie
 Coordinators, Ballpark Logistics.....George Thornton, Jalen Jones
 Coordinator, Facility Planning & Services.....Cole Durvett

Red Sox Productions

SVP, Chief Experience Officer.....Sarah McKenna
 VP, Red Sox Productions.....John Carter
 Chief Engineer.....Jason Notermann
 Director, Red Sox Productions.....Steve Roman
 Assistant Directors, Red Sox Productions.....Luke Fraser, Stacey Lamboni
 Coordinators, Red Sox Productions.....Marcel Johnson, Caleb Uhl

Fan Services & Entertainment

SVP, Chief Experience Officer.....Sarah McKenna
 Director, Fan Services & Entertainment.....Jae Hollands
 Manager, Fan Services & Entertainment.....Kali Richards
 Specialists, Fan Services & Entertainment.....Aidan Park, Karen Zenteno

Fenway Park Tours

SVP, Fenway Park Tours, Engagement & Experiences.....Marcia Thompson
 Senior Manager, Group Tour Sales.....Sarah Farley
 Fenway Park Tours Coordinator.....Angel Escalante

Florida Business Operations

General Manager, Florida Operations & JetBlue Park.....Shawn Smith
 Director, Florida Business Operations.....Brennan Whitley
 Director, Partner Development.....Allison Bucci
 Account Executive, Season & Group Tickets.....Jack Gordon

Corporate Communications

SVP, Chief Communications Officer.....Zineb Curran
 Director, Corporate Communications.....Katelyn Reilly
 Senior Specialist, Corporate Comms. & Government Affairs.....Sonya Bhabhalla
 Specialist, Corporate Communications.....Liam Stephanos

Executive Administration

Special Assistant to the Principal Owner.....Sylvia Moon
 Special Assistant to President of FSG & President/CEO of Boston Red Sox.....Jamie Bucci
 Executive Office Associate.....Alejandro Auffant
 Executive Assistant to the Chairman,
 Boston Red Sox and Red Sox Foundation.....Kelley Rogers
 Executive Assistant & Senior Manager, Legal Operations.....Caitlin Klicher
 Executive Personal Assistant to The Henry Family.....Brienne Hart
 Senior Advisor to the President/CEO.....Ron Burton
 Senior Advisor to the President, Strategic Planning.....Michael Porter

Finance, Analytics & Information Technology

EVP, Chief Financial Officer.....Tim Zue

Finance

SVP, Finance.....Ryan Oremus
 VP, Financial Planning & Operations.....Ryan Scaffidi
 Director, Payroll & Administration.....Cathy Fahy
 Senior Accounting Manager.....Emily Van Dam
 Senior Manager, Financial Planning & Operations.....Rob Winter
 Manager, Finance & Accounting.....Sofia Paparella
 Senior Accountant.....Kelsey Gee
 Financial Analyst.....Nick Curry
 Staff Accountant.....James Murphy
 Specialists, Accounting Operations.....Julia Fieldsend, Brenna Peterson

Boston Red Sox Front Office Directory, Continued

Business Strategy & Analytics

SVP, Business Strategy & Analytics Jonathan Hay
Senior Director, Research, Business Strategy & Analytics ...Kurt Zwald
Director, Business Strategy & Analytics Patrick Kelley
Senior Manager, CRM Ben Nickerson
Business Insight Analyst Grant Sherman
Business Analyst Marlee Masters
CRM Analyst Cooper Hoffman

Information Technology

SVP, Chief Technology Officer Brian Shield
VP, Technology Operations/Information Security Randy George
VP, Software Engineering Dan White
Director, IT Operations Ryan Oreste
Director, Network Services Matt Salmeri
Senior Manager, IT Client Support Elizabeth Barnes
Manager, Software Engineering Michael Bottomley
Manager, Cyber Security Ariana Giunta
Manager, Ballpark Technology Kevin Tse
Software Engineer Michelle Meredith
Cloud Engineer Iain Carr

Government & Neighborhood Affairs

EVP, Legal & Government Affairs and Chief Compliance OfficerDavid Friedman
Senior Director, Business & Government Affairs Claire Durant
Senior Specialist, Corporate Communications &
Government AffairsSonya Bhabhalia

Legal

EVP of Corporate Strategy and General Counsel, FSG Ed Weiss
EVP, Legal & Government Affairs and Chief Compliance OfficerDavid Friedman
SVP, Assistant General Counsel, FSG Boston Elaine Stewart
VP, Assistant General Counsel, FSG Boston ...Iciar Garcia, Mandy Pettillo
Counsel Cameron Hammel
Senior Manager, Legal Operations &
Executive Assistant to General Counsel Caitlin Kilcher
Senior Project Manager, IT & Legal Affairs Christina Logge

Marketing, Creative Services & Media Relations

EVP, Chief Marketing Officer Adam Grossman

Marketing

SVP, Marketing & Broadcasting Colin Burch
Senior Director, Marketing Kelsey Doherty
Senior Manager, Digital & Multicultural Marketing Beatriz Lopez
Manager, Social Media Maria Schroeder
Senior Coordinator, Experiential Marketing Kendall Ely
Senior Coordinator, Marketing Rachel Blackman

Creative Services

VP, Creative Services & Content Tim Heintzelman
Director, Creative Services & Photography Billie Weiss
Design Director Marissa McClain
Senior Manager, Design Nick Sciaratta
Graphic Designer, Marketing Specialist Yewande Salako
Graphic Designer, Brand Specialist Ryan Patrick
Staff Photographer Madeline Malhotra

Baseball Communications & Media Relations

Directors, Baseball Communications & Media Relations ...Abby Murphy, Justin Long
Senior Director, Baseball Communications & Media Relations Daveson Pérez
Specialist, Baseball Communications & Media Relations Devin Benson
Coordinator, Baseball Communications & Media Relations Raleigh Clark
Coordinator/Interpreter,
Baseball Communications & Media Relations Carlos Villoria-Benitez

Partnerships

EVP, Partnerships Troup Parkinson

Corporate Sponsorships & Client Services

SVP, Client & Sponsor Services Marcell Bhango
Senior Director, Client Services Sean Walsh
Director, Partnership Operations Bailey Douglas
Director, Partnership Activation Amanda Hegin
Senior Manager, Client Services Alexandria Kraus
Manager, Client Services Ollie Rothmann
Specialist, Client Services Nicole Wheaton
Specialist, Partnership Activation John Carey
Coordinator, Client Services Sydney Chabot
Coordinator, Client Services & Limited Partners Adam Moskus
Coordinator, Partnership Activation Andrew Ross

Community, Alumni & Player Relations

SVP, Community, Alumni, & Player Relations Pam Kenn
Senior Director, Club Relations Jack McCormick
Director, Community & Player Relations Caitlin Hanley
Alumni Relations Manager & Team Curator Sarah Coffin
Specialist, Community & Player Relations Nate Montero
Coordinator, Community Relations Becca Springle

People & Culture

EVP, Chief People & Culture Officer Amy Waryas
VP, Talent & Employee Experience Juan Ruiz-Hau
Senior Director, Total Rewards & HRIS Benjamin Coakley
Director, Talent Acquisition & Employee Relations Kara Buckner
Diversity, Equity, Inclusion & Belonging Manager Michael Lara
Manager, Learning & Development, Baseball Operations May Peckham
Senior Total Rewards Specialist Emily Caruso
Senior Talent Acquisition Specialist, Business Operations Katie Kelly
Talent Acquisition Specialist, Baseball Operations Brett Amendola
Senior Coordinator, People & Culture Katie Naughton
Senior Coordinator, People Operations Charlotte Plakans

Ticketing, Fenway Park Events, Concerts

EVP, Ticketing, Concerts & Events Ron Bumgarner

Ticketing

SVP, Ticketing Richie Beaton
SVP, Ticket Services and Operations Naomi Cudde
Senior Director, Ticket Services Jenean Rometa
Director, Season Ticket Services Mike Comela
Director, Ticket Strategy & Promotions Travis Pollio
Assistant Director, Ticket Systems Administration Matthew VanDeusen
Assistant Director, Ticket Fulfillment & Operations Peter Farny
Senior Manager, Ticket Services Ben Doran
Senior Manager, Ticket Technology & Operations Matthew Crawford
Ticket Settlement Administrator Curtis Chin
Senior Account Specialist, Season Ticket Services Tarah Reardon
Account Executives, Season Ticket Services Francisco Lopez,
..... Ray Marceau, Kidane Hypolite, Eileen Hedger, John Luvera
Junior Season Ticket Account Executives John Sullivan, Elias Connor
Ticket Services Associates Michael Miklos, Karina Provost,
..... Brooke Schwab, Virgil Harrell III

Ticket Sales

SVP, Ticket Sales William Droste
Senior Director, Red Sox Sales Academy & Season Ticket SalesDavid Baggs
Senior Director, Group Sales Carl Grider
Senior Director, Premium Sales & Services Brendan Hankard
Manager, Premium Sales & Concerts Kyle Raynor
Group Sales Hospitality Manager Adam Polsky
Manager, Group Sales Matt Tieri
Senior Account Executive, Group Sales Seth Shuman
Account Executives, Group Sales Julia Johnson, Lindsey Cole, Scott Baekes
Manager, Game Events & Services Ryann Starnes
Assistant Manager, Game Events & Services Noah Sullivan
Coordinators, Game Events & Services Brady Gardner,
..... Jackson Cote, Marcus Chery
Assistant Director, Red Sox Sales Academy Sandor Kopitz
Manager, Premium Season Ticket Sales Eric Eisenberg
Account Executives, Premium Season Ticket Sales Matt Gladstone,
..... Cece Lesnick, Jack Carpenter
Inside Sales Representatives Henry Dodds, Isaiah Mueller,
..... Jessica Ken-Kwofie, Molly Cronin
Special Events Sales Representative Chris Hofer

Fenway Park Events

SVP, Fenway Park Events Carrie Campbell
Senior Director, Event Sales Haley McNearney
Director of Business Development &
Executive Director, Wasabi Fenway Bowl Brett Miller
Director, Events Julio Jeune
Director, Internal Events Megan Berninger
Assistant Director, Event Sales & Business Development Taylor Grinnell
Senior Manager, Event Sales Lindsay Chapin
Senior Manager, Events Kathryn Oliver
Manager, Events & Director, Wasabi Fenway Bowl Greg Abdallah
Manager, Events & Manager, Wasabi Fenway Bowl Kristina Hudak
Managers, Events Rebecca Reid, Kristina Carsello
Manager, Internal Events Dani Hickman

Fenway Concerts

SVP, Fenway Concerts & Entertainment Larry Cancro
Senior Director, Fenway Concerts & Entertainment Beth Krydos
Specialist, Fenway Concerts & Entertainment Brendan Albertson

Red Sox Foundation

EVP, Social Impact & Executive Director, Red Sox Foundation Bekah Salwasser
Director, Development & Communications Tyler Petropoulos
Assistant Director, Programs Lidia Zayas
Senior Manager, Development & Events Jennifer Garby
Manager, Giving & Partnerships Matt McCarthy
Youth Education Program Manager, Foundation Emily McGrail
Manager, Programs Aneury Pichardo
Senior Coordinator, Development & Sponsorships Jamie Dickman
Education Program Coordinator Eve Bourjoly
Development Coordinator Kiana Swepson
Development Coordinator Alexandra Young
Foundation Fellow Tristan Webster

Red Sox Ownership and Executives



John W. Henry, Principal Owner

John W. Henry is in his 23rd season as Principal Owner of the Boston Red Sox. Since becoming a steward of the franchise in 2002, the club has won a Major League-best four World Series Championships, claimed five American League East titles, and made 11 postseason appearances. In the 22 years from 2002-23, the Red Sox recorded the fourth-highest winning percentage in baseball (.548), notably setting a franchise record with 108 regular-season wins in 2018.

In addition to the club's on-field success, Mr. Henry and his partners have overseen the preservation and protection of Fenway Park, the oldest operating ballpark in Major League Baseball. Since 2002, the ownership group has invested over \$400 million in improvements, ensuring the ballpark's viability for future generations.

Fulfilling a pledge to be active and engaged members of the Boston and New England community, Mr. Henry and his partners founded and funded the Red Sox Foundation. Since its creation in 2002, the Foundation has grown to become the largest team charity in Major League Baseball and one of the fastest growing in professional sports, earning the "Best Sports Charity" award in 2009 and the "Commissioner's Award for Philanthropic Excellence" in 2010 and 2019. Mr. Henry takes an active role in league matters and currently serves as Chairman of Major League Baseball's Business Board. He is also an Ex Officio member of its Executive Council and is a member of the Committee on Economic Reform and the Investment Committee.

Prior to the purchase of the Red Sox, Mr. Henry was chairman and sole owner of the Florida Marlins from 1999 through 2001 and a limited partner of the New York Yankees from 1991 through 2003.

Mr. Henry's 34 years of experience in baseball ownership began in 1989 as chairman and majority owner of the Tucson Toros of the Triple-A Pacific Coast League. He was also one of the founders of the Senior Professional Baseball Association, a Florida winter league composed of retired major league players. He co-owned one of its teams, the West Palm Beach Tropics, for its sole season from 1989 to 1990. The team was managed by former Red Sox "Impossible Dream" manager, Dick Williams.

Mr. Henry is a founder and the principal owner of Fenway Sports Group (FSG), a global sports, marketing, media, entertainment, and real estate company anchored by three iconic clubs, the Boston Red Sox, Liverpool Football Club, and the Pittsburgh Penguins. In addition to his role as control person for all three teams, he is a member of the National Hockey League's Strategic Planning & Innovation Committee and also serves as Director of NASCAR's RFK Racing, of which FSG owns a significant stake. Fenway Sports Group and Mr. Henry also own a control interest in Boston Common Golf, a new tech-forward golf team representing Boston and New England, featuring PGA TOUR stars Rory McIlroy, Keegan Bradley, and Adam Scott.

In addition to his role as Principal Owner of Fenway Sports Group, Mr. Henry serves as Manager of Strategic Sports Group (SSG), a consortium of American sports team owners who have made a minority investment in PGA TOUR Enterprises, the commercial arm of the PGA TOUR. In 2024, SSG closed on a major financial and strategic investment into PGA TOUR Enterprises in a partnership focused on maximizing revenue generation for the benefit of PGA TOUR players and finding opportunities to enhance the game of golf across the world. In addition to his role as Manager of SSG, Mr. Henry also serves on the Board of Directors of PGA TOUR Enterprises, which controls all commercial activities related to the PGA TOUR.



Red Sox Ownership and Executives, Continued

Independent of Fenway Sports Group, Mr. Henry and partner Dave Kaemmer founded iRacing.com in 2004, a company that has grown to become the world's premier motorsport racing simulation portal, offering more racing disciplines than any other online platform.

Outside of his career in sports, Mr. Henry has extensive experience as a founder, manager, and investor. A pioneering trader of commodities futures, for more than 30 years Mr. Henry served as chairman of the John W. Henry & Company, Inc., a global investment management firm he founded in 1981.

In October of 2013, Mr. Henry purchased the Boston Globe becoming the third owner of the largest newspaper in New England. A year later, he assumed the role of publisher, the newspaper's ninth in its history.

Mr. Henry has served on the Board of Directors of the Futures Industry Association (FIA), the National Association of Futures Trading Advisors, and the Managed Futures Trade Association. He was elected to the FIA's Futures Hall of Fame as a recognized leader in alternative asset financial product innovation.

Mr. Henry has served as a board member of the Benson-Henry Institute for Mind Body Medicine at Massachusetts General Hospital and is a former Trustee of Massachusetts General Hospital, Boca Raton Community Hospital, and a former board member of the Library of Congress Trust Fund.

Mr. Henry has received honorary doctorate degrees from Northeastern University and Boston University. He has also received the Charles Hamilton Houston Justice Award, the Master Entrepreneur of the Year Award in New England, and a lifetime achievement award from Alternative Investment News.

Born in Quincy, Illinois, Mr. Henry spent most of his childhood on the family farm in Forrest City, Arkansas, where his father raised soybeans, corn, and wheat. A Cardinals fan who grew up listening to Harry Caray, Jack Buck, and Joe Garagiola on the radio, Mr. Henry was nine when he saw his first Major League game at Sportsman's Park in St. Louis – the very city where he would see his own Boston Red Sox win the World Series in 2004.

RED SOX OWNERSHIP HISTORY

Charles W. Somers	1901-02
Henry J. Killilea	1903-04
John I. Taylor	1904-11
James R. McAleer	1912-13
Joseph J. Lannin	1913-16
Harry H. Frazee	1917-23
J.A. Robert Quinn	1923-33
Thomas A. Yawkey	1933-76
Jean R. Yawkey	1976-77
Jean R. Yawkey:	1978-80
Haywood Sullivan,	
Edward G. LeRoux Jr.	
Jean R. Yawkey Trust:	1981-86
Haywood C. Sullivan,	
Edward G. LeRoux Jr.	
Jean R. Yawkey Trust:	1987-93
Haywood Sullivan	
Jean R. Yawkey Trust	1994-2002
The Henry-Werner Group	2002-present

MLB Rankings, 2002-2023

Most World Series Titles

1.	Boston Red Sox	4
2.	San Francisco Giants	3
T3.	Houston Astros	2
T3.	St. Louis Cardinals	2
T5.	11 teams tied	1

Most Postseason Wins

1.	Houston Astros	75
T2.	Boston Red Sox	63
T2.	St. Louis Cardinals	63
T4.	Los Angeles Dodgers	62
T4.	New York Yankees	62

Most Postseason Appearances

1.	New York Yankees	17
2.	Los Angeles Dodgers	15
3.	St. Louis Cardinals	14
4.	Atlanta Braves	13
5.	Boston Red Sox	11

Most Regular Season Wins

1.	New York Yankees	2,010
2.	Los Angeles Dodgers	1,969
3.	St. Louis Cardinals	1,908
4.	Boston Red Sox	1,897
5.	Atlanta Braves	1,880

Red Sox Ownership and Executives, Continued



Thomas C. Werner, Chairman

Tom Werner, who has been involved in Major League Baseball for more than 30 years and whose love for the Red Sox spans more than five decades, has played a vital role in the team's success on the field, the saving and restoration of Fenway Park, and its difference-making impact in the community.

Werner began his baseball career as leader of the ownership group that purchased the San Diego Padres in 1990, and served as the club's majority owner until December 22, 1994. He subsequently joined forces with John W. Henry and Larry Lucchino to acquire the Red Sox, the only bidders to make saving Fenway Park a cornerstone of their proposal. Together, they and their partners won the right to buy the team on December 20, 2001 and completed the purchase on February 27, 2002. Three years later, after substantial improvements to the ballpark, Werner, Henry, and Lucchino on March 23, 2005 pledged their long-term commitment to Fenway Park, inspiring major investment in the surrounding neighborhood and sparking a remarkable transformation. Because of their vision, Fenway Park in 2012 became the first ballpark to celebrate its 100th anniversary, and with over \$400 million in renovations, its viability as "America's Most Beloved Ballpark" has been assured for years to come.

On the field, the Red Sox have enjoyed considerable success under Henry and Werner. Over their 22 years of ownership, the club has won a Major League-best four World Series Championships, claimed five American League East titles, and made 11 postseason appearances. During that span, from 2002-23, the Red Sox recorded the fourth-highest winning percentage in baseball (.548), notably setting a franchise record with 108 regular-season wins in 2018.

The team's on-field success has been accompanied by its determination to play a meaningful role in the community. Werner was instrumental in establishing and overseeing the Red Sox Foundation, which has become the largest and one of the fastest-growing team charities in Major League Baseball. Since its creation in 2002, the Red Sox Foundation has awarded over 6,000 grants to mission-aligned organizations, helped 349 Boston Public Schools students with college scholarships and mentoring through the Red Sox Scholars program, and supported thousands of youth baseball programs in Boston and throughout New England with its RBI and Little League programming. Additionally, the Foundation has helped support the critical services provided to 20,000 individuals each year at The Dimock Center in Roxbury, and through a longstanding and unique partnership that dates back to 1953, the Red Sox have helped the Jimmy Fund raise more than \$167 million for cancer treatment and research at Dana-Farber Cancer Institute. In 2010, the Red Sox were the first organization ever to be awarded Major League Baseball's Allan H. Selig Award for Philanthropic Excellence for the impact of the Red Sox Scholars program on underserved youth in Boston.

Werner spearheaded the creation of the Home Base Program, a partnership between the Red Sox Foundation and Massachusetts General Hospital, following the teams' visits to Walter Reed Medical Center as an adjunct to their World Series ceremonies in the White House. To date, this significant partnership has provided treatment and care to over 35,000 veterans and their families suffering from the "invisible wounds of war," and garnered Werner and the Red Sox a pair of prestigious awards. In recognition of his leadership, Werner was honored with the United States Army's Outstanding Civilian Service Award on October 30, 2014. In November 2019, the Red Sox were once again named recipient of the Allan H. Selig Award for Philanthropic Excellence for the achievements of the Home Base program, making the Red Sox the first organization to win the award twice since its inception in 2010. For his efforts in founding the Home Base program, in May of 2021, Werner was presented with the Secretary of Defense Medal for Outstanding Public Service – the second highest award from the head of the Department of Defense, and in 2023, was awarded the prestigious Navy SEAL Foundation Patriot Award, presented to an individual or organization that has contributed significantly to our nation and demonstrated and upheld the same values epitomized by the Navy SEAL community.

Like so many Red Sox fans of his generation, Werner's infatuation with the club began in 1967, when as a freshman at Harvard, the New York native was caught up in the team's "Impossible Dream" journey to the World Series. He fell hard, both for the Red Sox and Fenway Park. For his Visual Studies class at Harvard, he created a documentary about Fenway Park, a project that presaged a phenomenally successful career that has included his enshrinement in the Television Academy Hall of Fame.

Embodying the values of integrity and quality, Werner and his partner, Marcy Carsey, have helped create over 1,600 half-hours of quality primetime comedies. These include: "That '70s Show", "ROSEANNE", "3rd Rock from the Sun", "The Cosby Show", "A Different World", "Cybill" and "Grace Under Fire." The Carsey-Werner partnership is widely regarded as one of the most successful independent television production companies in the history of the medium. Before starting Carsey-Werner, the duo worked for ABC television when they discovered Robin Williams in a comedy club and launched his career in "Mork and Mindy." They also provided opportunities to such talents as Tom Hanks ("Bosom Buddies"), Billy Crystal ("Soap"), Danny DeVito, and Tony Danza (both in "Taxi").

Werner is still active producing numerous television series. He is currently executive producing the sixth season of THE CONNERS, ABC's number 1 comedy; NBC's EXTENDED FAMILY (with Wyc Grousbeck); Netflix's second season of their hit series THAT '90s SHOW; and Freevee's THE PRADEEPS OF PITTSBURGH.

Red Sox Ownership and Executives, Continued

Born April 12, 1950, Werner in 2001 received the Lifetime Achievement Award from the Producers Guild of America. His company has earned 24 Emmy Awards, 11 People's Choice Awards, and numerous Golden Globes, Humanitas Prizes, and Peabody Awards. In 2000, Werner, Carsey, and their partner Caryn Mandabach joined forces with Geraldine Laybourne and Oprah Winfrey to start Oxygen, a 24-hour cable channel serving the modern woman. Since 2001, when Werner and his partners purchased the Red Sox, Fenway Park, and 80% of the New England Sports Network, NESN has become a highly acclaimed model for regional sports networks throughout the country, the first to broadcast Major League Baseball games in high definition and to launch a direct-to-consumer offering, NESN 360. In August 2023, the Pittsburgh Penguins acquired their regional sports network, SportsNet Pittsburgh, the local RSN broadcasting Penguins hockey and Pirates baseball.

Werner has long immersed himself in the work of Major League Baseball and was a leader in the adoption of the wild-card playoff format, of which the 2004 club was an historic beneficiary. He presently serves on Major League Baseball's Media Committee, On Field Committee, and Competition Committee. In January of 2013, for his leadership and dedication to the game, Werner received the Dave Winfield Humanitarian Award from the Professional Baseball Scouts Foundation at the organization's annual "In the Spirit of the Game" Sports and Entertainment Spectacular.

Werner became Chairman of the Liverpool Football Club in 2010. In 2019, Liverpool defeated Premier League rival Tottenham, 2-0, in the UEFA Champions league final in Madrid. Liverpool further solidified its place atop the global elite by winning the FIFA Club World Cup in December 2019 and followed that up by capturing the 2019-20 Premier League title, the club's 19th topflight league championship.

Werner became Chairman of the Pittsburgh Penguins in December 2021, when the hockey team was acquired by Fenway Sports Group, a global sports, marketing, media, entertainment, and real estate company of which Werner is Chairman. In 2023, he also became Chairman of Boston Common Golf, a new tech-forward golf team representing Boston and New England, featuring PGA TOUR stars Rory McIlroy, Keegan Bradley, and Adam Scott.

Werner is an investor in Strategic Sports Group (SSG), a consortium of American sports team owners who have made a minority investment in PGA TOUR Enterprises, the commercial arm of the PGA TOUR. In 2024, SSG closed on a major financial and strategic investment into PGA TOUR Enterprises in a partnership focused on maximizing revenue generation for the benefit of PGA TOUR players and finding opportunities to enhance the game of golf across the world.

Werner spends much of the year in Boston, where he has a residence. He has served on many boards, including the White House Fellows Commission and the Ron Brown Scholar Program. He currently serves on the National Board for After School All Stars, a program helping more than 90,000 at-risk youth engage in after school activities.



Red Sox Ownership and Executives, Continued



Sam Kennedy, President and CEO

Sam Kennedy is in his 23rd season with the Red Sox and his ninth as President and Chief Executive Officer. Since joining the club, Kennedy has played a key role in the renaissance of the Red Sox that has included four World Series Championships, the preservation and protection of Fenway Park and the expansion of its operation beyond baseball.

With over 30 years of experience working in Major League Baseball, Kennedy joined the Red Sox in 2002 after six years with the San Diego Padres from 1996-2001. He began his career as an intern for the New York Yankees in 1993.

Kennedy serves as Chairman of the President's Working Group (PWG), a sub-committee of Major League Baseball's Business and Media Committee convened at the direction of the

Commissioner to identify and address critical business issues facing the game, facilitate communication amongst Clubs, and identify best practices and strategic goals throughout the industry. He also serves on MLB's International Committee, charged with growing the game across the globe.

In addition to leading the Red Sox front office and his involvement with Major League Baseball, Kennedy oversees Fenway Sports Management (FSM) and serves as Chief Executive for the global sports management company focused on driving revenue for Fenway Sports Group-owned and operated companies, third party clients, and serving as the growth engine for new FSG initiatives. Recently, FSM led the acquisition of the Pittsburgh Penguins, TGL's Boston Common Golf, and FSG's investment into PGA TOUR Enterprises, the commercial arm of the PGA TOUR.

Kennedy also holds the role of Chief Executive of Fenway Sports Group Real Estate (FSGRE), which oversees the real estate acquisitions, development, and management of properties owned by FSG in the Fenway neighborhood of Boston and in Southwest Florida.

In March 2021, Kennedy became a partner in FSG, formally joining the ownership group alongside new investors RedBird Capital, LeBron James, and Maverick Carter. In March 2024, he was appointed CEO of FSG.

Kennedy is an investor in Strategic Sports Group (SSG), a consortium of American sports team owners who have made a minority investment in PGA TOUR Enterprises. In 2024, SSG closed on a major financial and strategic investment into PGA TOUR Enterprises in a partnership focused on maximizing revenue generation for the benefit of PGA TOUR players and finding opportunities to enhance the game of golf across the world. Kennedy also serves on the Board of Directors of PGA TOUR Enterprises, which controls all commercial activities related to the PGA TOUR.

During his tenure, Kennedy has received many recognitions including Boston Business Journal's 40 under 40 Award. He was later inducted into the Sports Business Journal's 40 under 40 Hall of Fame, comprised of multi-year recipients of the honor who are among the most influential and creative young professionals in the industry.

Kennedy serves on the Board of Trustees for the Winsor School, Dana-Farber Cancer Institute and Camp Harbor View.

A native of Boston, MA, who grew up within walking distance of Fenway Park, Kennedy is a former captain of the baseball team at Brookline High with friend and classmate Theo Epstein. Kennedy graduated from Trinity College (CT) in 1995. He and his wife of 24 years, Amanda, reside in the Boston area with their 20-year-old son, Jimmy, and 19-year-old daughter, Ally.

RED SOX PRESIDENT HISTORY

Charles Somers	1901-03
Henry Killilea	1903-04
John I. Taylor	1904-11
James McAleer	1911-13
Joseph Lannin	1913-16
Harry Frazee	1916-23
Bob Quinn	1923-33
Tom Yawkey	1933-76
Jean R. Yawkey	1976-87
John Harrington	1987-2001
Larry Lucchino	2002-15
Sam Kennedy	2015-present



Red Sox Ownership and Executives, Continued



Craig Breslow, Chief Baseball Officer

Craig Breslow was named Chief Baseball Officer for the Boston Red Sox on October 25, 2023. In this role, he is responsible for all baseball operations matters.

Breslow spent the past five seasons in the Chicago Cubs organization, most recently as Assistant General Manager/Senior Vice President, Pitching in 2023. His front office career began in 2019 with the Cubs as Director of Strategic Initiatives, evaluating and implementing data-based processes throughout all facets of baseball operations while also supporting the pitching infrastructure in the farm system. In 2020, he was named Director of Pitching/Special Assistant to the President and General Manager, then spent the 2021-22 seasons as Assistant General Manager/Vice President, Pitching.

A 2013 World Series champion with Boston, Breslow is only the fourth former Red Sox player to lead the club's baseball operations efforts, the first since Haywood Sullivan served as General Manager from 1978-83. Entering 2024, the only other active heads of baseball operations who played in MLB were the White Sox' Chris Getz, the Mariners' Jerry DiPoto, and the Rangers' Chris Young.

Selected by the Milwaukee Brewers in the 26th round of the 2002 First-Year Player Draft, Breslow pitched 12 Major League seasons and recorded a 3.45 ERA over 576 appearances for San Diego (2005), Boston (2006, '12-15), Cleveland (2008, '17), Minnesota (2008-09, '17), Oakland (2009-11), Arizona (2012), and Miami (2016). He appeared in 202 games for the Red Sox, notably posting a 1.81 ERA in 61 outings in the 2013 regular season to help Boston capture the American League East title en route to a World Series championship. Breslow allowed zero earned runs in nine of his 10 Postseason outings in 2013, earning the win in Boston's ALDS-clinching victory over the Rays before securing a hold in the club's ALCS-clinching win over the Tigers.

Breslow graduated in 2002 from Yale University with a degree in molecular biophysics and biochemistry. He was named the "Smartest Man in Baseball" by The Wall Street Journal in 2009, and in 2010 he ranked No. 1 on The Sporting News list of Top 20 Smartest Athletes.

In 2008, Breslow founded the Strike 3 Foundation, which aims to heighten awareness, mobilize support, and raise funding for childhood cancer research. In 2013, he earned the Red Sox' Tim Wakefield Community Service Award and was named the BoSox Club's "Man of the Year." Breslow was nominated for Major League Baseball's Roberto Clemente Award three times, including in 2010 with the Oakland A's and in 2013 and 2014 with the Red Sox.

Born in New Haven, CT, Breslow resides in Newton, MA, with his wife, Kelly; daughter, Livia; and twin boys, Mason and Carter.

RED SOX BASEBALL OPERATIONS LEADERSHIP HISTORY

1933-47: Eddie Collins*	1978-83: Haywood Sullivan* [^]	2006-11: Theo Epstein*
1948-58: Joe Cronin* [^]	1984-93: Lou Gorman*	2011-15: Ben Cherington*
1959-60: Bucky Harris*	1994-02: Dan Duquette*	2015-19: Dave Dombrowski (6)
1961-62: Dick O'Connell (1)	2002: Mike Port* (4)	2019-23: Chaim Bloom (7)
1963-65: Mike Higgins [^] (2)	2002-05: Theo Epstein*	2023-present: Craig Breslow [^] (8)
1965-77: Dick O'Connell* (3)	2005-06: Ben Cherington/Jed Hoyer* (5)	

*General Manager [^]Played for the Red Sox

(1) The General Manager position was eliminated for the 1961-62 seasons; Executive Vice President of Business and Baseball Operations Dick O'Connell assumed the role. **(2)** Mike Higgins was Executive Vice President in charge of baseball operations while Dick O'Connell maintained oversight of business operations. **(3)** Dick O'Connell was named General Manager on September 16, 1965 when Mike Higgins resigned. **(4)** Mike Port was named interim General Manager on February 28, 2002. **(5)** Theo Epstein left the Red Sox from October 21, 2005-January 19, 2006. Ben Cherington and Jed Hoyer were named co-General Managers on December 12, 2005 and served in that capacity until Epstein's return. **(6)** Dave Dombrowski was hired as President of Baseball Operations on August 18, 2015. **(7)** Chaim Bloom was hired as Chief Baseball Officer on October 28, 2019. **(8)** Craig Breslow was hired as Chief Baseball Officer on October 25, 2023.

Executive Management Team



Ron Bumgarner

Executive Vice President,
Ticketing, Concerts & Events



Raquel Ferreira

Executive Vice President/
Assistant General Manager



David Friedman

Executive Vice President,
Legal and Government Affairs/
Chief Compliance Officer



Jonathan Gilula

Executive Vice President/
Chief Operating Officer



Adam Grossman

Executive Vice President/
Chief Marketing Officer



Brian O'Halloran

Executive Vice President,
Baseball Operations



Troup Parkinson

Executive Vice President,
Partnerships



Eddie Romero

Executive Vice President/
Assistant General Manager



Bekah Salwasser

Executive Vice President,
Social Impact/
Executive Director,
Red Sox Foundation

Executive Management Team, Continued



Amy Waryas

Executive Vice President/
Chief People & Culture Officer



Ed Weiss

Executive Vice President,
Fenway Sports Group
Corporate Strategy &
General Counsel



Tim Zue

Executive Vice President/
Chief Financial Officer



Ben Crockett

Senior Vice President,
Baseball Operations



Zineb Curran

Senior Vice President/
Chief Communications Officer



Mike Groopman

Senior Vice President/
Assistant General Manager




Sarah McKenna

Senior Vice President/
Chief Experience Officer



Pete Nesbit

Senior Vice President,
Ballpark Operations



Paul Toboni

Senior Vice President/
Assistant General Manager



MLB NETWORK BRINGS YOU
THE BEST SEAT
IN THE HOUSE, EVERY NIGHT



FOR THE COMPLETE PROGRAMMING
SCHEDULE AND CHANNEL FINDER, VISIT
MLBNETWORK.COM





Coaching Staff



13 ALEX CORA MANAGER

Opening Day Age: 48

Born: 10/18/1975 in Caguas, Puerto Rico

MLB Coaching Career: Bench Coach, Houston Astros (2017);

Manager, Boston Red Sox (2018-19, 2021-present)

Contract Status: Signed through 2024



Coaching Staff

The Rundown

🔥 Has won World Series as a manager (2018 Red Sox), bench coach (2017 Astros), and player (2007 Red Sox).

🔥 Is the only individual to win a World Series with the Red Sox as a player, then win another as a manager (aside from those in dual roles as player/manager).

🔥 Is 1 of 48 individuals to manage the Red Sox, but 1 of only 7 to manage at least 5 full seasons for the club, joining Joe Cronin (13), Terry Francona (8), Bill Carrigan (6), Mike Higgins (6), Jimmy Collins (5), and John Farrell (5).

🔥 Is 1 of 4 managers in MLB history born in Puerto Rico, joining Edwin Rodriguez (MIA, 2010-11), Charlie Montoyo (TOR, 2019-22), and Joe Espada (HOU, present).

🔥 Inducted into the Puerto Rican Sports Hall of Fame in October 2023.

🔥 Led the Red Sox to a winning record in each of his first 3 seasons as an MLB manager, including a World Series title in 2018 and an appearance in the ALCS in 2021.

🔥 Is 1 of only 6 managers to lead the Red Sox to multiple Postseasons, joining Bill Carrigan (1915-16), Joe Morgan (1988, '90), Jimmy Williams (1998-99), Terry Francona (2004-05, '07-09), and John Farrell (2013, '16-17).

🔥 Is 17-8 (.680) as a manager in the Postseason (all with BOS)...He began his career 17-5, becoming the first manager ever to win at least 17 of his first 22 Postseason games (source: Elias).

🔥 Finished in the top 5 in BBWAA AL Manager of the Year voting in 2018 (2nd) and 2021 (5th).

🔥 Named Red Sox Manager on 10/22/17...He and the Sox mutually parted ways on 1/14/20...Served a year-long suspension levied by MLB on 4/22/20...Named the Sox' manager for a 2nd time on 11/6/20, agreeing to a 2-year contract with a 2-year club option.

🔥 On 11/22/21, the Red Sox announced that they exercised his club option for the 2023-24 seasons.

CORA'S MILESTONE WINS

No.	Game	Result
1	3/30/18 at TB	W, 1-0
100	9/12/18 vs. TOR	W, 1-0
200	4/14/21 at MIN-G1	W, 3-2 (7 inn.)
300	5/19/22 vs. SEA	W, 12-6
400	6/19/23 at MIN	W, 9-3

BOSTON, YOU'RE MY HOME

Alex Cora has appeared in 1,111 regular-season games for the Red Sox, including 301 as a player (2005-08) and 810 as a manager (2018-19, '21-23). He has also been a part of 34 Postseason games with Boston (9 as player, 25 as manager), winning World Series in 2007 and 2018.

RED SOX MANAGERIAL RANKINGS

Rk.	Manager	Years	Win %
1.	Don Zimmer	1976-80	.575 (411-304)
2.	Terry Francona	2004-11	.574 (744-552)
3.	Jimmy Collins	1901-06	.548 (455-376)
4.	Alex Cora	2018-19, '21-23	.543 (440-370)

(Min. 500 games)

Rk.	Manager	Years	Wins
1.	Joe Cronin	1935-47	1,071
2.	Terry Francona	2004-11	744
3.	Mike Higgins	1955-62	560
4.	Bill Carrigan	1913-16, '27-29	489
5.	Jimmy Collins	1901-06	455
6.	Alex Cora	2018-19, '21-23	440

Rk.	Manager	Years	Games
1.	Joe Cronin	1935-47	2,007
2.	Terry Francona	2004-11	1,296
3.	Mike Higgins	1955-62	1,119
4.	Bill Carrigan	1913-16, '27-29	1,003
5.	Jimmy Collins	1901-06	842
T6.	Alex Cora	2018-19, '21-23	810
T6.	John Farrell	2013-17	810

Rk.	Manager	Years	Seasons
1.	Joe Cronin	1935-47	13
T2.	Terry Francona	2004-11	8
T2.	Mike Higgins	1955-62	8
4.	Bill Carrigan	1913-16, '27-29	7
5.	Jimmy Collins	1901-06	6
T6.	Alex Cora	2018-19, '21-23	5
T6.	John Farrell	2013-17	5
T6.	Jimmy Williams	1997-2001	5
T6.	Don Zimmer	1976-80	5

MOST SEASONS MANAGING WITH CURRENT MLB CLUB

Rk.	Manager	Club	Seasons
1.	Kevin Cash	TB	9 (2015-23)
T2.	Scott Servais	SEA	8 (2016-23)
T2.	Dave Roberts	LAD	8 (2016-23)
T2.	Brian Snitker	ATL	8 (2016-23)
T5.	Torey Lovullo	ARI	7 (2017-23)
T5.	Bud Black	COL	7 (2017-23)
T7.	Dave Martinez	WSH	6 (2018-23)
T7.	Aaron Boone	NYG	6 (2018-23)
T9.	Rocco Baldelli	MIN	5 (2019-23)
T9.	David Bell	CIN	5 (2019-23)
T9.	Alex Cora	BOS	5 (2018-19, '21-23)
T9.	Brandon Hyde	BAL	5 (2019-23)

MOST POSTSEASON WINS AS A MANAGER, RED SOX HISTORY

Rk.	Manager	Years	Wins
1.	Terry Francona	2004-05, '07-09	28
2.	Alex Cora	2018, '21	17
3.	John Farrell	2013, '16-17	12

ON THE BIG STAGE

Cora is 5-0 in potential Postseason series-clinching games. According to Elias, the only other managers to begin their careers with a streak that long are Terry Francona (6), Tony La Russa (5), Casey Stengel (5), and Rob Thomson (5). Cora began his Postseason managerial career by going 5-0 in games immediately following a loss (streak snapped in 2021 ALCS).

Additional MLB Managerial Highlights

- 🔴 Became only the 2nd Latino manager to win a World Series, joining Ozzie Guillén (Venezuela, 2005 White Sox).
- 🔴 The game between the Red Sox (managed by Cora) and Blue Jays (managed by Charlie Montoyo) on 4/9/19 at Fenway Park marked the 1st time in MLB history both managers in a game were born in Puerto Rico.
- 🔴 Led the Sox to the franchise's best Postseason records in a span of any 14 games (12-2) and 17 games (14-3).
- 🔴 Led the Red Sox to the AL's largest increase in win % from 2020 to 2021 (.168)...It was the 4th-largest increase in win % in franchise history, trailing 1945-46 (.214), 1911-12 (.181), and 2012-13 (.173).
- 🔴 Managed the AL to a 4-3 win over the NL in MLB's 90th All-Star Game on 7/9/19 at CLE's Progressive Field.
- 🔴 Managed against the Yankees in the 2019 London Series on 6/29 & 6/30, MLB's first games ever played in Europe.
- 🔴 In 2019, the Sox recorded their highest pinch-hitting AVG in team history (.330, min. 20 AB).
- 🔴 In his MLB managerial debut in 2018, led the Red Sox to World Series and AL East titles, MLB's best record, and a franchise-record 108 wins (108-54, .667).
- 🔴 His 108 wins in 2018 are the 2nd-most ever for an individual in his 1st season as an MLB manager, trailing only Ralph Houk (1961 Yankees, 109-53)...The only other Red Sox manager to win 100+ games in his 1st season with the club is Jake Stahl (105 in 1912).
- 🔴 The Sox won the 2018 AL East title and finished 8.0 games ahead of the 2nd-place Yankees, Boston's largest margin of victory since the division was formed in 1969.
- 🔴 Became the 5th individual to win a World Series in a 1st season as an MLB manager, joining Bob Brenly (2001, ARI), Ralph Houk (1961, NYY), Eddie Dyer (1946, STL), and Bucky Harris (1924, WSH) (source: Elias).
- 🔴 Became the 5th person to lead the Red Sox to a World Series title in his managerial debut with the team, joining John Farrell (2013), Terry Francona (2004), Ed Barrow (1918), and Jake Stahl (1912).
- 🔴 Led the Red Sox to an 11-3 Postseason record in 2018, defeating NYY (3-1), HOU (4-1), and LAD (4-1).
- 🔴 At 42 years old in 2018, was the youngest Red Sox manager at the start of a season since Kevin Kennedy (40 in 1995).
- 🔴 In 2018, helped lead the Sox to the best 10-game (9-1) and 19-game (17-2) starts in franchise history.

MOST WINS IN FIRST SEASON AS MLB MANAGER

Rk.	Manager	Club	Wins
1.	Ralph Houk	NYG (1961)	109
2.	Alex Cora	BOS (2018)	108
3.	Dusty Baker	SF (1993)	103
4.	Sparky Anderson	CIN (1970)	102

MOST WINS IN FIRST 2 SEASONS AS MLB MANAGER

Rk.	Manager	Club	Wins
1.	Ralph Houk	NYG (1961-62)	205
2.	Aaron Boone	NYG (2018-19)	203
3.	Mickey Cochrane	DET (1934-35)	194
4.	Alex Cora	BOS (2018-19)	192

MOST WINS IN FIRST 3 SEASONS AS MLB MANAGER

Rk.	Manager	Club	Wins
1.	Ralph Houk	NYG (1961-63)	309
2.	Davey Johnson	NYM (1984-86)	296
3.	Alex Cora	BOS (2018-19, '21)	284

Source: Elias Sports Bureau

- 🔴 According to Elias, became only the 4th individual since 1900 to win at least 9 of his first 10 games as a ML manager, joining Pat Moran (PHI, 1915), Joe Morgan (BOS, 1988), and Mickey Callaway (NYM, 2018).
- 🔴 According to Elias, the 2018 Red Sox are the only MLB team since 1900 to win at least 17 of their first 19 games with a manager in his 1st season with the club.
- 🔴 The only other Red Sox manager to win 17+ of his first 19 games with the club was Joe Morgan, who took over at the 1988 All-Star break and went 19-1 in his first 20 games in his managerial debut.
- 🔴 When the Sox moved to 85-35 on 8/12/18, joined Ralph Houk of the 1961 Yankees as the only 1st-year managers to lead their clubs to 50 games over .500 (source: Elias).
- 🔴 When the Sox improved to 90-39 in 2018, became only the 2nd manager in MLB history to win 90 games before his 130th game managed, joining Cap Anson of the 1879-80 White Stockings (source: STATS).

Alex Cora, Continued

Additional Coaching Highlights

🔥 In 2017, made his MLB coaching debut as the Astros' bench coach...Helped lead HOU to a 101-61 record, the AL West title, and the 1st World Series championship in franchise history.

🔥 Was the general manager for the Puerto Rico team that finished 2nd in the 2017 World Baseball Classic.

🔥 Served as general manager for Caguas in the Puerto Rican Winter League in 5 consecutive winters, beginning with the 2012-13 offseason...Doubled as Caguas manager during the 2014-15 and 2015-16 seasons.

🔥 The 2016-17 Caguas club earned Puerto Rico its first Caribbean Series title since 2000.

Playing Career

🔥 Selected by LAD in the 3rd round of the 1996 June Draft.

🔥 His 16-year playing career included parts of 14 seasons in the majors with LAD (1998-2004), CLE (2005), BOS (2005-08), NYM (2009-10), TEX (2010), and WSH (2011).

🔥 Made his ML debut with the Dodgers on 6/7/98 at SEA...In that game, his brother, Joey, batted leadoff and played 2B for the Mariners.

🔥 On 5/12/04 with LAD vs. CHC, homered off Matt Clement to conclude an 18-pitch at-bat.

🔥 Traded to BOS on 7/7/05 in exchange for current Red Sox bench coach Ramón Vázquez.

🔥 Helped the Red Sox reach the postseason 3 times (2005, '07, '08)...Was on the World Series championship roster in 2007.

🔥 Played for Puerto Rico in the World Baseball Classic in 2006 and 2009.

WORLD SERIES WINNERS WITH THE RED SOX AS PLAYER AND MANAGER

Individual	Player	Manager
*Jimmy Collins	1903	1903
*Jake Stahl	1912	1912
*Bill Carrigan	1915-16	1915-16
Alex Cora	2007	2018

**Served as player/manager*

INDIVIDUALS WITH MULTIPLE STINTS AS RED SOX MANAGER

Individual	First (Games)	Second
Bill Carrigan	*1913-16 (540)	1927-29 (463)
Mike Higgins	1955-59 (691)	1960-62 (428)
Johnny Pesky	1963-64 (321)	1980 (5)
Eddie Popowski	1969 (9)	1973 (1)
Alex Cora	2018-19 (324)	2021-pres.

**Served as player/manager*

INDIVIDUALS TO MANAGE A FULL SEASON WITH A TEAM, THEN RETURN TO THAT TEAM AFTER A 1-YEAR ABSENCE

Individual (Club)	Full Season	Rejoined
Leo Durocher (BRO)	1946	1948
Danny Murtaugh (PIT)	1971	1973
Jim Fanning (MTL)	1982	1984
Billy Martin (NYY)	1983	1985
Alex Cora (BOS)	2019	2021

Since 1900 (Source: Elias Sports Bureau)



Personal

- 🔴 Full name is Jose Alexander Cora.
- 🔴 Has 4 children: Camila, Jeriel, Xander, and Isander... Xander and Isander are twins.
- 🔴 His older brother, Joey, played parts of 11 ML seasons (1987, '89-89) and is currently the 3B coach for DET.
- 🔴 Was inducted into the Puerto Rican Sports Hall of Fame in October 2023.
- 🔴 Spent 4 years (2013-16) as a baseball analyst for ESPN and ESPN Deportes, appearing on *Baseball Tonight*, *Beisbol Esta Noche*, and *SportsCenter*...Also contributed to ESPN Radio and ESPN Deportes Radio.
- 🔴 Attended the University of Miami, helping lead the Hurricanes to the College World Series in each of his 3 years at the school (1994-96)...Inducted into the school's Hall of Fame in 2006.
- 🔴 Following the 1996 season, ranked by *Baseball America* as the best defensive player in the college game.
- 🔴 On 1/30/18, helped deliver nearly 10 tons of supplies to aid Hurricane Maria recovery efforts in Puerto Rico... The JetBlue plane cargo included medical supplies and vaccines, water filtration systems, first aid kits, flashlights, and diapers...In his hometown of Caguas, helped distribute food, water, and supplies to nearly 300 families, as well as baseball equipment to roughly 100 children.

CURRENT MANAGERS WHO WERE MLB TEAMMATES WITH ALEX CORA

Manager (Club)	Teammates with Cora
Aaron Boone (NYY)	CLE (2005)
Kevin Cash (TB)	BOS (2007-08)
Craig Counsell (CHC)	LAD (1999)
Mark Kotsay (OAK)	BOS (2008)
Dave Roberts (LAD)	LAD (2002-04)

CURRENT MLB MANAGERS WHO PLAYED FOR THE RED SOX

Manager (Club)	Played with BOS
*Alex Cora (BOS)	2005-08
*Kevin Cash (TB)	2007-08, '10
*Dave Roberts (LAD)	2004
Rocco Baldelli (MIN)	2009
Mark Kotsay (OAK)	2008-09
Bob Melvin (SF)	1993

**Won World Series as a player with the Red Sox*

Alex Cora

Alex Cora's Career Managerial Record

Year	Club	League	W-L	Win %	Finish	Postseason W-L	Win %	Finish
2018	BOSTON	American	108-54	.667	1st, East	11-3	.786	Won WS
2019	BOSTON	American	84-78	.519	3rd, East	-	-	-
2021	BOSTON	American	92-70	.568	T-2nd, East	6-5	.545	Lost in ALCS
2022	BOSTON	American	78-84	.481	5th, East	-	-	-
2023	BOSTON	American	78-84	.481	5th, East	-	-	-
Major League Totals (5 seasons)			440-370	.543		17-8	.680	

Ejections as Manager (13): 8/3/18 vs. NYY (1st inn., HP umpire Adam Hamari), 6/11/19 vs. TEX (5th inn., 1B umpire Vic Carapazza), 8/3/19 at NYY-G1 (4th inn., HP umpire Mike Estabrook), 4/15/21 at MIN (8th inn., HP umpire Jordan Baker), 6/3/21 at HOU (6th inn., HP umpire Lance Barrett), 5/7/22 vs. CWS (3rd inn., HP umpire Carlos Torres), 5/11/22 at ATL (6th inn., HP umpire Adam Beck), 8/4/22 at KC (7th inn., HP umpire Bill Welke), 8/19/22 at BAL (4th inn., HP umpire Todd Tichenor), 4/24/23 at BAL (9th inn., 3B umpire Quinn Wolcott), 6/5/23 vs. TB (8th inn., HP umpire Chris Guccione), 8/20/23 at NYY (6th inn., HP umpire Junior Valentine), 8/22/23 at HOU (7th inn., HP umpire Pat Hoberg)

Alex Cora's Major League Playing Record

YEAR	CLUB	AVG	G	AB	R	H	2B	3B	HR	RBI	SH	HBP	BB	SO	SB	CS	OBP	SLG	OPS
1998	LOS ANGELES-NL	.121	29	33	1	4	0	1	0	0	2	1	2	8	0	0	.194	.182	.376
1999	LOS ANGELES-NL	.167	11	30	2	5	1	0	0	3	0	1	0	4	0	0	.194	.200	.394
2000	LOS ANGELES-NL	.238	109	353	39	84	18	6	4	32	6	7	26	53	4	1	.302	.357	.659
2001	LOS ANGELES-NL	.217	134	405	38	88	18	3	4	29	3	8	31	58	0	2	.285	.306	.591
2002	LOS ANGELES-NL	.291	115	258	37	75	14	4	5	28	2	7	26	38	7	2	.371	.434	.805
2003	LOS ANGELES-NL	.249	148	477	39	119	24	3	4	34	9	10	16	59	4	2	.287	.338	.625
2004	LOS ANGELES-NL	.264	138	405	47	107	9	4	10	47	12	18	47	41	3	4	.364	.380	.744
2005	CLEVELAND	.205	49	146	11	30	5	2	1	8	1	4	5	18	6	0	.250	.288	.538
2005	BOSTON	.269	47	104	14	28	3	2	2	16	3	1	6	12	1	2	.310	.394	.704
2006	BOSTON	.238	96	235	31	56	7	2	1	18	4	6	19	29	6	2	.312	.298	.610
2007	BOSTON	.246	83	207	30	51	10	5	3	18	7	9	7	23	1	1	.298	.386	.684
2008	BOSTON	.270	75	152	14	41	8	2	0	9	1	9	16	13	1	1	.371	.349	.720
2009	NEW YORK-NL	.251	82	271	31	68	11	1	1	18	8	3	25	28	8	3	.320	.310	.630
2010	NEW YORK-NL	.207	62	169	14	35	6	3	0	20	2	4	10	16	4	1	.265	.278	.543
2010	TEXAS	.286	4	7	0	2	0	0	0	0	0	0	0	0	0	0	.286	.286	.572
2011	WASHINGTON	.224	91	156	12	35	6	1	0	6	1	2	12	23	2	0	.287	.276	.563
Major League Totals		.243	1273	3408	360	828	140	39	35	286	61	90	248	423	47	21	.310	.338	.648
Red Sox Totals		.252	301	698	89	176	28	11	6	61	15	25	48	77	9	6	.321	.350	.670

58 ANDREW BAILEY

PITCHING COACH



Opening Day Age: 39

Born: 5/31/1984 in Haddon Heights, NJ

MLB Coaching Career: Coaching Assistant, Los Angeles Angels (2018);

Bullpen Coach, Los Angeles Angels (2019); Pitching Coach, San Francisco

Giants (2020-23); Pitching Coach, Boston Red Sox (1st season)

Coaching Career

- Named Red Sox Pitching Coach on 11/21/23.
- Served as the Giants' pitching coach for the last 4 seasons (2020-23), following 2 years with the Angels as bullpen coach (2019) and coaching assistant and video replay coordinator (2018).
- During his tenure in SF, Giants pitchers ranked 6th in MLB with a 3.81 ERA while allowing the fewest HR (525) and posting the 3rd-highest SO/BB ratio (3.16).
- In each of the last 3 years, a Giants starting pitcher finished among the top 6 in NL Cy Young Award voting: Kevin Gausman (6th in 2021), Carlos Rodón (6th in 2022), and Logan Webb (2nd in 2023).
- In 2023, SF issued the fewest walks in the majors (403) while recording the most complete games (4)...In 2022, Giants pitchers allowed an MLB-low 132 HR...In 2021, SF ranked 2nd in the majors in ERA (3.24) and 1st in fewest walks issued (416).
- The 2021 season marked only the 4th time in franchise history and the 1st time since 2000 the Giants had 5 pitchers who made 20+ starts and each had a win percentage of .500 or better (Johnny Cueto, Anthony DeSclafani, Kevin Gausman, Logan Webb, and Alex Wood).

Playing Career

- Went 16-14 with a 3.12 ERA and 95 saves in 265 games over 8 seasons with OAK (2009-11), BOS (2012-13), NYY (2015), PHI (2016), and LAA (2016-17)...Missed the 2014 season recovering from right shoulder surgery.
- Earned All-Star selections in each of his first 2 seasons (2009-10) and was named 2009 AL Rookie of the Year.
- During the Sox' 2013 World Series Championship season, pitched in 30 games and earned 8 saves before he was placed on the injured list from 7/19 through the remainder of the season.
- Selected by OAK in the 6th round of the 2006 First-Year Player Draft.

WELCOME BACK

"I was brought here to do a job, and unfortunately, as a player I wasn't able to do that job to the best of my ability due to injuries," Bailey told the Boston media on 11/21/23. "It's not too frequent you get a second opportunity to kind of right the ship in a different capacity. ... Life's too short to turn down opportunities like this."

GIANTS PITCHING RANKINGS FROM 2020-2023

Stat	NL	MLB
3.81 ERA	3rd	6th
3.72 FIP	1st	1st
0.98 HR/9.0 IP	1st	1st
3.16 SO/BB	2nd	3rd
1.24 WHIP	4th	9th

The Giants joined the Rays as the only teams to record a FIP below 4.00 in each season from 2021-23. They joined LAD, TB, and TOR as the only teams to record a SO/BB ratio of at least 3.00 in each of those seasons.

Personal

- Full name is Andrew Scott Bailey.
- He and his wife, Amanda, have 3 children: Theodora, Matthew, and Vivienne.
- Graduated from Wagner College (NY) in 2006 and set a school record with his 237 career strikeouts...His number (17) was retired by the school on 1/28/10.
- Serves as the Director of Development for the Strike 3 Foundation, founded by Red Sox Chief Baseball Officer Craig Breslow in 2008, which aims to heighten awareness, mobilize support, and raise funding for childhood cancer research.

Andrew Bailey's Major League Playing Record

YEAR	CLUB	W-L	ERA	G	GS	SV	IP	H	R	ER	HR	HB	BB	SO	SO/9	WHIP	AVG
2009	OAKLAND	6-3	1.84	68	0	26	83.1	49	17	17	5	0	24	91	9.83	0.88	.167
2010	OAKLAND	1-3	1.47	47	0	25	49.0	34	8	8	3	0	13	42	7.71	0.96	.199
2011	OAKLAND	0-4	3.24	42	0	24	41.2	34	18	15	3	0	12	41	8.86	1.10	.218
2012	BOSTON	1-1	7.04	19	0	6	15.1	21	12	12	2	0	8	14	8.34	1.89	.318
2013	BOSTON	3-1	3.77	30	0	8	28.2	23	12	12	7	0	12	39	12.24	1.22	.223
2014								Did Not Pitch Due to Injury									
2015	NEW YORK-AL	0-1	5.19	10	0	0	8.2	9	8	5	2	0	5	6	6.23	1.62	.265
2016	PHILADELPHIA	3-1	6.40	33	0	0	32.1	32	23	23	6	1	15	33	9.19	1.45	.260
	LOS ANGELES-AL	0-0	2.38	12	0	6	11.1	9	3	3	1	1	2	8	6.49	0.97	.214
2017	LOS ANGELES-AL	2-0	0.00	4	0	0	4.0	1	0	0	0	0	0	2	4.50	0.25	.077
Major League Totals	16-14	3.12	265	0	95	274.1	212	101	95	29	2	91	276	9.05	1.10	.212	
Red Sox Totals	4-2	4.91	49	0	14	44.0	44	24	24	9	0	20	53	10.84	1.46	.260	

Coaching Staff

62 PETE FATSE

HITTING COACH



Pete Fatse

Opening Day Age: 36

Born: 8/3/1987 in Holyoke, MA

MLB Coaching Career: Assistant Hitting Coach,

Boston Red Sox (2020-21); Hitting Coach,

Boston Red Sox (2022-present)

Coaching/Professional Career

Is in his 5th season on a Major League coaching staff, all with the Red Sox.

Was named Assistant Hitting Coach on 10/31/19 and promoted to Hitting Coach on 12/20/21.

In his first 4 seasons with BOS (2020-23), the Red Sox led the AL in XBH and ranked among the top 5 in runs per game, AVG, OBP, SLG, and OPS (see table on right).

Prior to joining BOS, served as MIN's Minor League Hitting Coordinator during the 2019 season.

In 2013, opened Advanced Performance Academy in Palmer, MA...From 2013-19, served as the academy's director of player development, training hitters from the youth level to the Major League ranks.

Playing Career

Selected by the Brewers in the 24th round of the 2009 June Draft and played 2 seasons in the club's minor league system.

In 160 games in MIL's system, hit .232 (125-for-539) while making 49 starts in LF, 42 in RF, 3 in CF, 28 at 3B, and 15 at 2B.

Also played in the independent leagues for the Pittsfield Colonials of the Canadian-American Association (2011) and the Florence Freedom of the Frontier League (2012).

Personal

Full name is Peter Charles Fatse (FATS-ee).

He and his wife, Melissa, have a daughter, Brooke, and a son, Bryce.

Graduated in 2006 from Minnechaug Regional High School in Wilbraham, MA, where he was a standout on the baseball and hockey teams...Named the 2006 WMASS *Springfield Republican* Player of the Year in baseball, as well as a Massachusetts State All-Star.

Played 3 seasons for the University of Connecticut (2007-09)...Was teammates with Matt Barnes, George Springer, Nick Ahmed, Scott Oberg, and John Andreoli.

In 2008, was selected to the NEIBA New England College Baseball All-Star Game, played at Fenway Park.

RED SOX OFFENSIVE RANKINGS, 2020-2023

Stat	AL	MLB
4.8 runs per game	4th	6th
.260 AVG	2nd	2nd
.325 OBP	3rd	5th
.429 SLG	3rd	5th
.755 OPS	3rd	5th
1,837 XBH	1st	3rd

RECORD-BREAKING SEASON

In 2021, the Red Sox led the majors with 37 3-run homers, their most in franchise history (source: Elias). In the 2021 Postseason, the Sox set several MLB and franchise records; among them, they set the MLB record for consecutive Postseason games with 10+ hits (6) and set franchise records for most HR in a single Postseason (21) and highest AVG in a Postseason series (.341, ALDS).

CROSSROADS

From *The Boston Globe's* Alex Speier on 2/5/22:

Pete Fatse's mind stewed in the Phoenix Airport in the spring of 2011. As he waited for an unwanted flight home, the Western Massachusetts native, fresh off his release by the Brewers, ticked through a list of peers in minor league camp whom he considered less deserving of a roster spot.

But the 23-year-old's exercise in frustration quickly yielded to realism.

"I remember just sitting there in the airport thinking to myself, 'I'm the only guy here. This is all on me,'" said Fatse. "At that moment, I decided basically, you either go home and you get prepped for law school, or you try and figure out what makes you you [as a baseball player]. It's one or the other."

81 ANDY FOX

FIRST BASE COACH



Opening Day Age: 53

Born: 1/12/1971 in Sacramento, CA

MLB Coaching Career: First Base Coach, Florida Marlins (2007-09);

Field Coordinator, Boston Red Sox (2022-23); First Base Coach,

Boston Red Sox (1st season)

Coaching Staff

Coaching Career

🔥 Is in his 14th season in the Red Sox organization... This is his 3rd season on the ML coaching staff, his 1st as First Base Coach...Will also coordinate infield instruction.

🔥 Served as the Red Sox' field coordinator from 2022-23 before being named First Base Coach on 1/18/24.

🔥 Previously served as the Red Sox' minor league infield coordinator (2011-21) and assistant field coordinator (2019-21)...Also joined the ML club for part of the 2021 season, including during the Postseason run to the ALCS.

🔥 Prior to joining the Red Sox organization, served as the Marlins' first base coach and infield coach (2007-09).

🔥 Began his coaching career as manager of the Rangers' Single-A Clinton affiliate in 2006...Was the hitting coach for the Mariners' Double-A West Tennessee affiliate in 2010.

Playing Career

🔥 Is a 2-time World Series champion as a player with the Yankees (1996) and Marlins (2003).

🔥 Played in 776 games across 9 seasons with the Yankees (1996-97), Diamondbacks (1998-2000), Marlins (2000-03), Expos (2004), and Rangers (2004).

🔥 His final season as a player was 2005, when he appeared in 15 games for Triple-A Salt Lake (LAA).

🔥 Was 74-for-99 (74.7%) in stolen base attempts during his ML career...Ranked T-7th in the NL and T-10th in MLB in stolen bases in 2002 (31-for-38, 81.6%).

🔥 Selected by NYY in the 2nd round of the 1989 June Draft out of Christian Brothers High School (Sacramento, CA).

ANDY FOX'S MLB CAREER DEFENSIVE APPEARANCES

Pos.	G	GS	Inn.
1B	16	15	129.0
2B	169	117	1,065.1
3B	135	75	763.0
SS	264	219	2,018.1
LF	24	7	83.0
CF	10	6	60.2
RF	47	26	254.2

CHAMPIONSHIP CALIBER

Fox has been a part of 4 World Series champion organizations, including 2 as a player (1996 Yankees and 2003 Marlins) and 2 as a minor league coordinator (2013 and 2018 Red Sox). As a rookie with the Yankees in 1996, he played in 113 games during the regular season and 8 in the Postseason. With the Marlins in 2003, he played in 70 games during the regular season but did not appear in the Postseason.

Personal

🔥 Full name is Andrew Junipero Fox.

Andy Fox's Major League Playing Record

YEAR	CLUB	AVG	G	AB	R	H	2B	3B	HR	RBI	SH	HBP	BB	SO	SB	CS	OBP	SLG	OPS
1996	NEW YORK-AL	.196	113	189	26	37	4	0	3	13	9	1	20	28	11	3	.276	.265	.541
1997	NEW YORK-AL	.226	22	31	13	7	1	0	0	1	2	0	7	9	2	1	.368	.258	.626
1998	ARIZONA	.277	139	502	67	139	21	6	9	44	0	18	43	97	14	7	.355	.396	.751
1999	ARIZONA	.255	99	274	34	70	12	2	6	33	1	9	33	61	4	1	.351	.380	.731
2000	ARIZONA	.209	31	86	10	18	4	0	1	10	0	0	4	16	2	1	.244	.291	.535
2000	FLORIDA	.244	69	164	19	40	4	2	3	10	0	3	18	37	8	3	.330	.348	.678
2001	FLORIDA	.185	54	81	8	15	0	1	3	7	0	2	15	17	1	0	.327	.321	.648
2002	FLORIDA	.251	133	435	55	109	14	5	4	41	5	10	49	94	31	7	.338	.333	.671
2003	FLORIDA	.194	70	108	12	21	5	1	0	8	1	4	7	29	1	2	.269	.259	.528
2004	MONTREAL	.093	34	43	2	4	0	0	1	1	0	0	0	16	0	0	.093	.163	.256
2004	TEXAS	.083	12	12	2	1	0	0	0	0	0	0	1	3	0	0	.154	.083	.237
Major League Totals		.239	776	1925	248	461	65	17	30	168	18	47	197	407	74	25	.324	.338	.662

84 KYLE HUDSON

THIRD BASE COACH



Kyle Hudson

Opening Day Age: 37

Born: 1/7/1987 in Mattoon, IL

MLB Coaching Career: Coaching Assistant, Cleveland Guardians

(2020-22); First Base Coach, Boston Red Sox (2023);

Third Base Coach, Boston Red Sox (1st season)

Coaching Career

Is in his 2nd season on the Red Sox coaching staff... Named First Base Coach on 1/4/23 and Third Base Coach on 1/18/24.

Will also coordinate the club's baserunning and outfield instruction.

Prior to joining the Red Sox, spent 6 seasons (2017-22) in the CLE organization, including the last 3 as a ML coaching assistant...In that role, he instructed the club's outfielders and handled advance scouting duties.

Prior to joining CLE's Major League staff, served as bench coach for High-A Lynchburg (2017), Single-A Lake County (2018), and Triple-A Columbus (2019).

Served as an assistant coach for his alma mater, the University of Illinois, before joining the CLE organization.

Playing Career

Selected by BAL in the 4th round of the 2008 First-Year Player Draft.

Played in 14 ML games, all with the Orioles in 2011... Made 7 starts in LF and 1 in CF.

Made his big league debut on 9/4/11 at TB, starting in LF and going 0-for-3...Recorded his 1st hit the following day at Yankee Stadium.

Also played in 671 minor league games, batting .273 with a .359 OBP and 189 stolen bases...Made 152 starts in LF, 122 in CF, and 8 in RF.

Stole 20+ bases in a season 5 times, including 40 in 2010 and 41 in 2011.

After spending his first 4 pro seasons in the BAL system (2008-11), played in the minors from 2012-15 in the PHI (2012), TB (2012), BAL (2013), LAA (2014), and LAD (2015) organizations.

IN A PINCH

Hudson's final Major League game as a player came against the Red Sox on 9/28/11 at Camden Yards. With BAL trailing, 3-2, with 2 outs in the 9th inning, he pinch ran for Chris Davis, who doubled off Jonathan Papelbon. Hudson would score the tying run on a Nolan Reimold ground-rule double, as the Orioles went on to win, 4-3.

Personal

Full name is Kyle Jordan Hudson.

He and his wife, Shaela, have 2 daughters, Hadley and Harlow, and a son, Hayes.

Played 3 years of baseball and football at the University of Illinois...Named the school's 2005-06 male Newcomer of the Year at the year-end Scholar-Athlete Banquet.

Was the Illinois baseball team's starting center fielder... In 141 career games, hit .376 with 66 stolen bases.

Led the Illinois football team in receiving yards as a freshman (2005) and sophomore (2006)...Named the team's 2005 Rookie of the Year and Most Outstanding Wide Receiver...Finished his career with 999 receiving yards.

Inducted into the Mattoon High School Hall of Fame in January 2006...Lettered in baseball, football, basketball, and track & field...Won the Illinois state high jump title as a junior in 2004.

His father, Darryl, played baseball at Lakeland College... His sister, Kelsey, played basketball at Lakeland.

Kyle Hudson's Major League Playing Record

YEAR	CLUB	AVG	G	AB	R	H	2B	3B	HR	RBI	SH	HBP	BB	SO	SB	CS	OBP	SLG	OPS
2011	BALTIMORE	.143	14	28	3	4	0	0	0	2	1	0	0	6	2	0	.143	.143	.286

58 LUIS ORTIZ

ASSISTANT HITTING COACH



Opening Day Age: 53

Born: 5/25/1970 in Santo Domingo, DR

MLB Coaching Career: Field and Hitting Coordinator, San Diego Padres (2015-17); Assistant Hitting Coach, Los Angeles Dodgers (2018); Hitting Coach, Texas Rangers (2019-21); Assistant Hitting Coach, Boston Red Sox (2022-present)

Coaching Staff

Coaching Career

- Is in his 3rd season in the Red Sox organization as a coach...Named Assistant Hitting Coach on 12/20/21.
- This is his 10th season on a ML coaching staff...Served as Hitting Coach for the Rangers (2019-21), Assistant Hitting Coach for the Dodgers (2018), and Field and Hitting Coordinator for the Padres (2015-17).
- In 2018 with the Dodgers, helped coach an offense that led the National League in runs, HR, walks, and SLG en route to the NL pennant.
- Also served as assistant field coordinator and cultural development coordinator in CLE's player development system from 2013-14.
- Served as the Rangers' Roving Hitting Instructor (2009-11) and Assistant Hitting Coordinator (2012).
- Began his coaching career as hitting instructor with the Rangers' Short-A Spokane affiliate in 2008.
- Prior to coaching, owned Swing City at the Athletic Village, a baseball instructional facility in Keller, TX... Produced books and videos on hitting instruction.

REUNITED

Ortiz was selected by the Red Sox in the 8th round of the 1991 June Draft out of Union University (Jackson, TN). He played 16 games for Boston, making his MLB debut on 8/31/93 at Fenway Park. He also spent parts of 4 seasons in the Sox' minor league system.

RED SOX OFFENSIVE RANKINGS, 2022-2023

Stat	AL	MLB
4.7 runs per game	5th	8th
.258 AVG	2nd	3rd
.323 OBP	3rd	8th
.417 SLG	4th	8th
.739 OPS	4th	8th
1,059 XBH	1st	3rd

Playing Career

- Selected by BOS in the 8th round of the 1991 June Draft.
- His 14-year professional career included 60 ML games between BOS (16, 1993-94) and TEX (44, 1995-96).
- Made his ML debut on 8/31/93 at Fenway Park against the Rangers...Started at 3B and went 2-for-3.
- Posted a .296 AVG (1,060-for-3,576) and .791 OPS in 1,023 career minor league games...Played 384 games at 3B, 362 at 1B, 30 in LF, and 3 at 2B.
- Spent most of the 1997 season with the Yakult Swallows in Japan's Nippon Professional Baseball.
- Played in the following minor league systems from 1997-2004: TEX (1997), KC (1998), MIL (1999), ARI (2000), MON (2001-04), and STL (2004).
- In 2001, also played 28 games between Monterrey and Tabasco of the Mexican League, as well as 45 games for the independent Winnipeg Goldeyes.

Personal

- Full name is Luis Alberto Ortiz.
- Married to Susan...The couple has 4 children: Gabriela, Naomi, Samantha, and Moriah.
- Attended Union University (Jackson, TN), where he set an NAIA record with a .911 career SLG from 1988-91.
- Returned to Union in 2003...Became the 1st Dominican-born Major Leaguer to earn his college degree...Majored in physical education and minored in marketing.
- Inducted into Union's Sports Hall of Fame in 2007.

Luis Ortiz's Major League Playing Record

YEAR	CLUB	AVG	G	AB	R	H	2B	3B	HR	RBI	SH	HBP	BB	SO	SB	CS	OBP	SLG	OPS
1993	BOSTON	.250	9	12	0	3	0	0	0	1	0	0	0	2	0	0	.250	.250	.500
1994	BOSTON	.167	7	18	3	3	2	0	0	6	1	0	1	5	0	0	.182	.278	.460
1995	TEXAS	.231	41	108	10	25	5	2	1	18	0	0	6	18	0	1	.270	.343	.613
1996	TEXAS	.286	3	7	1	2	0	1	1	1	0	0	0	1	0	0	.286	1.000	1.286
Major League Totals		.228	60	145	14	33	7	3	2	26	1	0	7	26	0	1	.256	.359	.615
Red Sox Totals		.200	16	30	3	6	2	0	0	7	1	0	1	7	0	0	.206	.267	.473

85 BEN ROSENTHAL

ASSISTANT HITTING COACH



Opening Day Age: 44

Born: 7/25/1979 in Phoenix, AZ

MLB Coaching Career: Assistant Hitting Coach,
Boston Red Sox (2022-present)

Ben
Rosenthal

Coaching Career

🔥 Is in his 3rd season with the Red Sox...Named Assistant Hitting Coach on 12/20/21.

🔥 Prior to joining BOS, spent 5 seasons as a minor league hitting coach in the Astros organization: Single-A Quad Cities (2017), High-A Buies Creek (2018), Triple-A Round Rock (2019-20), and Triple-A Sugar Land (2021).

🔥 In 2021, helped lead Sugar Land to a Triple-A West East Division title...In 2019 with Triple-A Round Rock, coached 2019 AL Rookie of the Year Yordan Álvarez...Helped guide High-A Buies Creek to the 2018 Carolina League title.

🔥 Served as head coach of Mira Mesa High School (CA) in 2013 and third base coach and hitting coach for Point Loma Nazarene University (CA) from 2014-16.

🔥 Began his coaching career as first assistant at Bishop Gorman High School (NV) from 2011-12...Coached Joey Gallo, who was selected by TEX in the 1st round (39th overall) in the 2012 June Draft.

Playing Career

🔥 Played 2 seasons in the STL system (2004-05) as a left-handed hitting catcher and outfielder...Appeared in 63 games between Single-A Peoria and High-A Palm Beach.

🔥 Played in 198 games across 3 seasons of independent baseball for the Niagara Stars (2003), Allentown Ambassadors (2003), Les Capitales de Quebec (2005), and El Paso Diablos (2005-06).

RED SOX OFFENSIVE RANKINGS, 2022-2023

Stat	AL	MLB
4.7 runs per game	5th	8th
.258 AVG	2nd	3rd
.323 OBP	3rd	8th
.417 SLG	4th	8th
.739 OPS	4th	8th
1,059 XBH	1st	3rd

Personal

🔥 Full name is Benjamin Lloyd Rosenthal.

🔥 He and his wife, Katie, have 2 daughters, Avery and Kennedy.

🔥 Played at Riverside City College (1998-99) and San Diego State University (2000-01).

🔥 Earned his degree in kinesiology with a supplement in introductory sciences from San Diego State in 2002 and a master's degree from Asuzu Pacific University in 2008.

🔥 Holds certification from Titleist Performance Institute and The Ready State.

33 JASON VARITEK

GAME PLANNING COORDINATOR



Opening Day Age: 51

Born: 4/11/1972 in Rochester, MI

MLB Coaching Career: Catching Coach, Boston Red Sox

(September 2012–20); Game Planning Coordinator,

Boston Red Sox (2021–present)

Coaching Staff

Coaching Career

Is in his 28th season in the Red Sox organization as a player, executive, and coach (1997–2024)...Inducted into the Red Sox Hall of Fame on 5/19/16.

Will once again serve as the club's catching coach in 2024.

Has won 4 World Series titles with the Red Sox, 2 as a player (2004, '07) and 2 as an executive/coach (2013, '18).

The 2021 season marked his 1st stint as a full-time member of the Red Sox' ML coaching staff...Named Game Planning Coordinator on 11/20/20, after spending the entire 2020 season with the ML coaching staff.

Named Special Assistant/Catching Coach in September 2012...Assisted the head of Baseball Operations in Major League personnel decisions, evaluations, and the mentorship and on-field instruction of young players at the major and minor league levels.

Playing Career

Spent his entire 15-year ML playing career with the Red Sox (1997–2011)...On 7/31/97, traded from SEA to BOS with RHP Derek Lowe in exchange for RHP Heathcliff Slocumb.

Is the most recent Red Sox player to hold the title of captain...Selected as the 18th full-time captain in team history on 12/24/04.

Was the 1st Major League catcher to catch 4 no-hitters (matched in 2015 by Carlos Ruiz).

Holds the Red Sox record for games caught (1,488).

Was a 3-time AL All-Star (2003, '05, '08).

Finished in the top 30 in AL MVP voting in 2003 (24th), 2004 (30th), and 2005 (21st).

Won Gold Glove and Silver Slugger Awards in 2005... Was the 1st Red Sox catcher to win a Silver Slugger.

Ranks 2nd all-time in Red Sox history in postseason games (63), at-bats (228), runs (37), and hits (54)...Also ranks T-2nd in HR (11) and 3rd in RBI (33).

Was a 2-time 1st-round selection in the June Draft by MIN (1993, 21st overall) and SEA (1994, 14th)... Also selected by HOU in the 23rd round of the 1990 June Draft.

VARITEK'S HALL OF FAME MEMBERSHIP

Organization	Inducted
Cape Cod Baseball League	2002
Georgia Institute of Technology	2004
Boston Red Sox	2016
National College Baseball	2020

MOST SEASONS PLAYED WITH THE RED SOX (1901–2023)

Rk.	Player	Seasons
1.	Carl Yastrzemski	23 (1961-83)
T2.	Dwight Evans	19 (1972-90)
T2.	Ted Williams	19 (1939-42, '46-60)
4.	Tim Wakefield	17 (1995-2011)
5.	Jim Rice	16 (1974-89)
6.	Jason Varitek	15 (1997-2011)

MOST GAMES PLAYED WITH THE RED SOX (1901–2023)

Rk.	Player	Games
1.	Carl Yastrzemski	3,308
2.	Dwight Evans	2,505
3.	Ted Williams	2,292
4.	Jim Rice	2,089
5.	David Ortiz	1,953
6.	Bobby Doerr	1,865
7.	Harry Hooper	1,646
8.	Wade Boggs	1,625
9.	Rico Petrocelli	1,553
10.	Jason Varitek	1,546

VARITEK'S 4 NO-HITTERS CAUGHT

Game	Pitcher	Stats	Batters	Pitches/Strikes	Score
4/4/01 at BAL	Hideo Nomo	9.0 IP, 0 H, 0 R, 3 BB, 11 SO	30	110/69	W, 3-0
4/27/02 vs. TB	Derek Lowe	9.0 IP, 0 H, 0 R, 1 BB, 6 SO	28	97/66	W, 10-0
9/1/07 vs. BAL	Clay Buchholz	9.0 IP, 0 H, 0 R, 3 BB, 9 SO	30	115/73	W, 10-0
5/19/08 vs. KC	Jon Lester	9.0 IP, 0 H, 0 R, 2 BB, 9 SO	29	130/86	W, 7-0

Personal

- Full name is Jason Andrew Varitek...Nicknamed "Tek."
- He and his wife, Catherine, have 4 daughters, Alexandra, Kendall, Caroline, and Liv.
- Is 1 of 3 individuals to play in the Little League World Series, College World Series, and MLB World Series (also Ed Vosberg and Michael Conforto).
- Played in the 1984 Little League World Series, leading the Altamonte Springs, FL team to victory in the U.S. Championship bracket.
- Graduated from Lake Brantley High School (Altamonte Springs, FL).
- Played 4 seasons at Georgia Institute of Technology (1991-94)...His 253 games are still a program record...Hit .400+ with 10+ HR in each of his final 3 seasons...Helped lead the team to the 1994 College World Series title game.
- At Georgia Tech, was a 3-time All-ACC First Team and All-America First Team honoree (1992-94)...Earned the Dick Howser Trophy and Golden Spikes Award in 1994 as the best collegiate player in the country.
- Was the 1st former Georgia Tech baseball player to have his number retired by the university (also Teixeira in 2023).
- In 1992, played for the U.S. Olympic team.
- According to Will Leitch of MLB.com, Varitek is the only person to appear in the Little League World Series, College World Series, MLB World Series, World Baseball Classic, and Summer Olympics.

- Played 2 seasons in the Cape Cod Baseball League for the Hyannis Mets.
- In 2012, was honored by Little League International with the William A. "Bill" Shea Distinguished Little League Graduate Award during the 66th Little League Baseball World Series.

In the Community

- Has been active in the Boston community for the past 27 years, participating in events that benefit the Red Sox Foundation and visiting local children's hospitals.
- Earned the BoSox Club's 2004 "Man of the Year" award, recognizing not only contributions to the success of the team on the field, but also cooperation and efforts in community endeavors.
- Received the Boston Children's Hospital Champion Award in 2004.
- Was a spokesman for the Massachusetts Teacher's Association "Read Your Way to Fenway" program.
- Created the Tek's 33's ticket program, inviting Boston Children's Hospital patients and their families to Fenway Park to meet him and watch a game.
- Has met with numerous Make-A-Wish kids.
- Hosted the Jason Varitek Celebrity Putt-Putt tournament to benefit Journey Forward...Also co-hosted the Pitching in for Kids Golf Classic with Tim Wakefield.

Jason Varitek's Major League Playing Record

YEAR	CLUB	AVG	G	AB	R	H	2B	3B	HR	RBI	SH	HBP	BB	SO	SB	CS	OBP	SLG	OPS
1997	BOSTON	1.000	1	1	0	1	0	0	0	0	0	0	0	0	0	0	1.000	1.000	2.000
1998	BOSTON	.253	86	221	31	56	13	0	7	33	4	2	17	45	2	2	.309	.407	.716
1999	BOSTON	.269	144	483	70	130	39	2	20	76	5	2	46	85	1	2	.330	.482	.812
2000	BOSTON	.248	139	448	55	111	31	1	10	65	1	6	60	84	1	1	.342	.388	.730
2001	BOSTON	.293	51	174	19	51	11	1	7	25	1	1	21	35	0	0	.371	.489	.860
2002	BOSTON	.266	132	467	58	124	27	1	10	61	1	7	41	95	4	3	.332	.392	.724
2003	BOSTON	.273	142	451	63	123	31	1	25	85	5	7	51	106	3	2	.351	.512	.863
2004	BOSTON	.296	137	463	67	137	30	1	18	73	0	10	62	126	10	3	.390	.482	.872
2005	BOSTON	.281	133	470	70	132	30	1	22	70	1	3	62	117	2	0	.366	.489	.855
2006	BOSTON	.238	103	365	46	87	19	2	12	55	1	2	46	87	1	2	.325	.400	.725
2007	BOSTON	.255	131	435	57	111	15	3	17	68	0	8	71	122	1	2	.367	.421	.788
2008	BOSTON	.220	131	423	37	93	20	0	13	43	0	6	52	122	0	1	.313	.359	.672
2009	BOSTON	.209	109	364	41	76	24	0	14	51	0	3	54	90	0	0	.313	.390	.703
2010	BOSTON	.232	39	112	18	26	6	0	7	16	0	0	10	35	0	0	.293	.473	.766
2011	BOSTON	.221	68	222	32	49	10	1	11	36	3	4	21	67	0	0	.300	.423	.723
Major League Totals		.256	1546	5099	664	1307	306	14	193	757	22	61	614	1216	25	18	.341	.435	.776



Jason Varitek helped lead the Red Sox to the 2004 World Series title, their first championship since 1918.



Tek caught the final out of the 2007 World Series, a Seth Smith swinging strikeout.

Jason Varitek

60 RAMÓN VÁZQUEZ

BENCH COACH



Opening Day Age: 47

Born: 8/21/1976 in Aibonito, Puerto Rico

MLB Coaching Career: Coach, San Diego Padres (2017);

Coach/Interpreter, Boston Red Sox (2018-20); Quality Control

Coach/Interpreter, Boston Red Sox (2021); First Base Coach,

Boston Red Sox (2022); Bench Coach, Boston Red Sox (2023-present)

Coaching Staff

Coaching Career

🔴 Is in his 7th season on the Red Sox' coaching staff, his 2nd as Bench Coach...Was hired on 11/8/17, named First Base Coach on 12/20/21, and named Bench Coach on 11/29/22.

🔴 Also coordinates ML Spring Training camp.

🔴 From 2018-21, served as a liaison between the ML club's advance scouting and statistical analysis efforts for the purpose of presenting information to players and coaches...Also worked with the club's infielders.

🔴 Won a World Series title with BOS in 2018.

🔴 Helped Alex Cora lead the AL to a 4-3 win over the NL in MLB's 90th All-Star Game on 7/9/19 at CLE.

🔴 Made his ML coaching debut with the Padres in 2017, working primarily with infielders.

🔴 Spent 3 seasons (2014-16) in the HOU organization...Served as the club's developmental specialist in 2014-15, focusing on infielders...Managed High-A Lancaster in 2016.

Playing Career

🔴 Played professionally for 18 seasons (1995-2012) as an infielder...In the majors, appeared at SS (275 games), 3B (212 G), 2B (165 G), and 1B (11 G).

🔴 Selected by SEA in the 27th round of the 1995 June Draft...Spent the first 7 years of his career with the Mariners.

🔴 Made his ML debut for the 116-win 2001 Mariners...Made his lone postseason appearance in the ALDS that year.

🔴 Named a *Baseball America* Triple-A All-Star in 2001 and an Eastern League All-Star in 2000.

🔴 Played for Caguas (2004, '08, '10) and Manati (2012) in the Puerto Rican Winter League.

Personal

🔴 Full name is Ramón Luis Vázquez.

🔴 Married to Griselda...The couple has a son, Nomar, and a daughter, Sofia.

🔴 Attended Indian Hills Community College in Centerville, IA, and Juana Colón High School in Comerío, Puerto Rico.

EL CAMPEÓN DE PUERTO RICO

Ramón has won 4 league titles as a manager in Liga de Béisbol Profesional Roberto Clemente, 3rd most all time behind Mako Oliveras (7) and George "Tubby" Scales (6).

Ramón won his first 2 titles with Santurce (2015-16 and 2018-19), while his Caguas club won consecutive titles in 2020-21 and 2021-22. He began the 2022-23 season as the Caguas manager but stepped aside when he was named Bench Coach of the Red Sox. Ramón also worked with Santurce as a 1st base coach during the team's title-winning 2014-15 season.

Ramón and Alex Cora were teammates with Caguas in 2004 and 2010, and for Puerto Rico in the 2009 World Baseball Classic. Ramón was acquired by the Red Sox on 12/20/04 as part of a 4-player deal in exchange for Dave Roberts. He would appear in 27 games with Boston in 2005 before being traded to Cleveland on 7/7/05 in exchange for Cora.

In the Community

🔴 On 1/30/18, helped deliver nearly 10 tons of supplies to aid Hurricane Maria recovery efforts in Puerto Rico...The jetBlue plane cargo included medical supplies and vaccines, water filtration systems, first aid kits, flashlights, and diapers...In Caguas, helped distribute food, water, and supplies to nearly 300 families, as well as baseball equipment and athletic gear to roughly 100 children.

🔴 Has served as President of the Juntos Dando la Mano foundation in Puerto Rico...Through baseball/softball clinics, tournaments, and raffles, the foundation has raised money for people with cancer and muscular dystrophy.

Ramón Vázquez's Major League Playing Record

YEAR	CLUB	AVG	G	AB	R	H	2B	3B	HR	RBI	SH	HBP	BB	SO	SB	CS	OBP	SLG	OPS
2001	SEATTLE	.229	17	35	5	8	0	0	0	4	1	0	0	3	0	0	.222	.229	.451
2002	SAN DIEGO	.274	128	423	50	116	21	5	2	32	3	1	45	79	7	2	.344	.362	.706
2003	SAN DIEGO	.261	116	422	56	110	17	4	3	30	5	2	52	88	10	3	.342	.341	.683
2004	SAN DIEGO	.235	52	115	12	27	3	2	1	13	4	0	11	24	1	1	.297	.322	.619
2005	BOSTON	.197	27	61	6	12	2	0	0	4	2	0	3	14	0	0	.234	.230	.464
2005	CLEVELAND	.250	12	24	1	6	3	0	0	1	0	0	2	3	0	0	.308	.375	.683
2006	CLEVELAND	.209	34	67	11	14	2	0	1	8	2	0	6	18	0	0	.267	.284	.551
2007	TEXAS	.230	104	300	42	69	13	3	8	28	12	2	29	72	1	0	.300	.373	.673
2008	TEXAS	.290	105	300	44	87	18	3	6	40	5	0	38	66	0	1	.365	.430	.795
2009	PITTSBURGH	.230	101	204	17	47	7	0	1	16	0	2	31	47	1	0	.335	.279	.614
Major League Totals		.254	696	1951	244	496	86	17	22	176	34	7	217	414	20	7	.328	.350	.678
Red Sox Totals		.197	27	61	6	12	2	0	0	4	2	0	3	14	0	0	.234	.230	.464

51 KEVIN WALKER

BULLPEN COACH



Kevin Walker

Opening Day Age: 47

Born: 9/20/1976 in Irving, TX

MLB Coaching Career: Assistant Pitching Coach,

Boston Red Sox (2020); Bullpen Coach,

Boston Red Sox (2021-present)

Coaching Career

Is in his 16th season in the Red Sox organization, his 5th on the ML coaching staff..Named Assistant Pitching Coach on 10/31/19 and Bullpen Coach on 11/20/20.

Prior to joining the ML club, served as pitching coach for Triple-A Pawtucket in 2018 and 2019.

Also served as pitching coach for Double-A Portland (2015-17), High-A Salem (2011-14), Single-A Greenville (2010), and Short-A Lowell (2009).

Playing Career

Had a 14-year playing career from 1995-2008.

Selected in the 6th round of the 1995 June Draft by the Padres.

Played 6 ML seasons as a relief pitcher for the Padres (2000-03), Giants (2004), and White Sox (2005).

Also pitched in the minor league systems of the Rangers (2006) and Rockies (2007).

In 122 ML appearances, went 7-3 with a 4.76 ERA (54 ER/102.0 IP) and 95 SO.

Made 70 appearances for SD during his debut season in 2000, tied with Trevor Hoffman for the team lead... Went 7-1 with a 4.19 ERA (31 ER/66.2 IP).

Is 1 of only 5 Padres rookies ever to make at least 70 pitching appearances in a season.

Prior to the 2000 season, was ranked by *Baseball America* as the No. 14 prospect in the SD organization.

Over 307 career minor league outings from 1995-2008, was 45-47 with a 4.34 ERA (435 ER/767.0 IP).

Pitched for Algodoneros de Guasave of the Mexican Pacific Winter League in 2007-08.

Played 2 seasons with the Camden Riversharks of the independent Atlantic League (2007-08).

WALKER'S 15 YEARS IN THE RED SOX ORGANIZATION

Year	Club
2009	Short-A Lowell (Pitching Coach)
2010	Single-A Greenville (Pitching Coach)
2011-14	High-A Salem (Pitching Coach)
2015-17	Double-A Portland (Pitching Coach)
2018-19	Triple-A Pawtucket (Pitching Coach)
2020	Boston (Assistant Pitching Coach)
2021-23	Boston (Bullpen Coach)

2023 HIGHLIGHTS

In 2023, the Red Sox were an MLB-best 60-4 (.938) when leading after 6 innings.

The Sox converted 72.9% of their save opportunities (43-for-59), the 2nd-highest mark in MLB.

A franchise-record-tying 11 pitchers recorded a save for the Sox (also 11 in 1967), tied for most in MLB.

Sox relievers tossed 51.1 consecutive innings without allowing a HR from 7/15-28, their longest single-season streak since 2008 (source: Elias).

From the 7th inning on, the Sox posted a 3.67 ERA, the 10th-best mark in MLB.

Personal

Full name is Kevin Michael Walker.

He and his wife, Aimee, have a daughter, Kamryn, and son, Brady.

Graduated from Grand Prairie (TX) High School.

Was a high school teammate of Kerry Wood.

Kevin Walker's Major League Playing Record

YEAR	CLUB	W-L	ERA	G	GS	SV	IP	H	R	ER	HR	HB	BB	SO	SO/9	WHIP	AVG
2000	SAN DIEGO	7-1	4.19	70	0	0	66.2	49	35	31	5	5	38	56	7.56	1.31	.206
2001	SAN DIEGO	0-0	3.00	16	0	0	12.0	5	4	4	0	0	8	17	12.75	1.08	.122
2002	SAN DIEGO	0-1	5.63	11	0	0	8.0	12	6	5	2	0	5	11	12.38	2.13	.333
2003	SAN DIEGO	0-0	5.40	11	0	0	6.2	5	4	4	1	0	5	5	6.75	1.50	.200
2004	SAN FRANCISCO	0-0	16.20	5	0	0	1.2	3	3	3	1	1	2	1	5.40	3.00	.429
2005	CHICAGO-AL	0-1	9.00	9	0	0	7.0	10	7	7	1	0	5	5	6.43	2.14	.333
Major League Totals		7-3	4.76	122	0	0	102.0	84	59	54	10	6	63	95	8.38	1.44	.223

Baseball Operations Front Office

Major League Personnel



Raquel Ferreira
Executive Vice President,
Assistant General Manager



Brian O'Halloran
Executive Vice President,
Baseball Operations



Eddie Romero
Executive Vice President,
Assistant General Manager



Mike Groopman
Senior Vice President,
Assistant General Manager



Paul Toboni
Senior Vice President,
Assistant General Manager



Ben Crockett
Senior Vice President,
Baseball Operations




Gus Quattlebaum
Vice President, Scouting
Development & Integration



Brian Abraham
Director,
Player Development



Mark Cacciatore
Director, Team Travel



Andrew Mack
Director, Baseball
Strategy/Personnel



Devin Pearson
Director,
Amateur Scouting



Mike Regan
Director,
Major League Operations



Harrison Slutsky
Director,
Professional Scouting



Matt Sauers
Chief of Staff,
Baseball Operations



David Besky
Assistant Director,
Player Development



Jake Bruml
Assistant Director,
Amateur Scouting



Alex Gimenez
Assistant Director,
Major League Operations
& Professional Scouting



Mark Heil
Assistant Director,
Professional Scouting



Patrick McLaughlin
Assistant Director,
Minor League Operations



Chris Stasio
Assistant Director,
Player Development



Aidan Donovan
Manager, Baseball
Strategy/Personnel



Marcus Cuellar
Manager,
International Scouting



May Peckham
Learning & Development
Manager, Baseball
Operations




Erin Mylett Cox
Executive Assistant/
Manager, Staff Support



Shawn Haviland
Special Assistant,
Player Development



Kyle Boddy
Special Advisor to
the Chief Baseball Officer



Brett Amendola
Talent Acquisition Specialist,
Baseball Operations



Margaret Zimmer
Assistant,
Professional Scouting



Anna Clemson
Assistant,
Major League Operations



Michael Vetter
Assistant,
Baseball Strategy/Personnel

Special Assistants



Pedro Martinez
Special Assistant to
the Chief Baseball Officer



David Ortiz
Special Assistant to
Fenway Sports Group

Clubhouse Staff



Tom McLaughlin
Home Clubhouse
Manager



Edward "Pookie" Jackson
Visiting Clubhouse Manager



Joe Cochran
Senior Club Advisor,
Visiting Clubhouse



Billy Broadbent
Visiting Clubhouse
Coordinator



John Coyne
Clubhouse Assistant



Josh Liebenow
Assistant Home
Clubhouse Manager

Major League Staff



Mike Brenly
Major League Staff
Assistant



Charlie Madden
Bullpen Catcher



Mani Martinez
Bullpen Catcher



Joe Cronin
Coaching Assistant,
Hitting Strategy



Tyler Forgione
Major League Assistant,
Baseball Systems



Devin Rose
Coaching Assistant,
Pitching Strategy



Yutaro Yamaguchi
Interpreter

Baseball Research and Development

Baseball Research & Development



Mike Ganley
Director, Baseball Systems



Joe McDonald
Director, Baseball Analytics



Brad Alberts
Assistant Director, Baseball Analytics & Sports Science



Spencer Bingol
Assistant Director, Baseball Analytics/ Development Research



Dan Meyer
Assistant Director, Baseball Analytics/ Player Evaluation



Dave Miller
Assistant Director, Major League Strategic Information



Lily Amadeo
Analyst, Baseball Analytics



Tyler Burch
Senior Analyst, Baseball Analytics



Jeb Clarke
Analyst, Major League Strategic Information



Kim Eskew
Senior Developer, Baseball Systems



Vince Fitzpatrick
Data Engineer, Baseball Systems



Nathan Hawkins
Analyst, Baseball Analytics



Fred Hubert
Senior Developer, Baseball Systems



Sam Larson
Senior Analyst, Baseball Analytics



Eric Last
Developer, Baseball Systems



Stacy Lerum
Biomechanical Engineer



Connor McCann
Senior Developer & Team Lead, Baseball Systems



Kayla Mei
Analyst, Baseball Analytics



Katy McKeough
Senior Analyst, Baseball Analytics



Jimmy O'Donnell
Senior Analyst, Baseball Analytics



Josh Mould
Assistant, Baseball Analytics



Drew Paszek
Data Engineer, Baseball Systems



Neil Pierre-Louis
Developer, Baseball Systems



Coby Schneider
Assistant, Baseball Analytics



Scott Steinberg
Analyst, Baseball Analytics




Ben Strauss
Data Engineer, Baseball Systems



John Smith
Senior Data Engineer, Baseball Systems



Deven Swiergiel
Developer, Baseball Systems



Jonathan Waring
Senior Analyst, Baseball Analytics



Kameron Wells
Senior Data Engineer & Team Lead, Baseball Systems

Major League Sports Medicine & Performance

Sports
Medicine &
Performance



Brad Pearson
Vice President, Sports
Medicine & Performance



Dr. Laurence J. Ronan
Medical Director



Dr. Richard Ginsburg
Director, Behavioral
Health Program



Dr. Peter Asnis
Head Team Orthopedist




Brandon Henry
Head Athletic Trainer



Kiyoshi Momose
Head Strength &
Conditioning Coach



Jamie Creps
Sr. Major League Physical
Therapist/Clinical Specialist



Jon Jochim
Athletic Trainer/Major
League Rehab Coordinator



Masai Takahashi
Assistant Athletic Trainer



Anthony Cerundolo
Assistant Athletic Trainer



David Herrera
Assistant Athletic Trainer



Ben Chadwick
Strength & Conditioning
Coach



Shinichiro Uchikubo
Massage Therapist



Edwin Rodriguez
Massage Therapist



Rey Fuentes
Mental Performance
Coordinator



Shaun Owen
Sport Science Coordinator



Donna Scarborough
Biomechanist



Allen Tran
Executive Chef/
Sports Dietician



Dr. Eric Berkson
Red Sox Physician



Dr. Warren Bodine
Red Sox Physician



Dr. Haylee Borgstrom
Red Sox Physician



Dr. Brian Busconi
Red Sox Physician



Dr. Jim Januzzi
Red Sox Physician



Dr. Matt Leibman
Red Sox Physician



Dr. Kelly McInnis
Red Sox Physician

Sports Medicine and Performance, Continued



Dr. Evan O'Donnell
Associate Head Team
Orthopedist



Dr. Arun Ramappa
Red Sox Physician



Dr. Edwin Riley
Red Sox Dentist



Dr. Rodrigo Rodrigues
Red Sox Physician



Dr. Miho Tanaka
Red Sox Physician



Dr. George Theodore
Red Sox Physician



Dr. Frank Wang
Red Sox Physician



Dr. Mark Blais
Personality &
Assessment Consultant



Dr. Stephen Durant
Behavioral Health
Consultant



T.J. Hagan, DC
Chiropractor Consultant



Sean Hazzard, PA
Physician Assistant



Elana Webb
Sports Medicine
Administrative Manager



2024 Red Sox



2024 Red Sox Spring Training Roster

*Non-Roster Invitee

Roster as of 2/27/24

Numerical

3-Reese McGuire, C
5-Vaughn Grissom, INF
7-Masataka Yoshida, OF
10-Trevor Story, SS
11-Rafael Devers, 3B
12-Connor Wong, C
13-Alex Cora, Manager
16-Jarren Duran, OF
17-Tyler O'Neill, OF
19-Pablo Reyes, INF/OF
20-Roberto Pérez, C*
22-Garrett Whitlock, RHP
23-Romy Gonzalez, INF/OF
25-Josh Winckowski, RHP
29-Bobby Dalbec, INF/OF
30-Rob Refsnyder, OF
31-Liam Hendriks, RHP
32-Tyler Heineman, C
33-Jason Varitek, Game Planning Coordinator
36-Triston Casas, 1B
37-Nick Pivetta, RHP
38-Nick Yorke, INF*
40-Dalton Guthrie, INF/OF*
43-Ceddanne Rafaela, INF/OF
44-Isaiah Campbell, RHP
47-Enmanuel Valdez, INF
50-Kutter Crawford, RHP
51-Kevin Walker, Bullpen Coach
52-Wilyer Abreu, OF
53-Andrew Bailey, Pitching Coach
54-Lucas Giolito, RHP
55-Chris Martin, RHP
56-Joely Rodriguez, LHP*
57-Greg Weissert, RHP
58-Luis Ortiz, Assistant Hitting Coach
59-Mark Contreras, OF*
60-Ramón Vázquez, Bench Coach
61-Lucas Luetge, LHP*
62-Pete Fatsé, Hitting Coach
63-Justin Slaten, RHP
64-Cooper Criswell, RHP
65-Joe Dunand, INF/OF*
66-Brayan Bello, RHP
67-Eddy Alvarez, INF/OF*
68-Mark Kolozsvary, C*
69-Stephen Scott, C*
70-David Hamilton, INF
71-Cam Booser, LHP*
72-Chris Murphy, LHP
73-Jamie Westbrook, INF*
74-Kenley Jansen, RHP
75-Brandon Walter, LHP
76-Zack Kelly, RHP
77-Franklin German, RHP*
78-Joe Jacques, LHP
79-Bryan Mata, RHP
80-Melvin Adón, RHP*
81-Andy Fox, First Base Coach
82-Corey Rosier, OF*
83-Brennan Bernardino, LHP
84-Kyle Hudson, Third Base Coach
85-Ben Rosenthal, Assistant Hitting Coach
86-Andrew Politi, RHP*
87-Chase Shugart, RHP*
89-Tanner Houck, RHP
90-Chase Meidroth, INF*
91-Jorge Benitez, LHP*
92-Wikelman Gonzalez, RHP
93-Luis Perales, RHP
94-Helcris Olivarez, LHP*
95-Justin Hagenman, RHP*
96-Alex Hoppe, RHP*
99-Luis Guerrero, RHP*

Alphabetical

52-Wilyer Abreu, OF
80-Melvin Adón, RHP*
67-Eddy Alvarez, INF/OF*
53-Andrew Bailey, Pitching Coach
66-Brayan Bello, RHP
91-Jorge Benitez, LHP*
83-Brennan Bernardino, LHP
71-Cam Booser, LHP*
44-Isaiah Campbell, RHP
36-Triston Casas, 1B
59-Mark Contreras, OF*
13-Alex Cora, Manager
50-Kutter Crawford, RHP
64-Cooper Criswell, RHP
29-Bobby Dalbec, INF/OF
11-Rafael Devers, 3B
65-Joe Dunand, INF/OF*
16-Jarren Duran, OF
62-Pete Fatsé, Hitting Coach
81-Andy Fox, First Base Coach
77-Franklin German, RHP*
54-Lucas Giolito, RHP
23-Romy Gonzalez, INF/OF
92-Wikelman Gonzalez, RHP
5-Vaughn Grissom, INF
99-Luis Guerrero, RHP*
40-Dalton Guthrie, INF/OF*
95-Justin Hagenman, RHP*
70-David Hamilton, INF
32-Tyler Heineman, C
31-Liam Hendriks, RHP
98-Nathan Hickey, C*
96-Alex Hoppe, RHP*
89-Tanner Houck, RHP
84-Kyle Hudson, Third Base Coach
78-Joe Jacques, LHP
74-Kenley Jansen, RHP
76-Zack Kelly, RHP
68-Mark Kolozsvary, C*
61-Lucas Luetge, LHP*
55-Chris Martin, RHP
79-Bryan Mata, RHP
3-Reese McGuire, C
90-Chase Meidroth, INF*
72-Chris Murphy, LHP
94-Helcris Olivarez, LHP*
17-Tyler O'Neill, OF
58-Luis Ortiz, Assistant Hitting Coach
93-Luis Perales, RHP
20-Roberto Pérez, C*
37-Nick Pivetta, RHP
86-Andrew Politi, RHP*
43-Ceddanne Rafaela, INF/OF
30-Rob Refsnyder, OF
19-Pablo Reyes, INF/OF
56-Joely Rodriguez, LHP*
85-Ben Rosenthal, Assistant Hitting Coach
82-Corey Rosier, OF*
69-Stephen Scott, C*
87-Chase Shugart, RHP*
63-Justin Slaten, RHP
97-Nick Sogard, INF*
10-Trevor Story, SS
47-Enmanuel Valdez, INF
33-Jason Varitek, Game Planning Coordinator
60-Ramón Vázquez, Bench Coach
51-Kevin Walker, Bullpen Coach
75-Brandon Walter, LHP
57-Greg Weissert, RHP
73-Jamie Westbrook, INF*
22-Garrett Whitlock, RHP
25-Josh Winckowski, RHP
12-Connor Wong, C
38-Nick Yorke, INF*
7-Masataka Yoshida, OF

By Position

13-Alex Cora, Manager
33-Jason Varitek, Game Planning Coordinator
51-Kevin Walker, Bullpen Coach
53-Andrew Bailey, Pitching Coach
58-Luis Ortiz, Assistant Hitting Coach
60-Ramón Vázquez, Bench Coach
62-Pete Fatsé, Hitting Coach
81-Andy Fox, First Base Coach
84-Kyle Hudson, Third Base Coach
85-Ben Rosenthal, Assistant Hitting Coach
22-Garrett Whitlock, RHP
25-Josh Winckowski, RHP
31-Liam Hendriks, RHP
37-Nick Pivetta, RHP
44-Isaiah Campbell, RHP
50-Kutter Crawford, RHP
54-Lucas Giolito, RHP
55-Chris Martin, RHP
56-Joely Rodriguez, LHP*
57-Greg Weissert, RHP
61-Lucas Luetge, LHP*
63-Justin Slaten, RHP
64-Cooper Criswell, RHP
66-Brayan Bello, RHP
71-Cam Booser, LHP*
72-Chris Murphy, LHP
74-Kenley Jansen, RHP
75-Brandon Walter, LHP
76-Zack Kelly, RHP
77-Franklin German, RHP*
78-Joe Jacques, LHP
79-Bryan Mata, RHP
80-Melvin Adón, RHP*
83-Brennan Bernardino, LHP
86-Andrew Politi, RHP*
87-Chase Shugart, RHP*
89-Tanner Houck, RHP
91-Jorge Benitez, LHP*
92-Wikelman Gonzalez, RHP
93-Luis Perales, RHP
94-Helcris Olivarez, LHP*
95-Justin Hagenman, RHP*
96-Alex Hoppe, RHP*
99-Luis Guerrero, RHP*
3-Reese McGuire, C
12-Connor Wong, C
20-Roberto Pérez, C*
32-Tyler Heineman, C
68-Mark Kolozsvary, C*
69-Stephen Scott, C*
98-Nathan Hickey, C*
5-Vaughn Grissom, INF
10-Trevor Story, SS
11-Rafael Devers, 3B
36-Triston Casas, 1B
38-Nick Yorke, INF*
47-Enmanuel Valdez, INF
70-David Hamilton, INF
73-Jamie Westbrook, INF*
90-Chase Meidroth, INF*
97-Nick Sogard, INF*
7-Masataka Yoshida, OF
16-Jarren Duran, OF
17-Tyler O'Neill, OF
33-Jason Varitek, Game Planning Coordinator
30-Rob Refsnyder, OF
52-Wilyer Abreu, OF
59-Mark Contreras, OF*
82-Corey Rosier, OF*
19-Pablo Reyes, INF/OF
23-Romy Gonzalez, INF/OF
29-Bobby Dalbec, INF/OF
40-Dalton Guthrie, INF/OF*
43-Ceddanne Rafaela, INF/OF
65-Joe Dunand, INF/OF*
67-Eddy Alvarez, INF/OF*

2024
Red Sox

Pronunciation Guide

Melvin **ADÓN** (rhymes with tone)

WILYER (WHEEL-yair) Abreu

BRAYAN (like “Brian”) **BELLO** (BAY-oh)

Brennan **BERNARDINO** (ber-nar-DEEN-o)

Cam **BOOSER** (BOO-ser)

Triston **CASAS** (KOSS-iss)

Cooper **CRISWELL** (CRISS-well)

Bobby **DALBEC** (DAHL-beck)

Rafael **DEVERS** (DEHV-ers)

Joe **DUNAND** (DUNE-and)

Jarren **DURAN** (duh-RAN)

Pete **FATSE** (FATS-ee)

Franklin **GERMAN** (her-MAHN)

Lucas **GIOLITO** (jee-oh-LEE-toe)

ROMY (RO-me) Gonzalez

WIKELMAN (WICK-ill-man) Gonzalez

Justin **HAGENMAN** (HEY-gen-man)

Tyler **HEINEMAN** (HINE-eh-man)

Alex **HOPPE** (HOP-ee)

Tanner **HOUCK** (HOW + k)

Joe **JACQUES** (jakes)

Mark **KOLOZSVARY** (coals-VARY, like “dairy”)

Lucas **LUETGE** (LIT-kee)

Bryan **MATA** (MAH-ta)

Chase **MEIDROTH** (MY-drawth)

Helcris (HELL-crease) **OLIVAREZ** (oh-lee-VAR-ez)

Luis **PERALES** (per-AHL-iss)

CEDDANNE (say-DAHN) Rafaela

Corey **ROSIER** (ROSE-ear)

Chase **SHUGART** (like “sugar” + t)

Justin **SLATEN** (SLATE-in)

Nick **SOGARD** (SO-gard)

ENMANUEL (en-mahn-WELL) **VALDEZ** (VAHL-dezz)

Josh **WINCKOWSKI** (win-COW-skee)

MASATAKA (mah-sah-TAH-kah) **YOSHIDA** (yo-SHEE-dah)

Greg **WEISSERT** (WICE-ert)

2024 Boston Red Sox 40-Man Roster

*As of 2/27/24

COACHING STAFF: 13-Alex Cora (Manager), 60-Ramón Vázquez (Bench Coach), 81-Andy Fox (1st Base Coach), 84-Kyle Hudson (3rd Base Coach), 62-Pete Fatse (Hitting Coach), 58-Luis Ortiz (Assistant Hitting Coach), 85-Ben Rosenthal (Assistant Hitting Coach), 53-Andrew Bailey (Pitching Coach), 51-Kevin Walker (Bullpen Coach), 33-Jason Varitek (Game Planning Coordinator).

2024
Red Sox

NO.	PITCHERS (22)	B	T	HT.	WT.	BORN	BIRTHPLACE
66	Bello, Brayán	R	R	6-1	205	5/17/99	Samana, DR
83	Bernardino, Brennan	L	L	6-4	207	1/15/92	Valencia, CA
44	Campbell, Isaiah	R	R	6-4	270	8/15/97	Angra do Heroísmo, Portugal
50	Crawford, Kutter	R	R	6-1	201	4/1/96	Stuart, FL
64	Criswell, Cooper	R	R	6-6	220	7/24/96	Carrollton, GA
54	Giolito, Lucas	R	R	6-6	257	7/14/94	Santa Monica, CA
92	Gonzalez, Wikelman	R	R	6-0	205	3/25/02	Maracay, Aragua, VZ
31	Hendriks, Liam	R	R	6-0	235	2/10/89	Perth, Australia
89	Houck, Tanner	R	R	6-5	233	6/29/96	St. Louis, MO
78	Jacques, Joe	L	L	6-4	211	3/11/95	Shrewsbury, NJ
74	Jansen, Kenley	S	R	6-5	265	9/30/87	Willemstad, Curaçao
76	Kelly, Zack	R	R	6-3	238	3/3/95	Roanoke, VA
55	Martin, Chris	R	R	6-8	230	6/2/86	Arlington, TX
79	Mata, Bryan	R	R	6-3	240	5/3/99	Maracay, Aragua, VZ
72	Murphy, Chris	L	L	6-1	187	1/5/98	Mission Hills, CA
93	Perales, Luis	R	R	6-1	179	4/13/03	Guacara, Carabobo, VZ
37	Pivetta, Nick	R	R	6-5	212	2/14/93	Victoria, BC, Canada
63	Slaten, Justin	R	R	6-4	235	9/15/97	Longview, TX
75	Walter, Brandon	L	L	6-2	203	9/8/96	New Castle, DE
57	Weissert, Greg	R	R	6-2	227	2/4/95	Bay Shore, NY
22	Whitlock, Garrett	R	R	6-5	218	6/11/96	Snellville, GA
25	Winckowski, Josh	R	R	6-4	223	6/28/98	Toledo, OH

NO.	CATCHERS (3)	B	T	HT.	WT.	BORN	BIRTHPLACE
32	Heineman, Tyler	S	R	5-11	197	6/19/91	Pacific Palisades, CA
3	McGuire, Reese	L	R	6-0	228	3/2/95	Seattle, WA
12	Wong, Connor	R	R	6-1	190	5/19/96	Houston, TX

NO.	INFIELDERS (6)	B	T	HT.	WT.	BORN	BIRTHPLACE
36	Casas, Triston	L	R	6-5	250	1/15/00	Miami, FL
11	Devers, Rafael	L	R	6-0	235	10/24/96	Sanchez, DR
5	Grissom, Vaughn	R	R	6-2	209	1/5/01	Orlando, FL
70	Hamilton, David	L	R	6-0	186	9/29/97	San Marcos, TX
10	Story, Trevor	R	R	6-2	211	11/15/92	Irving, TX
47	Valdez, Emmanuel	L	R	5-8	193	12/28/98	San Juan de la Maguana, DR

NO.	OUTFIELDERS (5)	B	T	HT.	WT.	BORN	BIRTHPLACE
52	Abreu, Willyer	L	L	6-0	220	6/24/99	Maracaibo, Zulia, VZ
16	Duran, Jarren	L	R	6-2	206	9/5/96	Corona, CA
17	O'Neill, Tyler	R	R	5-11	196	6/25/95	Burnaby, BC, Canada
30	Refsnyder, Rob	R	R	6-0	215	3/26/91	Seoul, South Korea
7	Yoshida, Masataka	L	R	5-8	196	7/15/93	Fukui, Japan

NO.	INFIELDER/OUTFIELDERS (4)	B	T	HT.	WT.	BORN	BIRTHPLACE
29	Dalbec, Bobby	R	R	6-4	227	6/29/95	Seattle, WA
23	Gonzalez, Romy	R	R	6-1	215	9/6/96	Miami, FL
43	Rafaela, Ceddanne	R	R	5-9	162	9/18/00	Willemstad, Curaçao
19	Reyes, Pablo	R	R	5-8	181	9/5/93	Santo Domingo, DR

How the 40-Man Roster was Built

SELECTED IN MLB FIRST-YEAR PLAYER DRAFT (7)

Player	Year	Round (Pick)
Bobby Dalbec, INF/OF	2016	4th (118th overall)
Tanner Houck, RHP	2017	1st (24th overall)
Kutter Crawford, RHP	2017	16th (491st overall)
Triston Casas, 1B	2018	1st (26th overall)
Jarren Duran, OF	2018	7th (220th overall)
Chris Murphy, LHP	2019	6th (197th overall)
Brandon Walter, LHP	2019	26th (797th overall)

SELECTED IN RULE 5 DRAFT (1)

Player	Details
Garrett Whitlock, RHP	From New York-AL in the Major League phase in 2020

ACQUIRED VIA TRADE (14)

Player	Details
Connor Wong, C	From Los Angeles-NL with OF Alex Verdugo and INF Jeter Downs in exchange for OF Mookie Betts, LHP David Price, and cash on 2/10/20
Nick Pivetta, RHP	From Philadelphia with RHP Connor Seabold in exchange for RHPs Heath Hembree and Brandon Workman, cash considerations, and a player to be named later or cash considerations on 8/21/20
Josh Winckowski, RHP	From New York-NL with a player to be named later in addition to the Red Sox acquiring OF Franchy Cordero and 2 players to be named later from Kansas City in exchange for OF Andrew Benintendi and cash considerations on 2/10/21
David Hamilton, INF	From Milwaukee with INF Alex Binelas and OF Jackie Bradley Jr. in exchange for OF Hunter Renfroe on 12/1/21
Reese McGuire, C	From Chicago-AL with a player to be named later or cash considerations in exchange for LHP Jake Diekman on 8/1/22
Wilyer Abreu, OF	From Houston with INF Enmanuel Valdez in exchange for C Christian Vázquez on 8/1/22
Enmanuel Valdez, INF	From Houston with OF Wilyer Abreu in exchange for C Christian Vázquez on 8/1/22
Pablo Reyes, INF/OF	From Oakland in exchange for cash considerations on 5/12/23
Isaiah Campbell, RHP	From Seattle in exchange for INF Luis Urías on 11/17/23
Greg Weissert, RHP	From New York-AL with RHPs Richard Fitts and Nicholas Judice in exchange for OF Alex Verdugo on 12/5/23
Justin Slaten, RHP	From New York-NL in exchange for LHP Ryan Ammons and cash considerations on 12/6/23
Tyler O'Neill, OF	From St. Louis in exchange for RHPs Nick Robertson and Victor Santos on 12/8/23
Vaughn Grissom, INF	From Atlanta in exchange for LHP Chris Sale and cash considerations on 12/30/23
Tyler Heineman, C	From New York-NL in exchange for cash considerations on 2/2/24

CLAIMED OFF WAIVERS (3)

Player	Details
Joe Jacques, LHP	From Pittsburgh on 12/7/22
Brennan Bernardino, LHP	From Seattle on 4/16/23
Romy Gonzalez, INF/OF	From Chicago-AL on 1/31/24

SIGNED AS A FREE AGENT (15)

Player	Details	Player	Details
Rafael Devers, 3B	8/9/13 (International)	Chris Martin, RHP	12/8/22
Bryan Mata, RHP	1/27/16 (International)	Masataka Yoshida, OF	12/15/22 (International)
Brayan Bello, RHP	7/2/17 (International)	Kenley Jansen, RHP	12/23/22
Ceddanne Rafaela, INF/OF	7/2/17 (International)	Cooper Criswell, RHP	12/13/23
Wikelman Gonzalez, RHP	7/2/18 (International)	Lucas Giolito, RHP	1/3/24
Luis Peralas, RHP	7/2/19 (International)	Liam Hendriks, RHP	2/20/24
Zack Kelly, RHP	12/21/20 (minors)		
Rob Refsnyder, OF	12/1/21 (minors)		
Trevor Story, SS	3/22/22		

2024
Red Sox

52 WILYER ABREU

OF



Bats: Left • **Throws:** Left • **Height:** 6-0 • **Weight:** 220
Opening Day Age: 24 • **MLB Service:** 41 days
Born: 6/24/1999 in Maracaibo, VZ
Acquired: From the Houston Astros with INF/OF Emmanuel Valdez in exchange for C Christian Vázquez on 8/1/2022
Contract Status: Signed through 2024

Career Highlights

- 🔥 Is in his 7th professional season, his 2nd full season in the Red Sox organization.
- 🔥 Is attending his 2nd Major League Spring Training.
- 🔥 Enters 2024 ranked by *Baseball America* as the Red Sox' No. 6 prospect...Also rated by *BA* as having the best outfield arm in the Red Sox' organization.
- 🔥 Signed by HOU as an international free agent on 7/2/17 and played in the Astros organization until being traded to BOS on 8/1/22...Was ranked as HOU's No. 21 prospect by *Baseball America* at the time of his acquisition.
- 🔥 Began 2023 having not played above Double-A and made his Major League debut on 8/22/23 at HOU... Played in 27 ML games, making 11 starts in CF and 8 in RF while batting .316 with a .388 OBP, .862 OPS, 14 RBI, and 3 SB (24-for-76, 6 2B, 2 HR, 9 BB).
- 🔥 From 2017-23, appeared in 148 minor league games in CF, 135 in LF, and 129 in RF...Recorded 32 OF assists.
- 🔥 From 2022-23, was 42-for-47 (89.4%) in stolen base attempts between the minors (39-for-43) and MLB (3-for-4).
- 🔥 In 2022, ranked 2nd among all minor leaguers with 114 BB and ranked 5th with 106 runs scored...That season, reached base in 23 consecutive games from 5/13-6/9 (.456 OBP, 25-for-87, 27 BB).
- 🔥 Has played for Scottsdale in the Arizona Fall League (2022) and Águilas del Zulia in the Venezuelan Winter League (2017, '18, '20).

2023 Highlights

- 🔥 Made his MLB debut, appearing in 28 games in August and September...Started 11 games in CF and 8 in LF...Also played in 3 games in RF.
- 🔥 Played 86 games for Triple-A Worcester, making 35 starts in LF, 27 in RF, 15 in CF, and 8 at DH.
- 🔥 Was named an International League All-Star, the first WooSox player to achieve the honor.
- 🔥 After making his MLB debut on 8/22, ranked 7th in AVG (.316) and 9th in OBP (.388) among qualified rookies the rest of the season...Also ranked 7th among AL rookies with an .862 OPS.
- 🔥 Twice reached base 5+ times in a game, and was the only 2023 rookie to reach 6 times in a game (see box on right).

WALK THIS WAY

From 2022-23, Wilyer ranked 9th in all of minor league baseball with 173 walks. Among minor leaguers with at least 750 PA, he posted the 5th-highest walk rate (18.4%, 942 PA).

BASEBALL AMERICA'S TOP RED SOX PROSPECTS

Rk.	Player	Pos.
1.	Marcelo Mayer (Double-A)	SS
2.	Roman Anthony (Double-A)	OF
3.	Kyle Teel (Double-A)	C
4.	Ceddanne Rafaela (MLB)	INF/OF
5.	Miguel Bleis (Single-A)	OF
6.	Wilyer Abreu (MLB)	OF

(Level indicates where they finished 2023)

ONE OF A KIND

After making his MLB debut on 8/22/23, Abreu reached base 5 times on 8/24 at HOU (4-for-5, BB, 2B, HR, 4 RBI) and 6 times on 9/9 vs. BAL (5-for-5, BB, 2B, 3 RBI).

- 🔥 Became the 1st Red Sox player to ever record 4+ hits in 2 of their first 12 career games, the 1st Major Leaguer to do so since Kyle Schwarber in 2015.
- 🔥 Became the 1st Red Sox player to ever reach base 5+ times in 2 of their first 12 career games, the 1st Major Leaguer to do so since Jay Bruce in 2008.
- 🔥 Became the 1st Red Sox player and only the 3rd Major Leaguer since at least 1901 to record 4 hits, a HR, and 4 RBI in a game within their first 3 career games, joining STL's Beau Bell (4/21/1935 vs. CWS) and TOR's Davis Schneider (8/6/2023 at BOS).
- 🔥 Was 1 of only 10 players (and the only rookie) to reach base as many as 6 times in a game in 2023... Was the 1st Sox rookie to reach base 6+ times in a game since Mo Vaughn on 9/8/91 vs. SEA.

MAKING THE CUT

In addition to baseball, one of Wilyer's passions is cutting hair. He told MassLive.com in August 2022, "In Venezuela right now, I have a barber shop. And I've learned with those guys." His shop, Activo, is located in his hometown of Maracaibo. Wilyer cuts his and his teammates' hair.

2023 Timeline

- 🔴 Appeared in 8 Grapefruit League games, slashing .286/.412/.643/1.055 (4-for-14, 5 R, 3B, HR, 4 RBI, 3 BB).
- 🔴 Began the season with Worcester on the Injured List (left hamstring strain)...Made his season debut on 4/11.
- 🔴 Hit his 1st career Triple-A HR on 4/19 at Lehigh Valley.
- 🔴 On the Injured List from 6/2-20 (right hamstring strain).
- 🔴 Recorded his 1st multi-HR game of the season on 7/8 at Syracuse (2-for-3, 2 HR).
- 🔴 Was named International League Player of the Week for 8/7-13...Hit .597 with 6 HR over the week (13-for-22, 2 2B, 16 RBI).
- 🔴 Had a season-long 12-game hitting streak from 8/8-20 (.488 AVG, 1.751 OPS, 20-for-41, 14 R, 4 2B, 8 HR, 23 RBI, 8 BB, 2 SB).
- 🔴 Hit a grand slam on 8/12 vs. Buffalo, then recorded the first 3-HR game in WooSox history on 8/13 vs. Buffalo (3-for-5, 3 R, 3 HR, 5 RBI).
- 🔴 Scored a season-high 4 runs on 8/19 vs. Scranton/Wilkes-Barre (1-for-2, HR, 3 RBI, 3 BB, 2 SB).
- 🔴 Was recalled by BOS on 8/22 and spent the remainder of the season in the majors.
- 🔴 Made his MLB debut on 8/22 at HOU...Entered the game in RF to start the bottom of the 4th inning after Alex Verdugo was ejected...Doubled in the 7th inning for his 1st career hit, then singled and scored his 1st career run in the 9th inning.
- 🔴 On 8/23 at HOU, recorded his 1st career RBI on a groundout in the 5th inning.

- 🔴 On 8/24 at HOU, went 4-for-5 with a double, HR, and 4 RBI (2 R, BB), including his 1st career HR in the 2nd inning off J.P. France.
- 🔴 His 3 XBH and 5 RBI were tied for the most ever by a Red Sox player in their first 3 career games...Also ranked T-2nd in hits (6) and times on base (8).
- 🔴 Was on the paternity list from 8/28-31.
- 🔴 Went 1-for-17 (.059) in 8 games from 8/25-9/8, then hit .362 with a .923 OPS over the final 17 games of the season (17-for-47, 6 R, 3 2B, HR, 9 RBI, 6 BB, 3 SB).
- 🔴 Went 5-for-5 with a walk on 9/10 vs. BAL (2 R, 2B, 3 RBI, BB, SB)...Was the only rookie, the only Red Sox player, and 1 of only 10 players to reach base 6+ times in a game in 2023.
- 🔴 Became the 14th MLB player since at least 1901 to record 4+ hits in 2 of their first 12 career games.

Personal

- 🔴 Full name is Wilyer David Abreu.
- 🔴 Rooted for the Rockies growing up in Venezuela, as he and former Rockies All-Star Carlos González share their hometown of Maracaibo, VZ.

In the Community

- 🔴 As part of the 2023 Red Sox Rookie Development Program, visited patients at Boston Children’s Hospital and hosted a Play Ball clinic with the Red Sox Foundation.
- 🔴 Attended Red Sox Winter Weekend in January 2024, signing autographs and posing for pictures with fans.

Wilyer Abreu’s Career Record

YEAR	CLUB	AVG	G	AB	R	H	2B	3B	HR	RBI	SH	HBP	BB	SO	SB	CS	OBP	SLG	OPS	
2017	DSL Astros Blue (R)	.286	34	119	21	34	5	1	0	16	0	4	14	29	7	4	.377	.345	.722	
2018	GCL Astros (R)	.223	41	139	22	31	11	0	0	16	2	0	18	32	8	4	.310	.302	.612	
2019	Quad Cities (A)	.270	35	122	13	33	7	2	1	6	0	2	14	29	4	5	.355	.385	.740	
	Tri-City (A-)	.229	24	70	8	16	4	0	1	7	0	0	5	16	2	3	.273	.329	.602	
2020								Did Not Play												
2021	Asheville (A+)	.268	82	287	52	77	15	1	16	50	0	5	38	99	10	11	.363	.495	.858	
2022	Corpus Christi (AA)	.249	89	329	81	82	24	0	15	54	0	4	78	108	23	1	.399	.459	.858	
	Portland (AA)	.242	40	128	25	31	5	0	4	19	0	0	36	45	8	2	.399	.375	.774	
2023	Worcester (AAA)	.274	86	299	67	82	11	1	22	65	0	1	59	74	8	1	.391	.538	.929	
	BOSTON	.316	28	76	10	24	6	0	2	14	0	0	9	23	3	1	.388	.474	.862	
	Major League Totals	.316	28	76	10	24	6	0	2	14	0	0	9	23	3	1	.388	.474	.862	
	Minor League Totals	.259	431	1493	289	386	82	5	59	233	2	16	262	432	70	31	.372	.439	.811	

TRANSACTIONS: Signed by the Houston Astros as an international free agent, 7/2/2017 (signed by Oz Ocampo, Roman Ocumarez, Tom Shafer, and Daniel Acuña); Acquired by the Boston Red Sox with INF/OF Emmanuel Valdez in exchange for C Christian Vázquez, 8/1/2022;
INJURED LIST: None

Career Fielding Record

POS	PCT.	G	GS	PO	A	E	TC	DP
OF	.997	25	19	40	2	1	43	1

Career Single-Game Highs

HITS: 5, 9/9/23 vs. BAL; **DOUBLES:** 1, 6x, last 9/26/23 vs. TOR; **HOME RUNS:** 1, 2x, last 9/24/23 vs. CWS; **RBI:** 4, 8/24/23 at HOU; **RUNS SCORED:** 2, 2x, last 9/9/23 vs. BAL; **WALKS:** 1, 9x, last 10/1/23 at BAL; **STRIKEOUTS:** 3, 9/6/23 at TB; **STOLEN BASES:** 1, 3x, last 9/16/23 at TOR; **HITTING STREAK:** 4, 9/14-G1-9/16/23; **EJECTIONS (0)**

Home Run Notes

MULTI-HOME RUN GAMES (0); LEADOFF (0); GRAND SLAMS (0); PINCH-HIT (0); EXTRA-INNING (0); GAME-ENDING (0); INSIDE-THE-PARK (0)

Major League Firsts

GAME: 8/22/23 at HOU (entered in RF, 4th inning); **HIT:** 8/22/23 at HOU off Kendall Graveman (double, 7th inning); **HOME RUN:** 8/24/23 at HOU off J.P. France (2-run, 2nd inning); **GAME-ENDING RBI:** N/A



66 BRAYAN BELLO

RHP



Bats: Right • **Throws:** Right • **Height:** 6-1 • **Weight:** 205

Opening Day Age: 24 • **MLB Service:** 1 year, 82 days

Born: 5/17/1999 in Samana, DR

Acquired: Signed as an international free agent on 7/2/2017

Contract Status: Signed through 2024

Career Highlights

- 🔥 Is in his 7th professional season, all with the Red Sox.
- 🔥 Is attending his 3rd consecutive Major League Spring Training camp.
- 🔥 Completed his 1st full MLB season in 2023 (28 starts) after making his debut in 2022 (13 games, 11 starts).
- 🔥 Recognized by the Boston Baseball Writers as the Sox' 2023 Pitcher of the Year and 2022 Rookie of the Year.
- 🔥 Began his MLB career allowing 0 HR in his first 44.1 IP, the longest homerless streak by a Red Sox to begin their career since Rick Jones in 1976 (52.0 IP) (source: Elias).
- 🔥 In 2022, became the 1st Sox pitcher to make 11+ starts in a season at 23 or younger since Eduardo Rodriguez in 2016.
- 🔥 Recalled by BOS on 7/6/22 and made his ML debut that night vs. TB (4.0 IP, 6 H, 4 R, 3 BB, 2 SO)...At 23 years, 50 days old, became the youngest Red Sox pitcher to make their debut as a starting pitcher since Henry Owens in 2015.
- 🔥 Earned his 1st ML win on 9/3/22 vs. TEX after tossing 6.0 scoreless innings (3 H, BB, 5 SO), his 1st career scoreless start...At 23 years, 109 days of age, became the youngest Red Sox starting pitcher to toss 6.0+ scoreless innings since Henry Owens in 2015 (9/27 vs. BAL, 7.2 IP).
- 🔥 Allowed 2 runs (1 ER) in 6.0 innings on 9/25/22 at NYY, and was credited with a complete game as the contest was called after the 6th inning due to rain...Became the 1st Red Sox to allow 1 or 0 ER over 6.0+ innings in their 1st career appearance at Yankee Stadium since Jon Lester in 2008.

Minor League Highlights

- 🔥 Named Red Sox Minor League Starting Pitcher of the Year by the organization in 2021 and 2022.
- 🔥 Ranked as a top 50 prospect by both *Baseball America* and MLB.com in 2022 before graduating from prospect status.
- 🔥 Entered 2020 (No. 16), 2021 (No. 20), and 2022 (No. 5) ranked by *Baseball America* as one of the Sox' top 20 prospects...Ranked by *BA* as the Sox' No. 2 prospect in their 2022 in-season rankings.
- 🔥 In *Baseball America's* 2022 Triple-A "Best Scouting Tools" survey, was voted as the International League's top pitching prospect and as having the best changeup as voted on by league managers.
- 🔥 Rated by *Baseball America* as having the best changeup in the Red Sox system entering 2020 and 2022.
- 🔥 Pitched in the 2021 SiriusXM All-Star Futures Game and was selected to the contest again in 2022 but did not pitch after making his MLB debut.
- 🔥 Named Red Sox Minor League Starting Pitcher of the Month in May 2021 with High-A Greenville and May 2022 with Double-A Portland.

LEAD THE WAY

In 2023, his first full season in the majors, Brayan led the Red Sox in starts (28), innings pitched (157.0), and wins (12), in addition to leading Sox starters in ERA (4.24) and strikeouts (132). He became the first pitcher to lead the Sox in wins, starts, and innings in an age-24 season (or younger) since Roger Clemens in 1987.

LOWEST ERA AGAINST THE YANKEES (LIVE BALL ERA)

Rk	Pitcher	ERA
1.	Brayan Bello	1.45
2.	Johnny Cueto	1.50
3.	Clayton Kershaw	1.85

Min. 5 starts vs. NYY

LOWEST ERA AT YANKEE STADIUM (2022-23)

Rk	Pitcher	ERA
1.	Alek Manoah	0.47
2.	Kevin Gausman	0.70
3.	Justin Verlander	1.35
4.	Brayan Bello	1.89

Min. 3 starts at Yankee Stadium

MOST STARTS IN A SEASON BY RED SOX PITCHERS PRIOR TO TURNING 25, 1970-2023

Rk.	Pitcher	GS	Season
1.	Dennis Eckersley	35	1978
T2.	Dennis Eckersley	33	1979
T2.	Roger Clemens	33	1986
T2.	Jon Lester	33	2008
5.	Bob Stanley	30	1979
6.	Felix Doubront	29	2012
7.	Brayan Bello	28	2023

- 🔥 Named Eastern League Player of the Week for 5/2-8/22 after tossing 7.0 hitless innings for Portland in Game 2 of a doubleheader vs. Reading on 5/5 (1 R, 0 ER, 3 BB, 5 SO).

2023 Highlights

- 🔥 Completed his 1st full MLB season.
- 🔥 Led the Red Sox in starts (28), innings pitched (157.0), and wins (12)...Led Sox starters in ERA (4.24) and strikeouts (132).
- 🔥 Became the 1st pitcher to lead the Red Sox in wins, starts, and innings since Eduardo Rodriguez in 2019... Was the 1st to do so in an age-24 season (or younger) since Roger Clemens in 1987.
- 🔥 The Red Sox went 17-11 in his 28 starts.
- 🔥 Threw at least 5.0 innings in 21 of his 28 starts, including in each of his 9 outings against AL East teams...Led the Sox in starts of 6.0+ IP (17) and 7.0+ IP (6).
- 🔥 Tossed a career-high 7.0 innings in 6 starts, tying Eduardo Rodriguez (2015) for most by a Sox starter age 24 or younger in a single season since Jon Lester's 16 in 2008.
- 🔥 In 9 starts vs. AL East teams, went 5-3 with a 3.83 ERA (23 ER/54.0 IP)...Allowed 3 ER or fewer in 8 of those 9 starts, including 2 ER or fewer in 4 of them.
- 🔥 Held right-handed hitters to a .229 AVG, .389 SLG, and .678 OPS, while left-handed hitters batted .313 with a .522 SLG and .883 OPS.
- 🔥 In 14 starts before the All-Star break, posted a 3.04 ERA, 1.19 WHIP, and .239 opponent AVG...In 14 starts after the break, recorded a 5.49 ERA, 1.49 WHIP, and .302 opponent AVG.
- 🔥 Went 9-6 with a 3.06 ERA (37 ER/109.0 IP) in 18 starts at night, but 3-5 with a 6.94 ERA (37 ER/48.0 IP) in 10 starts during the day.

BELLO'S 2023 STARTS AGAINST AL EAST TEAMS

Game	Stats
5/4 vs. TOR	W, 5.0 IP, 4 R/2 ER
6/5 vs. TOR	L, 6.0 IP, 3 R
6/11 at NYY	ND, 7.0 IP, 2 R
6/18 vs. NYY-G2	W, 8.0 IP, 2 R
8/18 at NYY	W, 6.0 IP, 1 R
9/4 at TB	W, 6.0 IP, 3 R
9/10 vs. BAL	W, 5.0 IP, 3 R
9/15 at TOR	L, 6.0 IP, 3 R
9/27 vs. TB	L, 6.0 IP, 5 R
TOTALS:	5-3, 3.83 ERA

WELCOME TO THE RIVALRY

Brayan made 2 starts against the Yankees in 2022: 9/14 at Fenway Park (5.0 IP, 3 R, 0 ER) and 9/25 at Yankee Stadium (6.0 IP, 2 R, 1 ER).

- 🔥 Became the 6th Red Sox pitcher to allow 1 or 0 ER over 5.0+ IP in multiple starts against the Yankees to begin a career. The others to do so were Tomo Ohka in 2000-01, Brian Rose in 1999, Bruce Hurst in 1981-82, Ray Culp in 1968, and Billy Rohr in 1967 (2 each).
- 🔥 Became the 17th Red Sox pitcher with 1 or 0 ER over 5.0+ IP in multiple starts against the Yankees at the age of 23 or younger. Prior to Bello, the most recent were Eduardo Rodriguez in 2015-16 (4), Brian Rose in 1999 (2), Roger Clemens in 1985-86 (2), and Dennis Eckersley in 1978 (2).

BELLO'S AL RANKINGS IN JUNE 2023

Stat	Rank
0.0 HR/9.0 IP	1st
2.14 ERA	2nd
1.2 fWAR	2nd
.172 opponent AVG	2nd
0.86 WHIP	2nd

(Among 65 pitchers to throw 20.0+ innings in June)

STARS SHINE AT NIGHT

Bello posted a 3.06 ERA in 18 night games in 2023, 5th-lowest among 41 AL pitchers who made at least 15 such starts. In 10 day games, he had a 6.94 ERA.

Rk.	Pitcher	ERA
1.	Gerrit Cole	2.29
2.	Zach Eflin	2.70
3.	Chris Bassitt	2.89
4.	J.P. France	3.04
5.	Brayan Bello	3.06

BELLO'S 2023 BY MONTH

Month	GS	ERA (ER/IP)	SO
April	3	6.57 (9 ER/12.1 IP)	14
May	5	2.67 (8 ER/27.0 IP)	27
June	5	2.14 (8 ER/33.2 IP)	26
July	4	5.48 (14 ER/23.0 IP)	15
August	6	3.34 (13 ER/35.0 IP)	25
September	5	7.62 (22 ER/26.0 IP)	26

SEPTEMBER TO REMEMBER

Bello was 2-3 with a 1.65 ERA in 5 September 2022 starts (27.1 IP, 5 ER).

🔥 Prior to Bello, the most recent Red Sox pitcher with a 1.65 ERA or lower in any month (min. 5 GS) was Chris Sale in 2017 (1.19 in April, 1.04 in July).

🔥 Faced an AL East team in 3 of his 5 September starts: 9/9 at BAL (5.1 IP, 3 ER), 9/14 vs. NYY (5.0 IP, 0 ER), and 9/25 at NYY (6.0 IP, 1 ER).

SEPTEMBER 2022 ERA LEADERS

Rk.	Pitcher	Team	ERA
1.	Alek Manoah	TOR	0.88
2.	José Quintana	STL	0.89
3.	Shohei Ohtani	LAA	1.09
4.	Dylan Cease	CWS	1.13
5.	Julio Urias	LAD	1.19
6.	Jeffrey Springs	TB	1.44
T7.	Clayton Kershaw	LAD	1.50
T7.	Adrian Sampson	CHC	1.50
9.	Brayan Bello	BOS	1.65

(Among 98 pitchers who made at least 5 starts)

Brayan Bello, Continued

2023 Timeline

- 👉 Began the season on the 15-Day IL from 3/27-4/17 with right elbow inflammation.
- 👉 Made a rehab start with Triple-A Worcester on 4/11 vs. Columbus and allowed 1 run in 6.0 IP (4 H, 4 SO, HB).
- 👉 In his season debut on 4/17 vs. LAA (Patriots Day), allowed 5 R in 2.2 IP (8 H, BB, 5 SO, HB).
- 👉 Optioned to Worcester on 4/24, but did not pitch for the WooSox before he was recalled on 4/28.
- 👉 Posted a 2.45 ERA (16 ER/58.2 IP) over 10 starts from 4/29-6/23...Prior to that span, the most recent Red Sox to post a sub-2.50 ERA in a 10-start span prior to turning 25 were Jon Lester, Aaron Sele, Roger Clemens, and Dennis Eckersley.
- 👉 Won a career-high 3 consecutive starts from 5/4-17, allowing 5 ER in 16.0 IP during that span.
- 👉 Made 3 straight starts with more than 6.0 innings and only 1 run allowed from 6/18-29...Since the start of 2020, the only other pitchers to do so at age 24 or younger are Spencer Strider (8/12-25/2023) and Alek Manoah (8/27-9/7/2022).
- 👉 Struck out 8 batters in 7.0 innings on 6/18 at NYY-G2 (4 H, R, 3 BB), setting a career high that he would surpass on 9/15 at TOR (10 SO).
- 👉 Took a no-hitter into the 8th inning on 6/29 vs. MIA...Allowed 2 hits in the 8th before exiting; 1 of the runners later scored (7.0 IP, 2 H, R, BB, 5 SO).
- 👉 During June, posted a 2.14 ERA (8 ER/33.2 IP) in 5 starts...Prior to Bello, the last Red Sox under the age of 25 to allow 0 HR and post an ERA that low over a 5-start span was Roger Clemens in 1986.
- 👉 Recorded a career-best 7 consecutive quality starts from 6/5-7/14 (4-1, 2.51 ERA, 13 ER/46.2 IP)...Was the 1st Red Sox pitcher to do so prior to turning 25 since Eduardo Rodriguez in 2017 (also 7, 4/23-5/26/17).
- 👉 Allowed 3+ runs in each of his first 4 starts after the All-Star break, from 7/14-8/1 (6.55 ERA), then allowed 1 or 2 runs in each of his next 5 starts from 8/7-29 (2.79 ERA).
- 👉 Recorded his 1st career 10-strikeout game on 9/15 at TOR (6.0 IP, 4 H, 3 R, BB, 10 SO).

WORKING WITH THE GOAT

In 2022 and 2023, Brayan worked with Hall of Famer and former Red Sox pitcher Pedro Martinez in the Dominican Republic. During their time together in '22, the MLB Network analyst tweeted images with the caption, "Putting in the work this off season with up and coming @redsox pitcher @Brayan_Bello99 ... Good stuff is in the works Boston!"

PAYING IT FORWARD

During the 2023 All-Star break, Brayan visited the Red Sox' academy in the Dominican Republic to maintain his throwing program, taking time along his stay to speak with Red Sox players at the academy. Bello told The Athletic: "When I got up there to talk to them, my mind wanted to give them motivation and speak from my experience of — this is what happened when I was here like you guys, this is what happened when I got called up and what life is like in America, and little tips they can use as they move forward."

Personal

- 👉 Name is pronounced "Brian" "BAY-oh".
- 👉 Hobbies include fishing, playing video games, and watching anime series.

In the Community

- 👉 As part of the 2023 Red Sox Rookie Development Program, visited patients at Boston Children's Hospital and hosted a Play Ball clinic with the Red Sox Foundation.
- 👉 Attended Red Sox Winter Weekend in January 2024, signing autographs, posing for pictures with fans, and taking part in panel discussions.

Brayan Bello's Career Record

YEAR	CLUB	W-L	ERA	G	GS	SV	IP	H	R	ER	HR	HB	BB	SO	SO/9	WHIP	AVG
2018	DSL Red Sox1 (R)	1-0	0.00	1	0	0	3.0	2	0	0	0	0	0	6	18.00	0.67	.182
	DSL Red Sox2 (R)	6-2	1.68	13	13	0	64.1	37	16	12	0	2	10	68	9.51	0.73	.162
2019	Greenville (A)	5-10	5.43	25	25	0	117.2	135	77	71	9	9	38	119	9.10	1.47	.286
2021	Greenville (A+)	5-0	2.27	6	6	0	31.2	25	10	8	3	0	7	45	12.79	1.01	.217
	Portland (AA)	2-3	4.66	15	15	0	63.2	66	34	33	5	4	24	87	12.30	1.41	.248
2022	Portland (AA)	4-2	1.69	7	7	0	37.1	18	8	7	3	0	12	48	11.57	0.80	.140
	Worcester (AAA)	6-2	2.76	11	10	0	58.2	46	18	18	3	0	24	81	12.42	1.19	.215
	BOSTON	2-8	4.71	13	11	0	57.1	75	34	30	1	2	27	55	8.63	1.78	.315
2023	Worcester (AAA)	0-0	1.50	1	1	0	6.0	4	1	1	1	1	0	4	6.00	0.67	.190
	BOSTON	12-11	4.24	28	28	0	157.0	165	77	74	24	6	45	132	7.57	1.34	.270
Major League Totals		14-19	4.37	41	39	0	214.1	240	111	104	25	8	72	187	7.85	1.46	.283
Minor League Totals		29-19	3.53	79	77	0	382.1	333	164	150	24	16	115	458	10.78	1.17	.231

TRANSACTIONS: Signed by the Boston Red Sox as an international free agent, 7/2/2017 (signed by Manny Nanita, Todd Claus, and Rolando Pino); **INJURED LIST:** Left groin strain, 8/4-23/2022; Right elbow inflammation, 3/27-4/16/2023

Career Single-Game Highs

INNINGS: 7.0, 6x, last 9/24/23 at HOU; **STRIKEOUTS:** 10, 9/15/23 at TOR; **HITS:** 10, 10/1/22 at TOR; **RUNS:** 8, 9/20/23 at TEX; **WALKS:** 5, 5/17/23 vs. SEA; **HOME RUNS:** 3, 7/19/23 at OAK; **SCORELESS INNINGS STREAK:** 11.0, 2x, last 6/23-29/23; **EJECTIONS (0)**

Major League Firsts

APPEARANCE: 7/6/22 vs. TB (4.0 IP, start); **STRIKEOUT:** 7/6/22 vs. TB (Francisco Mejia, swinging); **WIN:** 9/3/22 vs. TEX (6.0 IP, start); **SAVE:** N/A

83 BRENNAN BERNARDINO

LHP



Bats: Left • **Throws:** Left • **Height:** 6-4 • **Weight:** 207

Opening Day Age: 32 • **MLB Service:** 153 days

Born: 1/15/1992 in Valencia, CA

Acquired: Claimed off waivers from the Seattle Mariners on 4/16/2023

Contract Status: Signed through 2024

Career Highlights

- 🔥 Is in his 11th professional season, his 1st full season in the Red Sox organization.
- 🔥 Originally selected by the Reds in the 26th round of the 2014 First-Year Player Draft (No. 785 overall).
- 🔥 Made his ML debut with SEA in 2022.
- 🔥 Was claimed off waivers from SEA on 4/16/23 and made 55 appearances for the Red Sox, posting a 3.20 ERA (18 ER/50.2 IP) with 58 SO.
- 🔥 Received the 2023 Unsung Hero Award from the Boston Baseball Writers...That season, ranked 2nd on the Sox in appearances (55) and 3rd in ERA (3.20)...41 of his 55 outings were scoreless.
- 🔥 Named a 2022 Mexican League Mid-Season All-Star.
- 🔥 Earned 2021-22 Mexican Pacific Winter League Finals MVP, starting Game 7 of the series and allowing 1 run in 8.0 innings to lead Charros de Jalisco to the title.
- 🔥 Pitched for the Scottsdale Scorpions of the Arizona Fall League in 2017 and was named an AFL Rising Star.

2023 Highlights

- 🔥 Completed his 1st season with the Red Sox after being claimed off waivers from SEA on 4/16...Spent 3 stints with BOS, remaining in the Majors from 6/3 through the end of the season.
- 🔥 Ranked 2nd on the Red Sox in appearances (55) and 3rd in ERA (3.20, min. 10.0 IP)...41 of his 55 outings were scoreless.
- 🔥 Allowed 5 ER in 1.0 IP on 9/14 vs. NYY-G2, but posted a 2.36 ERA in his other 54 outings (13 ER/49.2 IP).
- 🔥 Stranded 26 of his 30 inherited runners (86.7%), including each of his final 20 (beginning 6/12)...That was MLB's 3rd-best rate among the 50 pitchers who inherited at least 30 runners.
- 🔥 Made 6 starts, the 1st of his career, posting a 2.00 ERA (2 ER/9.0 IP) with 14 SO.
- 🔥 Posted a 1.80 ERA with a 0.96 WHIP on the road (5 ER/25.0 IP), compared to a 4.56 ERA and 1.64 WHIP at home (13 ER/25.2 IP)...His road ERA ranked 10th among AL pitchers (min. 25.0 IP).
- 🔥 Held LHH to a .169 AVG/.238 OBP/.221 SLG/.459 OPS (13-for-77, 0 HR, 3 BB, 23 SO) and RHH to a .304 AVG/.394 OBP/.478 SLG/.872 OPS (35-for-115, 4 HR, 15 BB, 35 SO).
- 🔥 Pitched a career-high-tying 2.0 innings 4 times, each of which was scoreless (4/24 at BAL, 6/3 vs. TB-G2, 7/7 vs. OAK, 7/17 at OAK).
- 🔥 Ranked in MLB's 75th percentile or better in hard-hit rate (87th), ground ball rate (81st), and strikeout rate (75th).

HIGHEST % OF INHERITED RUNNERS STRANDED, 2023

Rk.	Pitcher	IRS%
1.	Nick Sandlin (CLE)	89.5
2.	Andrew Nardi (MIA)	87.5
3.	Brennan Bernardino (BOS)	86.7

Min. 30 inherited runners

BERNIE'S JOURNEY

- 🔥 (2011) Cut from his first junior college.
- 🔥 (2012) Transferred to Los Angeles Mission College and pitched for one season.
- 🔥 (2013) Transferred to California State University, Dominguez Hills and redshirted due to injury...He and his wife, LaCandance, gave birth to their son, Jaylen.
- 🔥 (2014) Posted a 1.59 ERA for Cal State, Dominguez Hills as a redshirt junior and was selected by CIN in the 26th round of the June Draft (No. 785 overall).
- 🔥 (Winter 2017-18) Pitched for Naranjeros de Hermosillo in the Mexican Pacific Winter League.
- 🔥 (July 2018) Released by the Reds and pitched for the Winnipeg Goldeyes of the American Association.
- 🔥 (Winter 2018-19) Pitched for Tigres de Aragua in the Venezuelan Winter League.
- 🔥 (February 2019) While living in Phoenix and driving for Lyft, traveled door-to-door between Cactus League facilities and attempted to set up 1-on-1 meetings with farm directors...Was signed by CLE as a minor league free agent.
- 🔥 (May 2019) Contract sold to the Toros de Tijuana of the Mexican League.
- 🔥 (2019-22) Pitched in Mexico for Tijuana during summer and for Charros de Jalisco during winter.
- 🔥 (Summer 2022) Signed by SEA as a minor league free agent in June and made his Major League debut on 7/21 at HOU at the age of 30.
- 🔥 His sinker had a run value of 12, the highest rated pitch of any BOS pitcher in 2023, according to Statcast.
- 🔥 Also pitched in 5 Triple-A games for Tacoma (2 G) and Worcester (3 G).

Brennan Bernardino

Brennan Bernardino, Continued

2023 Timeline

- 🔥 Made 3 appearances for SEA in Spring Training.
- 🔥 Began the season with Triple-A Tacoma, making relief appearances on 4/2 and 4/8 (6.0 IP, 13 H, 11 R, 8 ER).
- 🔥 Designated for assignment on 4/12 and claimed off waivers by the Red Sox on 4/16.
- 🔥 Made 1 appearance for Worcester on 4/21 at Lehigh Valley, allowing no hits or runs over 2.0 IP (HB, 2 SO).
- 🔥 Was recalled by BOS on 4/24...Allowed 0 ER through his first 6 outings from 4/24-5/4 (7.0 IP, 6 H, R, BB, 5 SO).
- 🔥 Recorded his 1st career win on 4/29 vs. CLE.
- 🔥 Optioned to Worcester on 5/16...Made 1 appearance for the WooSox, picking up the win on 5/18 vs. Lehigh Valley.
- 🔥 Recalled by BOS on 5/22...Pitched a scoreless frame on 5/26 at ARI (1.0 IP, BB, SO) before being optioned to Worcester on 5/27.
- 🔥 Recalled by BOS for a 3rd time on 6/3 and spent the rest of the season with the Red Sox.
- 🔥 Allowed 1 ER over 10.2 IP in June (10 G), posting a 0.84 ERA and a .176 opponent AVG.
- 🔥 From 6/1-8/31, allowed just 7 ER over 29.0 IP (31 G, 6 GS)...His 2.17 ERA ranked 14th in the AL over that span (min. 25.0 IP).
- 🔥 Made his 1st career start on 7/4 vs. TEX (1.1 IP, H, R, 2 SO)...Made 6 starts between 7/4-8/6, with the Sox going 3-3 in those games (9.0 IP, 2 ER, 7 H, 3 HB, 2 BB, 14 SO).
- 🔥 Beginning 8/13, 17 of his final 19 outings of the season were scoreless.
- 🔥 From 8/13-9/6, went 10 straight appearances without allowing a run (6.0 IP)...Was his longest scoreless streak by games and tied for longest by innings (also 5/26-6/8).

BERNARDINO'S 2023 RANKINGS VS. LEFT-HANDED BATTERS

Stat	AL	MLB
.169 AVG	8th	22nd
.238 OBP	3rd	13th
.221 SLG	5th	8th
7.7 SO/BB	T-3rd	7th

Min. 75 LHH faced

- 🔥 Placed on the COVID-19 Related IL on 8/27 and missed 6 games before being reinstated on 9/3.
- 🔥 His final 6 relief outings of the season were scoreless, from 9/16-10/1 (4.2 IP, 2 H, 4 SO, HB).

Personal

- 🔥 Full name is Brennan Allen Bernardino.
- 🔥 Pitched at Los Angeles Mission College (2012) and California State University, Dominguez Hills (2013-14).
- 🔥 His sister, Lelani, played softball at the University of Memphis and earned 2009 All-Conference USA Freshman Team and 2010 Second Team All-Conference USA honors.

In the Community

- 🔥 Took part in the Red Sox Holiday Caravan in December 2023, visiting Beth Israel Deaconess Medical Center, Boston Children's Hospital, The Jimmy Fund Clinic, Greater Boston Food Bank, West End House Boys & Girls Club, and The BASE.
- 🔥 Attended Red Sox Winter Weekend in January 2024, signing autographs and posing for pictures with fans.

Brennan Bernardino's Career Record

YEAR	CLUB	W-L	ERA	G	GS	SV	IP	H	R	ER	HR	HB	BB	SO	SO/9	WHIP	AVG
2014	Billings (R)	1-1	1.01	22	0	9	26.2	17	4	3	0	1	9	31	10.46	0.98	.177
2015	Dayton (A)	2-3	3.64	37	0	3	54.1	64	30	22	0	5	21	49	8.12	1.56	.299
	Louisville (AAA)	0-0	6.75	2	0	0	1.1	3	1	1	0	0	0	0	0.00	2.25	.500
2016	Daytona (A+)	5-3	3.71	50	0	1	60.2	62	25	25	5	7	25	61	9.05	1.43	.270
2017	Pensacola (AA)	2-4	4.46	38	0	0	40.1	42	22	20	5	3	19	42	9.37	1.51	.275
2018	Pensacola (AA)	1-0	6.30	21	0	2	20.2	22	18	14	2	1	7	24	10.80	1.45	.289
	Winnipeg (Ind.)	2-3	3.18	6	5	0	34.0	30	13	12	3	3	7	16	4.24	1.09	.234
2019	Lynchburg (A+)	1-1	5.14	3	0	0	7.0	9	5	4	0	1	4	5	6.43	1.86	.321
	Akron (AA)	0-0	4.15	2	0	0	4.1	4	2	2	1	1	1	3	6.23	1.15	.235
	Tijuana (AAA)	2-1	2.94	33	2	0	33.2	26	11	11	3	4	9	39	10.43	1.04	.213
2020							Did Not Play										
2021	Tijuana (Ind.)	0-1	5.63	17	3	0	24.0	27	15	15	6	1	12	27	10.13	1.63	.290
2022	Tijuana (Ind.)	5-0	3.07	9	9	2	44.0	43	17	15	5	6	16	49	10.02	1.34	.259
	Tacoma (AAA)	2-0	2.20	23	0	2	32.2	18	10	8	1	3	10	35	9.64	0.86	.161
	SEATTLE	0-1	3.86	2	0	0	2.1	3	3	1	0	0	2	0	0.00	2.14	.300
2023	Tacoma (AAA)	0-0	12.00	2	0	0	6.0	13	11	8	2	1	1	11	16.50	2.33	.406
	Worcester (AAA)	1-0	1.80	3	0	0	5.0	3	2	1	0	1	3	6	10.80	1.20	.167
	BOSTON	2-1	3.20	55	6	0	50.2	48	19	18	4	6	18	58	10.30	1.30	.250
	Major League Totals	2-2	3.23	57	6	0	53.0	51	22	19	4	6	20	58	9.85	1.34	.252
	Minor League Totals	17-13	3.67	236	2	17	292.0	283	141	119	19	28	109	306	9.43	1.34	.256
	Red Sox Totals	2-1	3.20	55	6	0	50.2	48	19	18	4	6	18	58	10.30	1.30	.250
	Independent Lg. Totals	7-4	3.71	32	17	2	102.0	100	45	42	14	10	35	92	8.12	1.32	.258

TRANSACTIONS: Signed by the Cincinnati Reds as a 26th-round selection in the 2014 First-Year Player Draft (signed by Rex De la Nuez); Signed by the Cleveland Indians as a minor league free agent, 2/27/2019; Signed by the Seattle Mariners as a minor league free agent, 6/27/2022; Claimed off waivers by the Boston Red Sox, 4/16/2023; **INJURED LIST:** COVID-19 Related Injured List, 8/27-9/2/2023

Career Single-Game Highs

INNINGS: 2.0, 5x, last 7/17/23 at OAK; **STRIKEOUTS:** 4, 6/3/23 vs. TB-G2; **HITS:** 5, 9/14/23 vs. NYY-G2; **RUNS:** 5, 9/14/23 vs. NYY-G2; **WALKS:** 2, 2x, last 9/14/23 vs. NYY-G2; **HOME RUNS:** 1, 4x, last 9/14/23 vs. NYY-G2; **SCORELESS INNINGS STREAK:** 6.0, 2x, last 8/13-9/6/23; **EJECTIONS (0)**

Major League Firsts

APPEARANCE: 7/31/22 at HOU (0.1 IP, entered to start 10th inning); **STRIKEOUT:** 4/26/23 at BAL (Gunnar Henderson, looking); **WIN:** 4/29/23 vs. CLE (1.0 IP); **SAVE:** N/A

44 ISAIAH CAMPBELL

RHP



Bats: Right • **Throws:** Right • **Height:** 6-4 • **Weight:** 270
Opening Day Age: 26 • **MLB Service:** 86 days
Born: 8/15/1997 in Angra do Heroísmo, Portugal
Acquired: From the Seattle Mariners in exchange for INF Luis Urías on 11/7/2023
Contract Status: Signed through 2024

Career Highlights

- Is in his 1st season with the Red Sox organization after being acquired from SEA on 11/7/23.
- Selected by SEA in the Competitive Balance Round B of the 2019 First-Year Player Draft (No. 76 overall) out of the University of Arkansas, where he earned a degree in criminal justice.
- Made his big league debut in 2023, when he became only the 2nd player in MLB history born in Portugal.
- Transitioned to a full-time reliever during 2022...That year, was named a Northwest League Post-Season All-Star and was tabbed an MiLB.com Organization All-Star.
- Earned the Mariners' 2021 Dan Wilson Minor League Community Service Award and the 2022 Dominate the Zone Pitcher Award.

2023 Highlights

- Made his MLB debut, appearing in 27 games over 2 stints with SEA despite having never previously pitched above the Double-A level.
- Was 1 of 8 rookies to make at least 25 appearances and post an ERA below 3.00 (2.83).
- In the majors, struck out 45.8% of his lefties faced... Held LHH to a .163 AVG/.483 OPS (7-for-43, 1 XBH) and RHH to a .242 AVG/.704 OPS (15-for-62, 5 XBH).
- In 23 games with Triple-A Arkansas, went 6-0 with a 2.63 ERA (7 ER/24.0 IP)...Allowed 0 runs in his final 7 outings (7.0 IP, beginning 6/13) and 0 hits in his final 6 games (6.0 IP, 0-for-18, beginning 6/20).

2023 Timeline

- Began the season with Arkansas...Pitched in only 2 games before going on the injured list from 4/18-26 with right elbow inflammation.
- Reinstated from the IL on 4/27 and posted a 3.38 ERA (3 ER/8.0 IP) in his next 7 outings (5/3-20)...Allowed 0 ER in 13 of his remaining 14 games with Arkansas (beginning 5/24), including 0 hits in 11 of those 14.
- Recalled by SEA on 7/6 and made his MLB debut the following day (7/7 at HOU)...Threw a scoreless 8th inning (1 SO) in a 10-1 win.
- Optioned to Arkansas on 7/19...Recalled on 7/22 and spent the rest of the season in the majors.
- Allowed 0 runs in his first 5 outings with SEA from 7/7-23 (5.0 IP, 2 H, 2 BB, 6 SO).
- In his final 5 games of the season (beginning 9/18), allowed 0 runs and 1 hit in 5.2 IP (1-for-18, 3 BB, 6 SO).
- Recorded his 1st career save in SEA's final game of the season (10/1 vs. TEX)...Threw a scoreless 9th inning.

CAMPBELL'S 2023 RANKINGS WITH HIS SLIDER (MIN. 50 PA)

In 2023, Campbell held MLB hitters to a .137 AVG with his slider (7-for-51, 17 SO, 1 XBH). Below are his MLB rankings among the 225 pitchers with 50+ PA ending with a slider:

Stat	MLB Rank
.155 wOBA	3rd
.157 SLG	T-5th
.137 AVG	16th

Source: Baseball Savant

CAMPBELL BECOMES SECOND PLAYER IN MLB HISTORY BORN IN PORTUGAL

When Isaiah was born, his father, Parry, was stationed with the Air Force in Portugal. He was transferred to Ramstein Air Force Base in Germany a year later, then to Incirlik Air Base in Turkey. The family moved to Olathe, Kansas, where Isaiah was raised.

When Campbell made his debut with the Mariners in 2023, he became just the 2nd player in MLB history born in Portugal. The other was C/OF Frank Thompson, who played in 12 games in 1875 (11 for the Washington Nationals and 1 for the Brooklyn Atlantics.)

CAMPBELL'S JOURNEY

Campbell missed most of 2017 and all of 2019 due to a right elbow injury; missed the 2020 season due to the COVID-19 pandemic; underwent season-ending right elbow surgery in 2021; and was transitioned to the bullpen in April 2022. He then was named a 2022 Northwest League Post-Season All-Star before making his MLB debut in 2023.

During Spring Training in 2022, Campbell told MLB.com: "We take it for granted sometimes. And when you really miss a couple seasons, and you're at home with your parents hanging out, you're in the middle of June, July, and you're like, 'Wow, I really want to be out there playing baseball.' I mean, we get to have fun doing our job."

Isaiah Campbell, Continued

Personal

- 🔥 Full name is Isaiah Lyn Campbell.
- 🔥 Earned a degree in criminal justice from the University of Arkansas in 2020...In 4 seasons, went 20-9 with a 3.15 ERA (77 ER/220.1 IP) in 50 games (41 starts).
- 🔥 Was originally selected by the Angels in the 24th round of the 2018 First-Year Player Draft but elected to stay at Arkansas for his senior season.
- 🔥 Graduated from South High School (Olathe, KS) with a 4.125 GPA...Was a member of the National Honor Society.

SERVING THE COMMUNITY

During the 2020 COVID-19 pandemic, Campbell assisted with a literacy program with former Mariner Dan Wilson, reading to children with reading disabilities through Zoom while in-person restrictions were in place.

"His passion for the program was evident and everyone involved benefited from his involvement," Wilson said at the time. "Whether it is on the field or off of the field, Isaiah continues to lead the way with setting a standard for what it means to be a Mariner."

In the Community

- 🔥 Earned the Mariners' 2021 Dan Wilson Minor League Community Service Award for his effort in the Everett community during the season, as well as his participation in a 2020 literacy program (see box on right).
- 🔥 In 2023, visited Washington Elementary School (Olathe, KS), where his sister, Taylor, works as a special education teacher...Played with children and read to kindergartners during his visit.
- 🔥 Participated in the Red Sox Rookie Development Program in January 2024...The program included an RBI clinic with the Red Sox Foundation, and a visit to Boston Children's Hospital.
- 🔥 Attended Red Sox Winter Weekend in January 2024, signing autographs and posing for pictures with fans.

2024
Red Sox

Isaiah Campbell's Career Record

YEAR	CLUB	W-L	ERA	G	GS	SV	IP	H	R	ER	HR	HB	BB	SO	SO/9	WHIP	AVG
2021	Everett (A+)	3-1	2.33	5	0	0	19.1	13	7	5	2	2	6	20	9.31	0.98	.194
2022	Everett (A+)	1-0	0.82	19	4	10	33.0	18	4	3	2	0	10	35	9.55	0.85	.159
	Arkansas (AA)	0-4	3.46	14	0	1	13.0	13	6	5	2	0	2	24	16.62	1.15	.250
2023	Arkansas (AA)	6-0	2.63	23	0	5	24.0	18	9	7	2	0	7	27	10.13	1.04	.205
	SEATTLE	4-1	2.83	27	0	1	28.2	22	9	9	2	1	13	33	10.36	1.22	.210
	Major League Totals	4-1	2.83	27	0	1	28.2	22	9	9	2	1	13	33	10.36	1.22	.210
	Minor League Totals	10-5	2.01	61	4	16	89.1	62	26	20	8	2	25	106	10.68	0.97	.194

TRANSACTIONS: Selected by the Los Angeles Angels as a 24th-round selection in the 2018 First-Year Player Draft (did not sign); Signed by the Seattle Mariners as a 2nd-round selection in the 2019 First-Year Player Draft (signed by Ben Collman); Acquired by the Boston Red Sox in exchange for INF Luis Urias, 11/16/23; **INJURED LIST:** None

Career Single-Game Highs

INNINGS: 1.2, 4x, last 9/22/23 at TEX; **STRIKEOUTS:** 3, 2x, last 9/7/23 at TB; **HITS:** 4, 8/22/23 at CWS; **RUNS:** 2, 2x, last 9/16/23 vs. LAD; **WALKS:** 2, 7/25/23 at MIN; **HOME RUNS:** 1, 2x, last 9/8/23 at TB; **SCORELESS INNINGS STREAK:** 6.0, 8/25-9/7/23; **EJECTIONS (0)**

Major League Firsts

APPEARANCE: 7/7/23 at HOU (1.0 IP, entered to start the 8th inning); **STRIKEOUT:** 7/7/23 at HOU (Jake Meyers, swinging); **WIN:** 7/22/23 vs. TOR (0.1 IP); **SAVE:** 10/1/23 vs. TEX (1.0 IP)

36 TRISTON CASAS

1B



Bats: Left • **Throws:** Right • **Height:** 6-5 • **Weight:** 250

Opening Day Age: 24 • **MLB Service:** 1 year, 32 days

Born: 1/15/2000 in Miami, FL

Acquired: Selected in the 1st round of the 2018 First-Year Player Draft

Contract Status: Signed through 2024

The Rundown

- Is in his 7th professional season, his 2nd full season since making his ML debut in September 2022.
- Completed his 1st full season in the majors in 2023, finishing 3rd in 2023 AL Rookie of the Year voting.
- Named 2023 Red Sox Rookie of the Year by the Boston Baseball Writers.
- Only 2 players in Red Sox history have hit at least 25 HR and posted an OBP higher than Triston's .365 mark prior to turning 24 years old: Ted Williams (.476) and Carl Yastrzemski (.366).
- In 2023, became the 1st qualified Red Sox rookie to lead the team in OPS since Fred Lynn in 1975 and the 4th rookie to lead the Sox in walks, joining Joe Foy (1966), Ted Williams (1939), and Marv Olson (1932) (source: Elias).
- Made his ML debut on 9/4/22 at only 22 years and 232 days old...Became the youngest Red Sox to play 1B in more than 50 years (Cecil Cooper in September 1971).
- In 2021, played in the Tokyo Olympic Games and earned a spot on the All-Olympic Team after helping Team USA win a Silver Medal...Led the Olympic field in HR (3) and RBI (8).

Additional Career Highlights

- His 1st career HR at Fenway Park came on 9/13/22 against the Yankees, a 2-run HR over the Green Monster off Gerrit Cole in the 2nd inning, his 1st career plate appearance vs. NYY.
- Ranked by *Baseball America* as a top 100 prospect entering 2020 (No. 70), 2021 (No. 47), 2022 (No. 19), and 2023 (No. 29)...Also ranked as a top-5 Red Sox prospect entering 2019 (No. 5), 2020 (No. 1), 2021 (No. 1), 2022 (No. 2), and 2023 (No. 2).
- Began 2023 Ranked by MLB.com as baseball's No. 1 first base prospect.
- Has been rated by *Baseball America* as the Sox' best defensive infielder (2020), best hitter for average (2021), and as having the best strike-zone discipline (2020-21, '23).
- Rated in 2022 as the International League's best defensive 1st baseman in *Baseball America's* Triple-A "Best Scouting Tools" survey, as voted by league managers.
- Underwent successful ulnar collateral ligament repair surgery on his right thumb on 6/28/18 after being selected by the Sox in the First-Year Player Draft.
- In 2019, named Red Sox Minor League Offensive Player of the Year, tabbed Minor League Player of the Year by the Boston Baseball Writers, and named a 2019 South Atlantic League mid-season and year-end All-Star...Became the 1st Sox minor leaguer with 20+ HR in a season—all before turning 20 years old—since Xander Bogaerts in 2012.

QUALIFIED RED SOX ROOKIES TO LEAD THE TEAM IN OPS

Player	Year	PA	OPS
Triston Casas	2023	502	.856
Fred Lynn	1975	605	.967
Carlton Fisk	1972	514	.909
Walt Dropo	1950	609	.961
Doug Taitt	1928	536	.785
Ike Boone	1924	545	.900

TRISTON'S 2023 BY DATE

Stat	3/30-6/12	6/13-End
Games	59	73
AVG	.197 (36-183)	.313 (77-246)
OBP	.317	.405
SLG	.366	.581
OPS	.683	.986
XBH	16	31
HR	7	17

TED AND TRISTON

Triston recorded his 25th career HR on 8/17/23 at WSH and his 75th career walk on 8/21/23 at HOU. He joined Ted Williams as the only Red Sox ever to record at least 25 HR and 75 walks in 140 games or fewer, and became the first Major Leaguer to do that since Juan Soto in 2018-19.

Through his 150th career game on 9/4/23 at TB, Triston had 27 HR and a .365 OBP. He became the 43rd player to appear in 150 games for the Red Sox before turning 24 years old, but he joined Ted Williams as the only two to record at least 25 HR and a .350 OBP in those 150 games.

- Was added to the Red Sox' 60-man Club Player Pool on 8/20/20 and spent the remainder of the season at the Alternate Training Site.
- Led Double-A Northeast in OBP (.395) in 2021...Tabbed the league's Player of the Week for 8/30-9/5 and named to the MLB Pipeline Prospect Team of the Week for 5/10-16 and 8/30-9/5.
- Named an Arizona Fall League Rising Star with Scottsdale in 2021...In a poll of scouts conducted by *The Athletic*, ranked as the No. 2 prospect in the AFL.
- Played 3 games for Lacey in the Dominican Professional Baseball League following the 2022 season.

Triston Casas, Continued

TRISTON'S 2023 SPLITS		
Split	HR	OPS
Home	10	.890
Road	14	.821
Day	10	.867
Night	14	.850
vs. LHP	4	.817
vs. RHP	20	.865
Bases empty	12	.902
Runners on	12	.808
0 outs	8	.858
1 out	8	.877
2 outs	8	.834

TRISTON'S RANKINGS AMONG 2023 ROOKIES		
Stat	AL	MLB
.367 OBP	*3rd	*4th
.490 SLG	*4th	*7th
.856 OPS	*2nd	*5th
24 HR	2nd	4th
65 RBI	4th	8th
66 R	4th	9th
70 BB	2nd	2nd
47 XBH	5th	8th
210 TB	4th	8th

**Among qualifiers*

2023 Highlights

- 👉 Made his 1st career Opening Day roster.
- 👉 Started 115 games at 1B and 2 as the DH.
- 👉 Led the Red Sox in walks (70), OBP (.367), and OPS (.856), and ranked 2nd in HR (24).
- 👉 Ranked among the AL's top 10 in OBP (7th), SLG (10th, .490), and OPS (T-5th).
- 👉 Finished 3rd in AL Rookie of the Year voting...Ranked among qualified AL rookie leaders in OBP (3rd), SLG (4th), OPS (2nd), HR (2nd), RBI (4th, 65), runs (4th, 66), and walks (2nd).
- 👉 Led BOS in average HR distance (405 feet) (min. 3 HR).
- 👉 Ranked in MLB's 75th percentile or higher in xwOBA (92nd, .371), walk rate (93rd, 13.9%), xSLG (89th, .500), barrel rate (86th, 13.1%), chase rate (86th, 22.1%), hard-hit rate (80th, 46.6%), and average exit velocity (77th, 91.1%).
- 👉 Had a 1.034 OPS after the All-Star break.
- 👉 In 42 Interleague games, hit 12 HR with a 1.041 OPS (43-for-135, .319 AVG).
- 👉 Became the 1st qualified Red Sox rookie to lead the team in OPS since Fred Lynn in 1975 (see table on previous page)...His .856 OPS was the highest by a qualified Boston rookie since Nomar Garciaparra (.875) in 1997.
- 👉 Became only the 4th rookie to lead the Sox in walks, joining Joe Foy (91 in 1966), Ted Williams (105 in 1939), and Marv Olson (61 in 1932) (source: Elias).
- 👉 Became the 9th Red Sox player to reach 25 HR in 135 games or fewer, but only the 3rd to do so at the age of 23 or younger: Ted Williams (1939) and Tony Conigliaro (1964, '65).

2023 Timeline

- 👉 Posted a 1.013 OPS in 20 Grapefruit League games (19-for-57, 5 2B, 4 HR).
- 👉 Made his 1st career Opening Day roster...Was the first Red Sox player to start Opening Day at 1B at the age of 23 or younger since George Scott in 1967.
- 👉 Reached base safely in 23 consecutive games from 4/13-5/14 (.389 OBP, 15-for-69, 2 2B, 3 HR, 20 BB).
- 👉 On 5/10 at ATL, hit a 442-foot 2-run HR in the 9th inning, the longest HR of his career.
- 👉 Was batting .197 with a .683 OPS through 6/12.
- 👉 Was named AL Rookie of the Month for July (see box on right).
- 👉 Scored a run in a career-long 7 consecutive games from 7/6-17 (8 runs total).

MOST HOME RUNS BY RED SOX IN A ROOKIE SEASON		
Rk.	Player (Season)	HR
1.	Walt Dropo (1950)	34
2.	Ted Williams (1939)	31
3.	Nomar Garciaparra (1997)	30
T4.	George Scott (1966)	27
T4.	Norm Zauchin (1955)	27
6.	Bobby Dalbec (2021)	25
T7.	Triston Casas (2023)	24
T7.	Tony Conigliaro (1964)	24

CASAS DRAWS 14-PITCH WALK

On 4/13/23 at TB, Casas drew a 14-pitch walk in the 4th inning. Prior to him, the last Red Sox player to face that many pitches and draw a walk in a road game was Alex Cora on 4/27/06 at CLE (15 pitches). The last Red Sox player to do that in any game was Bobby Dalbec on 4/19/21 vs. CWS (14 pitches).

THE FRIENDLY CONFINES

From 7/14-16/23, Casas homered in each of the Red Sox' 3 games at Wrigley Field. The only other Red Sox ever to homer in 3 consecutive games at the age of 23 years and 182 days (or younger) are Rafael Devers, Babe Ruth, Ted Williams, Carl Yastrzemski, Bobby Doerr, Rico Petrocelli, and Jim Tabor.

CASAS NAMED ROOKIE OF THE MONTH

- 👉 Triston was named AL Rookie of the Month for July 2023 after batting .348 with a 1.199 OPS during the month (23-for-66, 4 2B, 7 HR, 13 RBI, 11 BB).
- 👉 In July, led MLB rookies in SLG (.758), OPS, XBH (12), and total bases (50), and ranked 2nd in AVG, OBP (.442), and HR.
- 👉 The only other Red Sox player to post an OPS that high in any calendar month (min. 50 PA) before turning 24 was Ted Williams (8 times, 1939-42)...The last players on any team to do so were Vladimir Guerrero Jr. (June '21), Fernando Tatis Jr. (May '21), Ronald Acuña Jr. (August '20), and Juan Soto (August '20).

- 🔥 In 25 games from 7/14-8/11, hit .342 with 10 HR and a 1.201 OPS...The only other Red Sox to hit 10+ HR with a 1.200+ OPS over a 25-game span at the age of 23 or younger are Ted Williams, Tony Conigliaro, and Mookie Betts.
- 🔥 Hit 7 HR in his first 12 games out of the All-Star break (7/14-28)...The only other Red Sox to hit 7+ HR in a 12-game span at the age of 23 or younger are Ted Williams, Tony Conigliaro, Mookie Betts, George Scott, and Ellis Burks.
- 🔥 Homered in all 3 games at Wrigley Field from 7/14-16...Hit his 1st career pinch-hit HR on 7/16 (2-run HR).
- 🔥 Recorded his 1st multi-HR game on 7/22 vs. NYM-G2, hitting a pair of 400+ ft HR off Max Scherzer...At 23 years, 188 days, was the youngest Red Sox 1B with a multi-HR game since George Scott in 1967 (23 years, 146 days).
- 🔥 On 8/17 at WSH, hit a solo HR in the 3rd inning, his 25th career HR in his 135th career game.
- 🔥 Had a career-long 13-game hitting streak from 8/23-9/6 (.396 AVG, 19-for-48, 9 R, 4 2B, 3 HR, 12 RBI, 8 BB).
- 🔥 Missed the last 14 games of the season due to right shoulder inflammation...Was placed on the IL on 9/15.
- 🔥 In his final 73 games from 6/13-9/14, ranked among MLB leaders in AVG (13th, .313), OBP (8th, .405), SLG (7th, .581), OPS (6th, .986), and wRC+ (8th, 164) (min. 250 PA).

MOST GAMES PLAYED AT FIRST BASE AT AGE 23 OR YOUNGER, RED SOX HISTORY

Rk.	Player	Games (Seasons)
1.	George Scott	158 (1966)
2.	George Scott	152 (1967)
3.	Babe Dahlgren	149 (1935)
4.	Triston Casas	125 (2023)
5.	Billy Goodman	117 (1948)
6.	Billy Goodman	117 (1949)

RED SOX TO HIT AT LEAST 5 HR IN THEIR FIRST 20 MLB GAMES

Player	Years	BB	HR
Bob Tillman	1962	5	6
Tony Conigliaro	1964	3	5
George Scott	1966	10	9
Jerry Moses	1965-69	1	5
Sam Horn	1987	9	7
John Marzano	1987	4	5
Will Middlebrooks	2012	3	5
Rafael Devers	2017	8	8
Michael Chavis	2019	14	6
Bobby Dalbec	2020	7	7
Triston Casas	2022	14	5

NO SHOES, NO SHIRT, NO PROBLEM

In 2022, particularly on warmer days, Triston would often walk the Fenway Park outfield barefoot. "I don't necessarily like caffeine. I don't drink coffee or energy drinks. I feel better after I get some sunlight on my body and that's what I do. I don't think too much of it in terms of grounding or any science behind it, but I just feel better after I do it."

YANKEE DOODLES

- In 6 games against the Yankees in 2022, Triston hit .267 (4-for-15) with 3 runs, 3 HR, 6 RBI, and 7 BB.
- 🔥 Homered in 3 of his first 5 games against NYY...According to Elias, only 2 other players have homered in 3 of their first 5 career games against NYY while playing for the Red Sox: Babe Ruth in 1915 and Rafael Devers in 2017.
- 🔥 His 1st career HR at Fenway Park came on 9/13 against the Yankees, a 2-run HR over the Green Monster off Gerrit Cole in the 2nd inning, his 1st career plate appearance vs. NYY.
- 🔥 At 22 years old, he became the youngest Red Sox batter to homer in his 1st career game against the Yankees since Xander Bogaerts at 20 years old on 9/7/2013 at Yankee Stadium.
- 🔥 Prior to Casas, the most recent Red Sox to homer in their 1st career PA against NYY were Pat Dodson in 1986 and Ken Brett in 1969.
- 🔥 Became only the 3rd player ever to homer for the Red Sox in their 1st career home game vs. NYY and 1st career road game at NYY, joining Gerry Moses (1968-69) and Sam Mele (1947) (source: Elias).
- 🔥 On 9/13, joined Rafael Devers (8/18/17) as the only Red Sox to homer and steal a base in a game against the Yankees at the age of 22 or younger.

RED SOX WITH MULTIPLE HOME RUNS AGAINST THE YANKEES AS A VISITOR IN A SEASON, AGE 22 OR YOUNGER

Player	HR	Age	Season
Ted Williams	4	21	1940
Mookie Betts	3	22	2015
Triston Casas	2	22	2022
Rafael Devers	2	22	2019
Reggie Smith	2	22	1967
Babe Ruth	2	20	1915

PIANO MAN

"I play a little bit of the piano," Casas told MassLive.com in 2019. "I took a beginners class in ninth grade at my school. I know a little bit of it. Whenever I feel a little bored, I'll go and read some lyrics and try to play it as best as I could."

FAMILY HERITAGE

Triston is fluent in Spanish. His grandparents immigrated to the United States from Cuba in the 1960s. His father, Jose, spoke Spanish as a first language.

"My family comes from a line of construction workers," Casas told MassLive.com in 2019. "So seeing my dad go to work every morning, leaving the house 4:30, 5:00 every morning and going to do his thing, it definitely took an impact on me. Lazy's one thing in our family that will not be tolerated. And he's always instilled that into me through actions."

Triston Casas, Continued

Personal

- Last name is pronounced “KOSS-iss.”
- Graduated in 2018 from American Heritage High School (Plantation, FL)...Ranked by *Baseball America* as the No. 25 prospect in the 2018 MLB Draft.
- Hobbies include cooking and fishing.
- Was a 3-time Gold Medalist with USA Baseball prior to his pro career...Honored as the 2017 Richard W. “Dick” Case Award recipient by USA Baseball, presented annually to the program’s top player.
- Led the U-18 national team to its 4th consecutive world championship title in 2017, earning tournament MVP honors with 3 HR and 13 RBI, both leading the tournament field.
- Since high school, has trained at The System 8, which has campuses in Pembroke Pines and Davie, FL...Other notable MLB players to train at The System 8 include Miguel Cabrera and Eduardo Escobar.
- His brother, Gavin, plays baseball at the University of South Carolina.

TOUGH AS NAILS

Triston frequently sports painted fingernails and toenails, a style he says began as a unique way to spend time with his mother. In 2023, he told the *Boston Globe*, “I’ve always got to get my nails done. It was this little bonding thing we had always done and a couple of months ago after the season ended, I was just like, ‘I’m just gonna get a color’...My mom was super surprised.” He continued on about the importance of showcasing his personality, saying, “I want to make sure that I do good with my platform. I feel like as a baseball player, sometimes I lose focus and perspective as to what really matters.”

HIGH PRAISE

Following the 2020 Tokyo Olympic Games, Team USA manager **Mike Scioscia** told *Baseball America*:

“Triston Casas at first base was the biggest bat on our team and has the most upside, I think, of any player we had. He’s going to get his opportunity in the big leagues for sure. He’s advanced beyond his age as far as a hitter. He understands what pitchers are trying to do to him. He’s made some adjustments to his swing just from the qualifiers to now that were tremendous. And I think his ability to hit right and left-handed pitching is a skill set that you don’t see in a lot of young hitters. Especially left-handed hitters. I think he’s a student of the game. He’s got tremendous power to all fields and he’s going to play in the big leagues for a long time.”

In the Community

- Took part in the Red Sox Holiday Caravan in December 2023, visiting Beth Israel Deaconess Medical Center, Boston Children’s Hospital, The Jimmy Fund Clinic, Greater Boston Food Bank, West End House Boys & Girls Club, and The BASE, a Roxbury-based community organization that utilizes sports in a way to engage youth in a positive, success-driven culture by providing athletic training, coaching, competition, and academic support.
- Attended Red Sox Winter Weekend in January 2024, signing autographs, posing for pictures with fans, and taking part in panel discussions.

Triston Casas’s Career Record

YEAR	CLUB	AVG	G	AB	R	H	2B	3B	HR	RBI	SH	HBP	BB	SO	SB	CS	OBP	SLG	OPS
2018	GCL Red Sox (R)	.000	2	4	0	0	0	0	0	0	0	0	1	2	0	0	.200	.000	.200
2019	Greenville (A)	.254	118	422	64	107	25	5	19	78	0	7	58	116	3	2	.349	.472	.820
	Salem (A+)	.429	2	7	2	3	1	0	1	3	0	0	0	2	0	0	.429	1.000	1.429
Did Not Play																			
2020	Portland (AA)	.284	77	275	57	78	12	2	13	52	0	3	49	63	6	3	.395	.484	.879
	Worcester (AAA)	.242	9	33	6	8	3	1	1	7	0	0	8	8	1	0	.381	.485	.866
2022	Worcester (AAA)	.273	72	264	45	72	20	1	11	38	0	3	46	68	0	0	.382	.481	.863
	FCL Red Sox (R)	.429	4	14	3	6	3	0	1	3	0	0	3	2	0	0	.529	.857	1.386
2023	BOSTON	.197	27	76	11	15	1	0	5	12	0	0	19	23	1	0	.358	.408	.766
	BOSTON	.263	132	429	66	113	21	2	24	65	0	1	70	126	0	0	.367	.490	.856
Major League Totals		.253	159	505	77	128	22	2	29	77	0	1	89	149	1	0	.365	.477	.842
Minor League Totals		.269	284	1019	177	274	64	9	46	181	0	13	165	261	10	5	.374	.485	.859

TRANSACTIONS: Signed by the Boston Red Sox as a 1st-round selection (26th overall) in the 2018 First-Year Player Draft (signed by Willie Romya);
INJURED LIST: Right shoulder inflammation, 9/15/2023 through remainder of season

Career Fielding Record

POS	PCT.	G	GS	PO	A	E	TC	DP
1B	.995	152	137	1034	103	6	1143	106

Career Single-Game Highs

HITS: 3, 6x, last 9/12/23 vs. NYY-G1; **DOUBLES:** 2, 2x, last 7/8/23 vs. OAK; **HOME RUNS:** 2, 7/22/23 vs. NYM-G2; **RBI:** 4, 9/4/23 at TB; **RUNS SCORED:** 3, 9/27/22 vs. BAL; **WALKS:** 3, 9/24/22 at NYY; **STRIKEOUTS:** 4, 4/18/23 vs. MIN; **STOLEN BASES:** 1, 9/13/22 vs. NYY; **HITTING STREAK:** 13, 8/23-9/6/23; **EJECTIONS (0)**

Home Run Notes

MULTI-HOME RUN GAMES (1): 2-HOME RUN GAMES (1): 7/22/23 vs. NYM-G2; **LEADOFF (0); GRAND SLAMS (0); PINCH-HIT (1):** 7/16/23 at CHC off Adbert Alzolay; **EXTRA-INNING (0); GAME-ENDING (0); INSIDE-THE-PARK (0)**

Major League Firsts

GAME: 9/4/22 vs. TEX (started at 1B); **HIT:** 9/4/22 vs. TEX off John King (single, 5th inning); **HOME RUN:** 9/6/22 at TB off JT Chargois (2-run, 2nd inning); **GAME-ENDING RBI:** N/A

50 KUTTER CRAWFORD

RHP



Bats: Right • **Throws:** Right • **Height:** 6-1 • **Weight:** 201
Opening Day Age: 27 • **MLB Service:** 1 year, 136 days
Born: 4/1/1996 in Stuart, FL
Acquired: Selected in the 16th round of the 2017 First-Year Player Draft
Contract Status: Signed through 2024

The Rundown

- Is in his 8th professional season, all in the Red Sox organization.
- Was the 491st overall selection in the 2017 MLB First-Year Player Draft (BOS, 16th round).
- Made his ML debut in 2021 (1 start), then made the Red Sox' 2022 and 2023 Opening Day rosters.
- Completed his 1st full MLB season in 2023, going 6-8 with a 4.04 ERA (58 ER/129.2 IP) in 31 games (23 starts)...Led Red Sox pitchers in fWAR (2.4) and ranked 3rd in bWAR (2.5; Bello-3.1, Martin-3.2).
- Attended ML Spring Training Camp in 2022 and 2023 after being added to the 40-man roster on 11/19/21.
- 106 of his 127 professional outings have been starts, including 36 of his 53 with BOS...Owns a 5.05 ERA (96 ER/171.0 IP) in 36 career ML starts and a 3.35 ERA (14 ER/37.2 IP) in 17 relief appearances.
- Underwent Tommy John surgery after the 2019 season.

Additional Career Highlights

- Is 2-1 with a 1.90 ERA (5 ER/23.2 IP) in 6 career games (4 starts) vs. NYY...Held the Yankees hitless until the 4th inning on 8/13/22 and until the 6th inning on 8/19/23.
- Made his 1st Opening Day roster in 2022 after attending his 1st ML Spring Training...Was the only Red Sox player to make his 1st Opening Day roster in 2022.
- Led 2022 Red Sox rookies in innings pitched (77.1).
- Earned his 1st career win on 4/10/22 at NYY after tossing 2.0 scoreless innings in relief (4 H).
- Added to the ML roster on 9/5/21 and made his debut that day vs. CLE as a starter (L, 2.0 IP, 5 R).
- Ranked by *Baseball America* as one of the Red Sox' top prospects entering 2019 (No. 22) and 2022 (No. 15).
- Was named a mid-season All-Star in 2018 with Single-A Greenville (South Atlantic League) and 2019 with High-A Salem (Carolina League).
- In 2018, led Sox minor leaguers in strikeouts (157).
- Has recorded 10+ SO in a game twice during his MiLB career: 5/8/19 with High-A Salem vs. Wilmington (11) and 7/10/21 with Double-A Portland vs. Hartford (10).
- Pitched for Estrellas of the Dominican Winter League following the 2021 season (5 GS, 0.42 ERA, 21.1 IP, 1 ER).

ONE OF A KIND

In 2023, Kutter became the 1st pitcher in Red Sox history to record as many as 4 outings of 6.0+ innings and 1 or 0 hits allowed in a single season.

- He was 1 of 2 pitchers in MLB to record as many as 4 such outings during 2023, joining NL Cy Young Award winner Blake Snell.

Game	Stats
4/17/23 vs. LAA (relief)	6.1 IP, 1 H, 0 R
7/16/23 at CHC	6.0 IP, 1 H, 0 R
8/19/23 at NYY	6.0 IP, 1 H, 1 R
9/30/23 at BAL	6.0 IP, 1 H, 0 R

FOUR-SEAM SUCCESS

In 171 at-bats ending with Kutter's 4-seam fastball in 2023, opponents batted .164 (28-for-171) with 72 SO and a .327 SLG.

Stat	MLB Rank
.164 AVG	2nd
.327 xSLG	4th
36.7 SO %	4th
.272 wOBA	7th

*min. 150 PA

NEW YORK, NEW YORK

In 6 career games (4 starts) vs. NYY, Kutter is 2-1 with a 1.90 ERA (5 ER/23.2 IP), .183 opponent AVG (15-for-82) and 26 SO.

Game	Stats
4/8/22 at NYY (relief)	0.0 IP, 1 H, 1 R
4/10/22 at NYY (relief)	2.0 IP, 4 H, 0 R
7/9/22 vs. NYY	5.0 IP, 4 H, 1 R
8/13/22 vs. NYY	6.0 IP, 2 H, 2 R
8/19/23 at NYY	6.0 IP, 1 H, 1 R
9/12/23 vs. NYY-G2	4.2 IP, 3 H, 1 R

Kutter Crawford

Kutter Crawford, Continued

UNDER THE HOOD

In 2023, Crawford ranked in MLB's 75th percentile or better in several categories:

Stat	Percentile
.208 xBA	88th
3.25 xERA	87th
31.9 Chase %	82nd
35.3 Hard-hit %	76th
6.8 BB %	75th
87.8 MPH Average Exit Velocity	75th

CRAWFORD WINS LOU GORMAN AWARD FOR PERSEVERANCE

After undergoing Tommy John surgery in 2019, Kutter worked his way back to the mound and made his MLB debut in 2021. He earned the Red Sox' **Lou Gorman Award**, given annually to a Red Sox minor league player who has demonstrated dedication and perseverance in overcoming obstacles while working his way to the Major League team.

2023 Highlights

- Completed his 1st full MLB season, setting career highs in games (31), starts (23), wins (6), strikeouts (135), and innings pitched (129.1).
- Among Red Sox pitchers, ranked 1st in fWAR (2.4) and 3rd in bWAR (2.5) behind only Brayan Bello (3.1) and Chris Martin (3.2).
- Posted a 1.66 ERA (4 ER/21.2 IP) in 8 relief outings, and a 4.51 ERA (54 ER/107.2 IP) in 23 starts...In 4 of his starts, allowed only 1 hit in 6.0+ IP (see table on previous page).
- Was tied for the lowest FIP among Sox starters (min. 10 starts) with Chris Sale (3.80).
- In 16 road games (12 starts), went 6-3 with a 2.49 ERA (20 ER/72.1 IP), compared to 0-5 with a 6.00 ERA (38 ER/57.0 IP) in 15 home games (11 starts).
- On the road, led MLB with a 0.87 WHIP, ranked 3rd in opponent AVG (.183), and was 5th in ERA (2.49) (min. 50.0 IP).
- Opponents hit .164 (28-for-171) in at-bats ending with his 4-seam fastball, MLB's 2nd-lowest mark (min. 150 PA)...72 of his 135 SO came via the pitch.

2023 Timeline

- Made 5 appearances (4 starts) during Spring Training (4.15 ERA, 8 ER/17.1 IP).
- Made the Red Sox' Opening Day roster for the 2nd consecutive season.
- Started the Sox' 4th game of the season on 4/3 vs. PIT (L, 4.0 IP, 8 H, 7 R, 2 BB, 6 SO).
- Earned his 1st win of the season in his next start on 4/9 at DET (5.0 IP, 5 H, R, 6 SO).
- Was optioned to Triple-A Worcester on 4/11 and recalled on 4/13 without appearing for the WooSox... Remained with BOS for the rest of the season.
- His next 8 outings came in relief (4/13-5/31)...Allowed 4 ER in 21.1 IP during that span (1.69 ERA), with opponents going 11-for-77 with 4 BB (1.43 AVG, 0.69 WHIP).
- On 4/17 vs. LAA (Patriots Day), did not allow a run over a career-high 6.1 innings (H, 5 SO)...Entered the game after an 85-minute rain delay in the 3rd inning.
- Prior to Crawford, the last Red Sox reliever to throw 6.0+ IP was Ryan Weber on 8/12/20 vs. TB (6.0 IP); the last Sox reliever to throw 6.0+ IP while allowing 0 runs was Tim Wakefield on 9/2/99 vs. KC (6.0 IP); and the last Sox reliever to throw 6.0+ IP while allowing 0 runs and 1 hit or fewer was Scott Taylor on 10/3/92 vs. NYY (6.2 IP).

2022 MID-SEASON STRETCH

In 2022, Kutter faced a Postseason team in 6 consecutive appearances (5 starts) from 7/4-8/2. During that stretch, he was 2-1 with a 2.38 ERA (9 ER/34.0 IP) and a 0.94 WHIP (27 H, 5 BB):

Game	Stats
7/4/22 vs. TB*	5.1 IP, 2 H, 0 R
7/9/22 vs. NYY	5.0 IP, 4 H, 1 R
7/14/22 at TB	6.0 IP, 6 H, 3 R
7/23/22 vs. TOR	6.0 IP, 5 H, 3 R
7/28/22 vs. CLE	5.2 IP, 3 H, 1 R
8/2/22 at HOU	6.0 IP, 7 H, 1 R

*Relief appearance

- On 4/18 vs. MIN, pinch ran in the 10th inning and scored the tying run before a 5-4 walk-off victory...Was the 1st Red Sox pitcher to score a run at Fenway Park since Brian Johnson on 6/26/19 vs. CLE, and only the 5th since the AL introduced the DH in 1973.
- Was placed on the 15-Day Injured List on 5/5 (retro to 5/4) with a left hamstring strain...Missed 12 games and was reinstated on 5/19...Made 1 rehab appearance with Worcester on 5/16 vs. Lehigh Valley (W, 3.0 IP, 3 H, R).
- Returned to the rotation on 6/3 vs. TB-G2 and remained a starter for the rest of the season.
- On 6/20 at MIN, recorded his 2nd career start of 5.0+ scoreless innings (also 6/12/22 at SEA)...Allowed 6 hits but walked none and struck out 5 batters in the 10-4 win.
- Pitched 6.0 innings on 7/16 at CHC, allowing just 1 hit while striking out a career-high 9 batters for his 1st career quality start...Was the 1st Red Sox pitcher to go 6.0+ scoreless innings while allowing 1 or 0 hits since Nick Pivetta on 8/16/22 at PIT (7.0 IP, H).
- Pitched 5.0 scoreless innings on 8/2 at SEA (4 H, BB, 5 SO).
- Between 6/20-8/2, made 8 starts and posted a 3.05 ERA (14 ER/41.1 IP).
- Allowed 1 run and 1 hit (solo HR) over 6.0 IP on 8/19 at NYY...Held NYY hitless until the 6th inning.
- Tossed his 3rd quality start of the season on 9/18 at TEX (6.0 IP, 4 H, 2 R, 7 SO).
- In his final start of the season on 9/30 at BAL, threw 6.0 scoreless innings with just 1 hit allowed (7 SO).
- In his final 4 starts from 9/12-30, posted a 2.45 ERA (6 ER/22.0 IP), 0.82 WHIP, and .156 opponent AVG.

Kutter Crawford, Continued

FLORIDA GULF COAST UNIVERSITY ALUMNI IN THE MAJORS

Player	Pos.	Seasons
Casey Coleman	RHP	2010-14
Chris Sale	LHP	2010-23
Jacob Barnes	RHP	2016-23
Richard Bleier	LHP	2016-23
Jake Noll	INF	2019-20
Devin Smeltzer	LHP	2019-23
Kutter Crawford	RHP	2021-23

Kutter returned to the FGCU campus to participate in the program's first-ever alumni game on 1/15/22. He told NBC2 in Southwest Florida, "I wouldn't be where I was without FGCU."

🔴 Along with teammates, Kutter threw bullpen and live batting practice sessions to members of the FGCU baseball team in February 2022 as Major League players were not allowed to train at team facilities.

Personal

- 🔴 Full name is Kutter Martin Crawford.
- 🔴 Played baseball at Indian River State College (2015-16) and Florida Gulf Coast University (2017).
- 🔴 Selected to the All-Atlantic Sun Conference First Team in 2017...Ranked 8th in the NCAA with a 1.71 ERA, the 2nd-lowest in FGCU single-season history.
- 🔴 His 99 SO in 2017 were the most by any FGCU pitcher since Chris Sale (104 in 2009, 146 in 2010).
- 🔴 Held opponents to a team-best .194 AVG in 2017, the 3rd-best mark in FGCU single-season history at the time.
- 🔴 Graduated from Okeechobee (FL) High School.
- 🔴 His older brother, Jonathon, was selected by DET in the 1st round of the 2013 First-Year Player Draft (No. 20 overall).

Kutter
Crawford

Kutter Crawford's Career Record

YEAR	CLUB	W-L	ERA	G	GS	SV	IP	H	R	ER	HR	HB	BB	SO	SO/9	WHIP	AVG
2017	Lowell (A-)	0-0	0.00	1	1	0	1.0	1	0	0	0	0	1	2	18.00	2.00	.250
2018	Greenville (A)	5-4	2.96	21	21	0	112.1	104	45	37	6	7	34	120	9.61	1.23	.243
	Salem (A+)	2-3	4.31	6	6	0	31.1	28	15	15	0	2	14	37	10.63	1.34	.239
2019	Salem (A+)	4-5	3.39	14	14	0	69.0	68	29	26	5	5	30	77	10.04	1.42	.262
	Portland (AA)	1-3	4.19	5	5	0	19.1	19	10	9	2	0	15	23	10.71	1.76	.271
2020							Did Not Play										
2021	Portland (AA)	3-2	3.30	10	10	0	46.1	33	17	7	7	0	5	64	12.43	0.82	.200
	Worcester (AAA)	3-4	5.21	10	9	0	48.1	49	29	28	5	3	15	67	12.48	1.32	.259
	BOSTON	0-1	22.50	1	1	0	2.0	5	5	5	1	0	2	2	9.00	3.50	.556
2022	BOSTON	3-6	5.47	21	12	0	77.1	81	49	47	12	2	29	77	9.00	1.42	.269
	Worcester (AAA)	1-0	5.18	6	4	0	24.1	29	16	14	5	1	6	23	8.60	1.44	.282
2023	BOSTON	6-8	4.04	31	23	0	129.1	107	59	58	17	5	36	135	9.39	1.11	.221
	Worcester (AAA)	1-0	3.00	1	0	0	3.0	3	1	1	1	0	0	4	12.00	1.00	.250
	Major League Totals	9-15	4.74	53	36	0	208.2	193	113	110	30	7	67	214	9.23	1.25	.243
	Minor League Totals	20-21	3.73	74	70	0	355.0	334	162	147	31	18	120	417	10.57	1.28	.248

TRANSACTIONS: Signed as a 16th-round selection in the 2017 First-Year Player Draft (signed by Willie Romay); **INJURED LIST:** Right shoulder impingement, 9/1/2022 through remainder of season; Left hamstring strain, 5/4-18/2023

Career Single-Game Highs

INNINGS: 6.1, 4/17/23 vs. LAA; **STRIKEOUTS:** 9, 7/16/23 at CHC; **HITS:** 11, 8/19/22 at BAL; **RUNS:** 9, 8/19/22 at BAL; **WALKS:** 5, 4/18/22 vs. MIN; **HOME RUNS:** 3, 2x, last 4/3/23 vs. PIT; **SCORELESS INNINGS STREAK:** 8.1, 4/17-22/23; **EJECTIONS (1):** 5/6/23 at PHI (3B umpire Doug Eddings)

Major League Firsts

APPEARANCE: 9/5/21 vs. CLE (2.0 IP, start); **STRIKEOUT:** 9/5/21 vs. CLE (Bradley Zimmer, swinging); **WIN:** 4/10/22 at NYY (2.0 IP); **SAVE:** N/A

64 COOPER CRISWELL

RHP



Bats: Right • **Throws:** Right • **Height:** 6-6 • **Weight:** 220

Opening Day Age: 27 • **MLB Service:** 142 days

Born: 7/24/1996 in Carrollton, GA

Acquired: Signed as a free agent on 12/13/2023

Contract Status: Signed through 2024

Career Highlights

- Is in his 1st season with the Red Sox organization.
- Selected by LAA in the 13th round of the 2018 First-Year Player Draft (No. 391 overall)...Claimed off waivers by the Rays on 7/16/22.
- Has pitched in the majors in each of the last 3 seasons, making 1 start in 2021 and in 2022 before pitching in 10 games in 2023, all in relief.
- In the minors, 68 of his 86 outings have been starts.
- Started the 2022 International League Championship Game and pitched 3.0 scoreless innings in a 13-0 win for Durham.
- Named Southern League Pitcher of the Week for the period of 6/14-20/21.

2023 Highlights

- Pitched in 10 games (all in relief) across 8 stints with the Rays...Each of his 10 appearances lasted at least 2.0 innings, including 4 outings of at least 4.0 innings.
- Also pitched in 23 games (17 starts) for Triple-A Durham, posting a 5.51 ERA with 8 HR in his first 12 games (47.1 IP, 29 ER, 58 H) and a 1.93 ERA with 0 HR in his remaining 11 outings (37.1 IP, 8 ER, 29 H).
- For Durham, held a 5.51 ERA through 7/6 but lowered it to 3.93 by season's end (see table on right).
- Allowed 1 or 0 ER in 8 of his final 10 Triple-A outings, from 7/28 through the end of the season (2.23 ERA).
- MLB opponents hit .211 against his sweeper (8-for-38) with a .166 expected AVG.
- Made his 2023 MLB debut on 4/17 at CIN, striking out 7 batters with 0 BB in 4.0 IP (4 ER, 4 H, 2 HB).
- Earned his 1st career MLB win on 5/26 vs. LAD (4.0 IP, 1 R, 4 H, 3 BB, 4 SO).

Personal

- Full name is Cooper Timothy Criswell ("CRISS-well").
- Pitched at Southern Union State Community College (2016-17) and the University of North Carolina (2018).
- Graduated from Carrollton (GA) High School.

CRISWELL'S 2023 TRIPLE-A SEASON BY DATE

Stat	Start-7/6	7/7-End
Innings	47.1	37.1
ERA	5.51	1.93
WHIP	1.52	1.02
AVG	.293	.213
HR	8	0
SO/BB	45/14	35/9

LIKE FATHER, LIKE SON

Cooper's father, Tim, was selected by the Dodgers out of Georgia Perimeter College in the 3rd round of the Secondary Phase of the 1983 June Draft. He played 5 minor league seasons in the Dodgers and Braves systems, going 9-2 with a 3.59 ERA in 34 games (12 starts) on the mound while also batting .270 in 891 PA, primarily as a catcher.

FAMILIAR FACES

This past off-season, Criswell trained with Red Sox RHPs Garrett Whitlock and Richard Fitts at Tinsley Performance in Pelham, AL.

From MassLive.com on 12/29/23:

One day a couple years ago, Whitlock was walking his dog at the local dog park when he spotted a 6-foot-6, athletic looking guy wearing team-issued Angels gear and asked if he played professionally. The pair got to talking and realized that without knowing it, the two minor league pitchers lived just a couple streets apart. They began playing catch at the park together during the winter before Whitlock eventually recruited Criswell to join the Tinsley crew.

Cooper Criswell's Career Record

YEAR	CLUB	W-L	ERA	G	GS	SV	IP	H	R	ER	HR	HB	BB	SO	SO/9	WHIP	AVG
2019	Inland (A+)	4-8	4.60	25	21	0	117.1	133	69	60	10	10	35	111	8.51	1.43	.289
2020							Did Not Play										
2021	Rocket City (AA)	6-4	3.71	12	12	0	70.1	68	33	29	9	4	8	85	10.88	1.08	.245
	Salt Lake (AAA)	3-5	6.51	9	9	0	47.0	57	35	34	8	9	12	43	8.23	1.47	.302
	LOS ANGELES-AL	0-1	20.25	1	1	0	1.1	6	3	3	0	0	0	0	0.00	4.50	.600
2022	ACL Angels (R)	0-0	2.08	5	5	0	13.0	11	3	3	0	1	2	19	13.15	1.00	.224
	Rocket City (AA)	0-1	7.20	1	1	0	5.0	6	4	4	1	0	2	5	9.00	1.60	.300
	Durham (AAA)	2-1	4.17	11	3	0	36.2	31	19	17	3	1	6	33	8.10	1.01	.226
	TAMPA BAY	0-0	2.70	1	1	0	3.1	2	1	1	0	0	1	4	10.80	0.90	.167
2023	Durham (AAA)	4-4	3.93	23	17	2	84.2	87	47	37	8	10	23	80	8.50	1.30	.260
	TAMPA BAY	1-1	5.73	10	0	0	33.0	40	23	21	6	4	11	27	7.36	1.55	.296
	Major League Totals	1-2	5.97	12	2	0	37.2	48	27	25	6	4	12	31	7.41	1.59	.306
	Minor League Totals	19-23	4.43	86	68	2	374.0	393	210	184	39	35	88	376	9.05	1.29	.268

TRANSACTIONS: Signed by the Los Angeles Angels as a 13th-round selection in the 2018 First-Year Player Draft (signed by Chris McAlpin); Claimed off waivers by the Tampa Bay Rays, 7/16/2022; Signed by the Boston Red Sox as a free agent, 12/13/2023; **INJURED LIST:** None

Career Single-Game Highs

INNINGS: 4.2, 5/21/23 vs. MIL; **STRIKEOUTS:** 7, 4/17/23 at CIN; **HITS:** 8, 5/21/23 vs. MIL; **RUNS:** 5, 5/21/23 vs. MIL; **WALKS:** 3, 5/26/23 vs. LAD; **HOME RUNS:** 2, 5/21/23 at MIL; **SCORELESS INNINGS STREAK:** 4.1, 6/3-7/23; **EJECTIONS (0)**

Major League Firsts

APPEARANCE: 8/27/21 vs. SD (1.1 IP, start); **STRIKEOUT:** 9/12/22 at TOR (Vladimir Guerrero Jr., swinging); **WIN:** 5/26/23 vs. LAD (4.0 IP); **SAVE:** N/A



29 BOBBY DALBEC

INF/OF



Bats: Right • **Throws:** Right • **Height:** 6-4 • **Weight:** 227

Opening Day Age: 28 • **MLB Service:** 2 years, 115 days

Born: 6/29/1995 in Seattle, WA

Acquired: Selected in the 4th round of the 2016 First-Year Player Draft

Contract Status: Signed through 2024

Career Highlights

- Is in his 9th professional season, all with BOS.
- Made his ML debut in 2020...Made the Sox' 2021 and 2022 Opening Day rosters, playing 100+ games and serving as the club's primary 1st baseman in both seasons.
- 44% of his hits have gone for extra bases (88 of 199).
- Reached 30 career HR in fewer plate appearances than any player in Red Sox history (503) (source: Elias).
- Holds the Red Sox record for most HR in a player's first 10 ML games (6)...The only other player to homer in as many as 6 of their first 10 games is SEA's Kyle Lewis (2019).
- Homered in 5 consecutive games in September 2020, setting a Red Sox rookie record, tying the ML rookie record (10th time), and matching the Sox' club record (6th time).
- Played no position other than 3B in his first 2 pro seasons (2016-17), but played primarily 1B from 2020-22...In 2023 with Triple-A Worcester, played 3B (43 games), RF (36), 1B (28), SS (6), and DH (8)...Also was a standout pitcher at the University of Arizona.
- Between MLB and MiLB since 2021, is 25-for-27 in stolen base attempts (entered 2021 16-for-30).

Additional Career Highlights

- Named Red Sox Rookie of the Year by the Boston Baseball Writers in 2021...Made his 1st career Opening Day roster and spent the entire season in the majors.
- Led AL rookies during 2021 in SLG (.494) and ranked among the top 5 in HR (3rd, 25), RBI (3rd, 78), OPS (4th, .792), hits (5th, 100), doubles (5th, 21), triples (T-2nd, 5), XBH (4th, 51), and total bases (4th, 206).
- Made 111 starts at 1B and 4 at 3B in 2021 (also 2 games at SS)...Became the first Sox rookie to play at least 100 games at 1B in a season since 1990 (Carlos Quintana).
- 51 of his 100 hits in 2021 went for extra bases (51%), MLB's 9th-highest percentage (min. 100 hits).
- From 7/31/21 through the end of 2021, tied for the team lead in RBI (40) and ranked 2nd in HR (15).
- Named AL Rookie of the Month for August 2021 after batting .339 with a 1.205 OPS, 7 HR, and 21 RBI over 24 games...Among AL players with at least 50 PA during the month, ranked 1st in OPS and 2nd in AVG, OBP (.431), and SLG (.774).
- On 9/7/21 vs. TB, hit a pair of 2-run HR after entering the game in the 8th inning...Became the 3rd Red Sox player to hit 2 HR in a game they did not start, joining Mike Lowell (8/11/08 vs. DET) and Joe Foy (6/9/67 vs. WSH).
- Had 11 RBI in 3 games from 8/11-14/21 (3+ in each)... Since 2000, the only other Red Sox to record 3+ RBI in 3 consecutive games are Manny Ramirez (2006) and David Ortiz (2009).

RED SOX WITH 30+ HR AND 90+ RBI THROUGH 150 CAREER GAMES

Player	HR	RBI
Walt Dropo	34	145
Ted Williams	31	144
Bobby Dalbec	31	92

FEWEST GAMES TO REACH 45 CAREER HOME RUNS, RED SOX HISTORY

Rk.	Player	G
1.	Tony Conigliaro	206
2.	Ted Williams	234
3.	Nomar Garciaparra	235
4.	Walt Dropo	242
5.	Carlton Fisk	249
6.	Butch Hobson	255
7.	Rafael Devers	261
8.	Bobby Dalbec	272

- His HR on 6/5/21 at NYY was measured at 115.6 MPH and with a 453-foot projected distance...It is the hardest-hit ball by a Red Sox player at Yankee Stadium in the Statcast era (2015-present), and the 2nd-farthest HR among that group (Hunter Renfroe, 456 feet, 8/18/21).
- Recorded a career-high 7 RBI on 8/26/21 vs. MIN (3-run HR in 2nd, 2-run single in 6th, 2-run HR in 7th)...Became the 6th Major Leaguer ever with 2+ HR and 7+ RBI in a game as the No. 9 hitter, the first since Jackie Bradley Jr. for BOS on 8/15/15 vs. SEA...His 7 RBI tied Bradley for the most ever by a Sox player as the No. 9 hitter.
- Appeared in 8 Postseason games in 2021, making 2 starts at 1B (Wild Card Game vs. NYY, ALDS Game 1 at TB).
- Made his ML debut on 8/30/20 vs. WSH...Started at 1B and went 2-for-4 with a 2-run HR down the RF line...Became the 9th Red Sox player to homer in a ML debut, the 1st since Daniel Nava in 2010.
- Homered in both games of a doubleheader on 9/8/20 at PHI...Prior to Dalbec, the last Sox rookie to homer in both games of a doubleheader was Reggie Smith (8/20/67 vs. CAL), and the last Sox rookie to do so *on the road* was Ted Williams (9/10/39 at PHI) (source: Elias).
- Played for Team USA in the 2019 Premier12 Tournament in Mexico and Japan...Named to the All-Tournament team as the 1B after hitting 2 HR, including a grand slam in the opening game against Netherlands.

**RED SOX TO HOMER
IN A CLUB-RECORD
5 CONSECUTIVE GAMES**

Player	Year (Dates)
Bobby Dalbec	2020 (9/5-10)
Jose Canseco	1995 (8/21-25)
George Scott	1977 (6/14-19)
Dick Stuart	1963 (6/11-16)
Ted Williams	1957 (7/12-16)
Jimmie Foxx	1940 (8/13-17)

**ROOKIES TO HOMER
IN 5 CONSECUTIVE GAMES**

Player (Team)	Year
Bobby Dalbec (BOS)	2020
Ronald Acuña Jr. (ATL)	2018
Matt Olson (OAK)	2017
Rhys Hoskins (PHI)	2017
Joc Pederson (LAD)	2015
Caleb Joseph (BAL)	2014
Marty Cordova (MIN)	1995
Ron Kittle (CWS)	1983
George Alusik (KC)	1962
Rudy York (DET)	1937

**All streaks of exactly 5 games*

Minor League Career Highlights

🔥 Ranked by *Baseball America* as one of baseball's top 100 prospects entering 2020 (No. 75) and 2021 (No. 90)... Also ranked as one of the Sox' top 3 prospects entering 2019 (No. 1), 2020 (No. 2), and 2021 (No. 3).

🔥 Began 2021 ranked by *Baseball America* as the best power hitter in the Red Sox' system, as well as having the best infield arm among Sox prospects.

🔥 Led Red Sox minor leaguers in HR in 2018 (32), 2019 (27), and 2023 (33)...From 2018-19, ranked 8th among minor leaguers in HR (59) and 4th in XBH (118).

🔥 Named a 2019 Eastern League mid- and post-season All-Star, a 2018 Carolina League post-season All-Star, and a 2018 Arizona Fall League Rising Star...Tabbed a *Baseball America* All-Star in 2018 (High A) and 2016 (Short-Season).

🔥 Is the only player to earn both Red Sox Minor League Offensive Player of the Year and Defensive Player of the Year awards in the same season (2018).

🔥 Named 2018 Carolina League MVP, the only player in Salem's Red Sox era (2009-present) to earn the honor...Led the league with 26 HR, 85 RBI, 55 XBH, and a .945 OPS... His XBH and OPS figures are Red Sox-era club records.

🔥 Has earned 5 Player of the Week honors, including 2 in the New York-Penn League in 2016 (8/15-21 & 8/22-28), 2 in the Carolina League in 2018 (7/2-8 & 7/9-15), and 1 in the Eastern League in 2019 (5/6-12).

🔥 Hit 3 HR on 5/11/19 at Trenton, the only 3-HR game in Portland team history as a Red Sox affiliate (since 2003).

🔥 In 2018, named Red Sox Minor League Defensive Player of the Month for May and Hitter of the Month for July...Also named Sox Minor League Hitter of the Month in May 2023.

🔥 Won the 2017 South Atlantic League championship with Single-A Greenville...In Game 1 of the Championship Series, gave the Drive a lead with an 8th-inning single and then again with a game-winning RBI double in the 13th.

**MOST HR IN A SEASON,
RED SOX ROOKIES**

Player	HR (Season)
Walt Dropo	34 (1950)
Ted Williams	31 (1939)
Nomar Garciaparra	30 (1997)
George Scott	27 (1966)
Norm Zauchin	27 (1955)
Bobby Dalbec	25 (2021)

**FEWEST PLATE APPEARANCES
TO REACH 30 CAREER HOME
RUNS, RED SOX HISTORY**

Rk.	Player	PA
1.	Bobby Dalbec (2020-21)	503
2.	Tony Conigliaro (1964-65)	532

Source: Elias Sports Bureau

**FEWEST GAMES TO REACH
30 CAREER HOME RUNS,
RED SOX HISTORY**

Rk.	Player	G
1.	Bobby Dalbec (2020-21)	143
1.	Walt Dropo (1949-50)	121
2.	Tony Conigliaro (1964-65)	131
3.	Ted Williams (1939)	144

**MOST HOME RUNS IN
FIRST 10 MLB GAMES**

Rk.	Player	HR
T1.	Trevor Story (COL)	7
T1.	Aristides Aquino (CIN)	7
T3.	Bobby Dalbec (BOS)	6
T3.	Kyle Lewis (SEA)	6
T3.	Dino Restelli (PIT)	6

BIG SHOT BOB

Of Bobby's 12 HR in 2022, 8 gave the Red Sox a lead and 1 tied the score:

Game	Inn.	Result
4/10 at NYY	6th	BOS leads, 4-3*
5/28 vs. BAL-G1	6th	BOS leads, 4-3*
5/29 vs. BAL	2nd	BOS leads, 2-0*
6/10 at SEA	7th	BOS leads, 3-2*
6/11 at SEA	9th	BOS leads, 6-5*
7/8 vs. NYY	4th	BOS trails, 9-4
7/15 at NYY	7th	BOS leads, 4-3*
7/23 vs. TOR	2nd	BOS leads, 1-0*
7/27 vs. CLE	2nd	BOS trails, 3-2
7/27 vs. CLE	6th	BOS leads, 6-5*
8/6 at KC	4th	Score tied, 3-3^
10/2 at TOR	7th	BOS trails, 5-3

**Go-ahead HR*

^Game-tying HR

Bobby Dalbec, Continued

2023 Highlights

🔥 Played 21 games (15 starts) over 4 stints with BOS, hitting .204 (10-for-49, 6 R, 2 2B, 1 HR, 1 RBI)...Made 12 starts at 1B, 2 at 3B, and 1 at SS.

🔥 Also played in 114 games with Triple-A Worcester and was named the team's MVP, hitting .269 with a .938 OPS, 33 HR, and 79 RBI (111-for-413, 14 2B, 3 3B).

🔥 Led the WooSox in HR, runs (82), RBI, hits, XBH (50), OBP (.381), SLG (.557), and OPS.

🔥 Among Triple-A players, ranked T-1st in HR, 6th in SLG, and 8th in OPS.

🔥 Was 1 of 15 minor leaguers with 30+ HR, but 1 of only 4 with 30+ HR and 10+ steals...Went 18-for-20 in stolen base attempts for Worcester.

🔥 For the WooSox, made 36 starts at 3B, 36 in RF, 27 at 1B, 6 at SS, and 8 as the DH.

🔥 For Worcester, hit .322 with a 1.074 OPS against LHP (29-for-90, 7 HR) and .254 with a .900 OPS vs. RHP (82-for-323, 26 HR).

🔥 Named Red Sox Minor League Hitter of the Month for May, recording a 1.231 OPS with 8 HR and 17 RBI in 19 games.

🔥 During a 43-game span from 5/6-7/16, led the minors in OPS (1.196) and hit .340 with 19 HR (54-for-159).

2023 Timeline

🔥 Played in 18 Grapefruit League games during Spring Training...Hit .235 with an .814 OPS (12-for-51, 2 HR).

🔥 Started the season with Worcester...Played 7 games with the WooSox before being recalled on 4/10.

🔥 Went 2-for-9 (2 BB, SB) in 4 games with BOS before being optioned on 4/17.

🔥 Played 16 games with Worcester before again being recalled on 5/7...Went 0-for-2 with a run scored in 4 games before he was optioned on 5/13.

🔥 Hit 11 HR in 19 games with the WooSox from 5/6-6/3.

🔥 Batted .362 with a 1.231 OPS for the WooSox in May (25-for-69, 4 2B, 8 HR)...Ranked among International League players during the month in OPS (2nd), SLG (2nd, .768), OBP (5th, .463), AVG (6th), and HR (T-7th).

🔥 From 5/18-30, recorded a season-long 11-game hitting streak (18-for-42, .429 AVG, 12 R, 2 2B, 6 HR, 15 RBI).

🔥 Went 4-for-6 with 3 runs scored, a triple, 2 HR, and 4 RBI in a 13-5 win on 6/14 at Norfolk.

🔥 Was recalled by BOS on 6/23.

🔥 Went 0-for-1 in 2 games for BOS before being optioned on 6/27.

🔥 Recorded his 2nd and 3rd multi-HR games for Worcester on 7/26 vs. Rochester-G1 and 8/13 vs. Buffalo.

🔥 Was recalled by BOS on 9/16...Remained with the Red Sox through the end of the season...Went 8-for-37 over 11 games (.216 AVG, 5 R, 2 2B, HR, RBI, 2 BB).

🔥 Hit his 1st big league HR of the season on 9/20 at TEX, a solo shot in the 2nd inning.

🔥 Recorded hits in 5 straight games from 9/17-22, going 7-for-17 over that span (.412 AVG, 2 2B, HR).

DALBEC'S INTERNATIONAL LEAGUE RANKINGS IN 2023

Stat	Rank
33 HR	T-1st
79 RBI	T-16th
82 R	T-11th
.381 OBP	16th
.557 SLG	4th
.938 OPS	5th
230 TB	10th

ALL ABOARD

🔥 In Worcester's game vs. Lehigh Valley on 6/20/23, Dalbec hit a home run that collided with a train on the tracks behind the left field wall at Polar Park. He was the 2nd player to hit a train on those tracks, joining Johan Mieses in 2021. The ball traveled beyond the limits of the TrackMan system, so the distance is unknown.

🔥 Dalbec also hit a home run on 5/19/23 vs. Lehigh Valley that was estimated to travel 515 feet, the longest HR in Polar Park history. In the 10th inning of that same game, he hit a 2-run walk-off single.

Personal

🔥 Full name is Robert Vernon Dalbec.

🔥 Hit .282 with 24 HR and 123 RBI in 174 games during his 3 seasons at the University of Arizona...Also posted a 2.65 ERA (59 ER/200.1 IP) in 72 appearances (15 GS).

🔥 Helped Arizona reach the final game of the 2016 NCAA Tournament, allowing 2 ER in 20.2 IP in 3 games (2 GS).

🔥 Was selected to Team USA in 2015.

🔥 With Orleans in the Cape Cod League in 2015, hit a league-leading 12 HR in 27 games.

🔥 Graduated from Legend (CO) High School.

🔥 Was a year below Boston Celtics guard Derrick White at Legend High School...The two were teammates on basketball and baseball teams growing up...The two have donned each other's Boston jerseys entering and exiting games.

In the Community

🔥 As part of the Red Sox Rookie Development Program, visited patients at Boston Children's Hospital on 1/15/20.

🔥 In January 2019, as part of the More Than a Game outreach program, worked in Hawaii helping restore a baseball field for a local Boys and Girls Club...Helped build new bleachers, put roofs on dugouts, and hold a clinic for kids...Also participated in a home run derby.

🔥 On 1/26/19, won the "Dingers in the Desert" home run derby in Phoenix to benefit Project 34...The organization aims to ease stress that accompanies the financial burden placed on spinal cord injury patients and their families.

RED SOX FROM THE START

When Bobby lived in Bellevue, WA, as a child, his yard featured a large, green hedge that the family nicknamed the "Green Monster." When he moved to California, the first team he played for was called the Red Sox.

On June 10, 2016, Bobby was the University of Arizona's starting pitcher against Mississippi State University in a Super Regional game. He was selected by the Red Sox in the 4th round of the June Draft that day; when he returned to the mound for the 7th inning, "I'm Shipping up to Boston" by Dropkick Murphys was playing over the PA system. Bobby threw 8.2 scoreless innings in a 1-0 victory.

MUSIC MAN

Bobby plays guitar in his spare time and is an avid music fan. He has met famous musicians such as Bruno Mars and Rob Thomas, thanks to his dad, Tim, a music executive for Atlantic Records who has been credited on several popular albums.

When Bobby was playing baseball at Legend High School in Colorado, his dad helped orchestrate players' walk-up songs. "It was really a selfish move," Tim said on an episode of NESN's *My Story*, "because Colorado spring baseball is freezing, and there was a space heater in that room, and you're out of the wind, so it was kind of a win-win for me."

Bobby Dalbec

Bobby Dalbec's Career Record

YEAR	CLUB	AVG	G	AB	R	H	2B	3B	HR	RBI	SH	HBP	BB	SO	SB	CS	OBP	SLG	OPS
2016	Lowell (A-)	.386	34	132	25	51	13	2	7	33	0	1	9	33	2	2	.427	.674	1.101
2017	Greenville (A)	.246	78	284	48	70	15	0	13	39	1	7	36	123	4	5	.345	.437	.781
	GCL Red Sox (R)	.259	7	27	3	7	1	0	0	2	0	0	5	9	1	0	.375	.296	.671
2018	Salem (A+)	.256	100	344	59	88	27	2	26	85	0	8	60	130	3	1	.372	.573	.945
	Portland (AA)	.261	29	111	14	29	8	1	6	24	0	5	6	46	0	0	.323	.514	.836
2019	Portland (AA)	.234	105	359	57	84	15	2	20	57	0	11	68	110	6	4	.371	.454	.825
	Pawtucket (AAA)	.257	30	113	12	29	4	0	7	16	0	3	5	29	0	2	.301	.478	.779
2020	BOSTON	.263	23	80	13	21	3	0	8	16	0	2	10	39	0	0	.359	.600	.959
2021	BOSTON	.240	133	417	50	100	21	5	25	78	0	7	28	156	2	0	.298	.494	.792
2022	BOSTON	.215	117	317	40	68	9	2	12	39	0	3	29	118	3	0	.283	.369	.652
	Worcester (AAA)	.250	13	48	8	12	0	0	5	8	0	1	3	14	1	0	.302	.563	.865
2023	Worcester (AAA)	.269	114	413	82	111	14	3	33	79	0	13	64	169	18	2	.381	.557	.938
	BOSTON	.204	21	49	6	10	2	0	1	1	0	0	4	28	1	0	.264	.306	.570
Major League Totals		.231	294	863	109	199	35	7	46	134	0	12	71	341	6	0	.297	.447	.744
Minor League Totals		.263	510	1831	308	481	97	10	117	343	1	49	256	663	35	16	.365	.518	.883

TRANSACTIONS: Signed by the Boston Red Sox as a 4th-round selection in the 2016 First-Year Player Draft; **INJURED LIST:** None

Postseason Record

AVG	G	AB	R	H	2B	3B	HR	RBI	SH	HBP	BB	SO	SB	CS	OBP	SLG	OPS
.000	8	12	0	0	0	0	0	0	0	0	0	5	0	0	.000	.000	.000

Wild Card Record

YEAR	CLUB	AVG	G	AB	R	H	2B	3B	HR	RBI	SH	HBP	BB	SO	SB	CS	OBP	SLG	OPS
2021	BOS vs. NYY	.000	1	4	0	0	0	0	0	0	0	0	0	2	0	0	.000	.000	.000

Division Series Record

YEAR	CLUB	AVG	G	AB	R	H	2B	3B	HR	RBI	SH	HBP	BB	SO	SB	CS	OBP	SLG	OPS
2021	BOS vs. TB	.000	4	6	0	0	0	0	0	0	0	0	0	2	0	0	.000	.000	.000

League Championship Series Record

YEAR	CLUB	AVG	G	AB	R	H	2B	3B	HR	RBI	SH	HBP	BB	SO	SB	CS	OBP	SLG	OPS
2021	BOS vs. HOU	.000	3	2	0	0	0	0	0	0	0	0	0	1	0	0	.000	.000	.000

Career Fielding Record

POS	PCT.	G	GS	PO	A	E	TC	DP
1B	.991	248	207	1608	110	16	1734	158
2B	1.000	3	0	2	2	0	4	0
3B	.942	42	22	15	50	4	69	5
SS	.929	4	2	3	10	1	14	1

Career Single-Game Highs

HITS: 3, 3x, last 8/26/21 vs. MIN; **DOUBLES:** 2, 3x, last 8/13/21 vs. BAL; **HOME RUNS:** 2, 4x, last 7/27/22 vs. CLE; **RBI:** 7, 8/26/21 vs. MIN; **RUNS SCORED:** 3, 8/26/21 vs. MIN; **WALKS:** 2, 4x, last 6/3/22 at OAK; **STRIKEOUTS:** 4, 8x, last 10/1/23 at BAL; **STOLEN BASES:** 1, 6x, last 4/11/23 at TB; **HITTING STREAK:** 8, 9/5-15/20; **EJECTIONS (0)**

Home Run Notes

MULTI-HOME RUN GAMES (4); 2-HR GAMES (4); 8/14/21 vs. BAL; 8/26/21 vs. MIN; 9/7/21 vs. TB; 7/27/22 vs. CLE; **LEADOFF (0); GRAND SLAMS (0); PINCH-HIT (0); EXTRA-INNING (0); GAME-ENDING (0); INSIDE-THE-PARK (0)**

Major League Firsts

GAME: 8/30/20 vs. WSH (started at 1B); **HIT:** 8/30/20 vs. WSH off Javy Guerra (HR, 3rd inning); **HOME RUN:** 8/30/20 vs. WSH off Javy Guerra (2-run, 3rd inning); **GAME-ENDING RBI:** N/A

11 RAFAEL DEVERS

3B



Bats: Left • **Throws:** Right • **Height:** 6-0 • **Weight:** 235

Opening Day Age: 27 • **MLB Service:** 6 years, 70 days

Born: 10/24/1996 in Sanchez, Samana, DR

Acquired: Signed as an international free agent on 8/9/2013

Contract Status: Signed through 2033

The Rundown

- 🔥 Nicknamed "Carita" (baby face).
- 🔥 Signed by the Red Sox at 16 years old on 8/9/13...On 1/11/23, signed a 10-year contract extension that spans the 2024-33 seasons.
- 🔥 Made his MLB debut in July 2017, at only 20 years old, then was the Red Sox' Opening Day starter at 3B in each of his first 6 full seasons (2018-23).
- 🔥 Won the 2018 World Series title with the Red Sox.
- 🔥 Finished in the top 20 in AL MVP voting in 2019 (12th), 2021 (11th), 2022 (14th), and 2023 (18th).
- 🔥 Was the AL's starting 3B in the 2021 and 2022 All-Star Games, his 1st appearances in the Midsummer Classic... Became the 1st Red Sox player to start consecutive All-Star Games at 3rd base since Wade Boggs (1986-92).
- 🔥 Earned a Silver Slugger Award at 3B in 2021 and 2023.
- 🔥 Named Red Sox team MVP in 2021 and 2022.
- 🔥 Holds the Red Sox record for HR hit as a 3rd baseman (169)...Holds BOS single-season records for a 3rd baseman in HR (38), doubles (54), XBH (90), and total bases (359).
- 🔥 Is the youngest player in Red Sox history with 200+ hits in a season (201 in 2019, 22 years old) and with 50+ doubles in a season (54 in 2019).
- 🔥 He and Babe Ruth are the only Red Sox ever to bat in the postseason prior to turning 21 years old.



WHY CARITA?

"It was during a night where we were giving out nicknames, and I was always smiling," Devers said on NESN's *My Story*. "Back in the Dominican Republic, the guys in my hometown where I was raised, and we were giving each other nicknames one night, and I remember there was a friend of mine and we called him Mimi, and Mimi called me Carita. And the next day I get up and my friends were calling me, 'Carita, Carita, are you gonna play?' And I was like, 'How come Carita?' And since then, I've been called Carita."

RAFAEL DEVERS' MLB RANKINGS, 2019-2023

Stat	AL	MLB
331 XBH	1st	1st
183 doubles	1st	2nd
748 hits	2nd	T-4th
141 HR	3rd	8th
459 RBI	2nd	T-4th
436 runs	2nd	7th
1,368 total bases	2nd	3rd
663 games	4th	T-9th

DEVERS' TEAM RANKINGS, 2019-2023

Stat	2019	2020	2021	2022	2023
Games	1st	1st	1st	3rd	1st
XBH	1st	1st	1st	1st	1st
Total Bases	1st	1st	1st	1st	1st
Hits	1st	T-2nd	1st	3rd	1st
HR	3rd	T-1st	1st	1st	1st
RBI	2nd	1st	1st	1st	1st
Runs	2nd	T-3rd	1st	T-1st	1st

Rafael's contract extension spans the 2024-33 seasons. If he played out the entirety of that contract, the 2033 season would be his 17th with the Red Sox.

MOST SEASONS WITH THE RED SOX

Rk.	Player	Years
1.	Carl Yastrzemski	23 (1961-83)
T2.	Dwight Evans	19 (1972-90)
T2.	Ted Williams	19 (1939-42, '46-60)
4.	Tim Wakefield	17 (1995-2011)
5.	Jim Rice	16 (1974-89)
6.	Jason Varitek	15 (1997-2011)
T7.	Bobby Doerr	14 (1937-44, '46-51)
T7.	David Ortiz	14 (2003-16)
T7.	Dustin Pedroia	14 (2006-19)

COMING OUT PARTY

In the Red Sox' 3-2 win on 8/13/17 at NYY, Devers tied the game at 2-2 in the 9th inning by hitting a solo home run off Aroldis Chapman. The pitch was measured at 102.8 miles per hour, still the fastest ever hit for a HR in the Statcast era (2008-present).

Additional Career Highlights

- 🔴 Named to the 2021 All-MLB Second Team.
- 🔴 Named the Red Sox winner of the Heart and Hustle Award by the Major League Baseball Players Alumni Association in 2019, '21, and '22.
- 🔴 Is the 6th player to make at least 6 Opening Day starts at 3rd base for the Red Sox, the 1st since Wade Boggs (10, 1983-92).
- 🔴 Became the 8th player to make 6+ Opening Day starts for the Red Sox at 26 or younger (most recent: Xander Bogaerts from 2014-19 and Tony Conigliaro from 1964-70).
- 🔴 Joins Alex Rodriguez (1996) as the only players ever with 30+ HR and 50+ doubles in a season before turning 23.
- 🔴 Is the only player ever to hit 8+ HR in his first 20 ML games, all before turning 21 (source: Elias).
- 🔴 Is the only player since 1900 with 6+ hits—including 4+ doubles—in a game (8/13/19 at CLE; source: Elias).
- 🔴 Is 1 of 33 players to hit 100 HR with the Red Sox, but 1 of only 3 to do so before turning 25...Ted Williams (127) and Tony Conigliaro (124) are the others.
- 🔴 Recorded 30+ HR and 100+ RBI in 2019, 2021, and 2023.
- 🔴 Is 1 of 16 players to record multiple 30-HR seasons with the Red Sox, but 1 of only 2 to do so before turning 25 years old (Ted Williams in 1939, '41, '42).
- 🔴 Was the only player to score 100+ runs and record 100+ RBI in both 2019 and 2021.
- 🔴 Is the youngest Red Sox to go 5-for-5 or better in a game (source: Elias), doing so on 6/30/18 at NYY (21y, 249d).
- 🔴 Named AL Player of the Month for May 2019 and AL Player of the Week for 8/12-18/19...At only 22 years old, is the youngest Red Sox ever to earn the monthly honor (introduced in 1974).
- 🔴 Earned the 2018 Greg Montalbano Minor League Player of the Year Award and 2019 Tommy Harper Heart and Hustle Award from the Boston Baseball Writers.
- 🔴 Named the 3B on the 2018 Topps All-Star Rookie Team.
- 🔴 Appeared in 842 games from 2017-23, most in the majors at the age of 26 or younger.
- 🔴 Made his ML debut on 7/25/17 at SEA, starting at 3B (0-for-4, 2 BB, R)...At 20 years and 275 days old, was the youngest BOS position player to appear in a game since Luis Alvarado (20y, 259d) in 1969.
- 🔴 In his 2nd ML game, on 7/26/17 at SEA, hit a solo HR off Andrew Moore in the 3rd inning for his 1st ML hit... At 20 years and 276 days old, was the youngest Red Sox to homer since Tony Conigliaro in September 1965.
- 🔴 Homered on 8/13/17 at NYY and hit 2 HR on 8/14/17 vs. CLE...According to Elias, joined Ted Williams and Tony Conigliaro as the only Red Sox to homer in consecutive games before turning 21...Those are also the only 3 Red Sox ever to record a multi-HR game before turning 21.
- 🔴 Made his 1st career Opening Day roster in 2018 and hit 21 HR in 121 games...Became the 3rd Red Sox to hit 20+ HR in a season, all before turning 22, joining Ted Williams (1939) and Tony Conigliaro (1964-66).
- 🔴 Was 21 years and 156 days old on Opening Day in 2018 (3/29 at TB)...Was the Sox' 2nd-youngest Opening Day starter at 3B...Luis Alvarado was 21 years and 82 days old when the Sox opened the 1970 season at NYY.
- 🔴 The only other players with 50+ doubles in a season, all before turning 23, are Alex Rodriguez (54 in 1996) and Manny Machado (51 in 2013).

MOST GAMES PLAYED AT THIRD BASE, RED SOX HISTORY

Rk.	Player	Games
1.	Wade Boggs	1,521
2.	Frank Malzone	1,335
3.	Larry Gardner	931
4.	Rafael Devers	821
5.	Jim Tabor	789

RED SOX ALL-TIME HOME RUN LEADERS

Rk.	Player	HR	Rk.	Player	HR
1.	Ted Williams	521	8.	Bobby Doerr	223
2.	David Ortiz	483	9.	Jimmie Foxx	222
3.	Carl Yastrzemski	452	10.	Rico Petrocelli	210
4.	Jim Rice	382	11.	Jason Varitek	193
5.	Dwight Evans	379	12.	Nomar Garciaparra	178
6.	Manny Ramirez	274	13.	Rafael Devers	172
7.	Mo Vaughn	230			

RED SOX ALL-TIME RBI LEADERS

Rk.	Player	RBI	Rk.	Player	RBI
1.	Carl Yastrzemski	1,844	14.	Mike Greenwell	726
2.	Ted Williams	1,839	15.	Dustin Pedroia	725
3.	David Ortiz	1,530	16.	Frank Malzone	716
4.	Jim Rice	1,451	17.	Nomar Garciaparra	690
5.	Dwight Evans	1,346	18.	Wade Boggs	687
6.	Bobby Doerr	1,247	19.	Xander Bogaerts	683
7.	Manny Ramirez	868	20.	Duffy Lewis	629
8.	Jimmie Foxx	788	21.	Dom DiMaggio	618
9.	Rico Petrocelli	773	22.	Carlton Fisk	568
10.	Jason Varitek	757	23.	Kevin Youkilis	564
11.	Mo Vaughn	752	T24.	George Scott	562
12.	Joe Cronin	737	T24.	Vern Stephens	562
13.	Jackie Jensen	733	26.	Rafael Devers	555

- 🔴 Since RBI became an official stat in 1920, is 1 of 2 players with 4+ hits and 6+ RBI in multiple games before turning 23, doing so on 9/26/18 vs. BAL-G1 and 7/2/19 at TOR (also Mel Ott, 2 in 1929-30)...Joins Ted Williams (6/9/39 vs. STL) as the only Red Sox ever to record 6+ RBI in a game at 21 or younger.
- 🔴 In 2019, led the majors in XBH (90) and total bases (359) at only 22 years old...Recorded the 25th 30-HR/50-double season in MLB history, but only the 2nd ever by a 3rd baseman (also Alex Bregman in 2018).
- 🔴 Recorded an XBH and scored a run in 8 consecutive games from 5/20-28/19, matching Dwight Evans (1982) for the longest such streak in Red Sox history.
- 🔴 On 8/13/19 & 8/14/19 at CLE, recorded a hit in 8 straight PA (2B, 1B, 2B, 2B, 1B, 2B, 1B, HR)...According to Elias, he was the first Red Sox in 81 years with a hit in 8 straight PA (last: Pinky Higgins on 6/21/38 at DET).
- 🔴 On 9/8/19 vs. NYY, tied the AL record for total chances at 3B in a 9-inning game (14)...According to Elias, the only other players with 14+ chances at 3B in a 9-inning game since 1900 are WSH's Wid Conroy (14 on 9/25/1911) and NYG's Art Devlin (15 on 5/23/1908).

Rafael Devers, Continued

Postseason Career Highlights

🔥 In 26 career Postseason games, has hit .303 with a .955 OPS (27-for-89, 8 HR, 26 RBI).

🔥 Has started 22 Postseason games at 3B, tied with Wade Boggs for 2nd most in Sox history (Mueller-29).

🔥 Hit 8 HR with 26 RBI through his first 25 career Postseason games (2017-18, '21), both the most by a Red Sox player through their first 25 Postseason games...In MLB history, only Lou Gehrig (32) had more RBI through 25 career Postseason games.

🔥 From 2017-18, became the 1st player in MLB history to record at least 1 RBI in each of his first 8 career post-season starts (previous record: 6)...Tied the MLB record for consecutive postseason starts with an RBI at any point in a player's career (8), joining Lou Gehrig (1928-32), Alex Rodriguez (2007-09), and Ryan Howard (2009).

🔥 Started Game 1 of the 2017 ALDS at 20 years and 346 days old, becoming the youngest Red Sox position player ever to appear in a postseason game...Joins Babe Ruth (1915) and Ken Brett (1967) as the only Red Sox ever to appear in a postseason game before turning 21.

🔥 Hit 2 HR in the 2017 ALDS vs. HOU, including an inside-the-parker in the 9th inning of Game 4 at Fenway Park...The only other rookie to hit an inside-the-park HR in the postseason is PIT's Jimmy Sebring (1903 WS-G1 at BOS off Cy Young)...Was the 17th inside-the-park HR in post-season history, the 3rd hit by a Red Sox.

🔥 Hit a game-winning, 2-run HR in Game 3 of the 2017 ALDS, turning a 3-2 deficit into a 4-3 lead in the 3rd inning.

🔥 Became only the 6th player—and 1st Red Sox—ever to hit a postseason HR before turning 21, joining Mickey Mantle, Andruw Jones, Miguel Cabrera, Manny Machado, and Bryce Harper (since joined by others)...Joined Mantle, Jones, and Cabrera as the only players with multiple postseason HR before turning 21 (since joined by others).

🔥 Appeared in 11 Postseason games in 2018, with the Sox going 7-1 in his starts...In the pennant-clinching win at HOU in Game 5 of the ALCS, gave BOS a 4-0 lead with a 3-run HR off Justin Verlander in the 6th inning.

🔥 Recorded the game-winning RBI in Game 4 of the 2018 World Series at LAD, breaking a 4-4 tie with a pinch-hit single that scored Brock Holt in the 9th inning.

🔥 In 2021, started at 3B in each of the Sox' 11 Postseason games...Tied for the MLB lead with 5 HR, tied for the most by a Red Sox in a single Postseason (also David Ortiz-2004, '13; Todd Walker-2003; Kiké Hernández-2021).

🔥 Hit 3 HR in the 2021 ALCS, tied for the most by a Red Sox in a single ALCS (Trot Nixon-2003, David Ortiz-2004, Kevin Youkilis-2007, Dustin Pedroia-2008, Kiké Hernández-2021).

🔥 Hit safely in 9 straight games from 2021 ALDS Game 1 through ALCS Game 5, the 2nd-longest hitting streak in the Postseason by a player prior to turning 25 years old (Ozzie Albies-11).

🔥 Scored a run in 6 consecutive games from 2021 ALDS Game 4 through ALCS Game 5...Became the 3rd player in Postseason history to record at least 1 hit and 1 run in 6 consecutive games at the age of 24 or younger.

🔥 Went 3-for-4 with a 3-run HR in 2021 ALDS Game 4, helping the Sox advance to the ALCS...Was the 4th Red Sox with 3+ hits and 3+ RBI in a potential clinching game (Dustin Pedroia-2007 ALCS Game 7, Johnny Damon-2004 ALCS Game 7, David Ortiz-2004 ALDS Game 3).

MOST RBI IN A PLAYER'S FIRST 25 CAREER POSTSEASON GAMES, MLB HISTORY

Rk.	Player	Years	RBI
1.	Lou Gehrig	1926-28, '32, '36	32
2.	Rafael Devers	2017-18, '21	26
T3.	David Freese	2011-12	25
T3.	Scott Spiezio	2002, '06	25

MOST HR IN A PLAYER'S FIRST 25 CAREER POSTSEASON GAMES, RED SOX HISTORY

Rk.	Player	Years	HR
1.	Rafael Devers	2017-18, '21	8
T2.	Nomar Garciaparra	1998-99, '03	7
T2.	Jason Varitek	1998-99, '03-04	7

MOST POSTSEASON RBI BEFORE TURNING 25 YEARS OLD

Rk.	Player	Years	RBI
1.	Rafael Devers	2017-18, '21	26
2.	Carlos Correa	2015, '17-18	24
T3.	Albert Pujols	2001-02, '04	21
T3.	Kyle Tucker	2020-21	21
T3.	Juan Soto	2019-22	21

MOST POSTSEASON HR BEFORE TURNING 25 YEARS OLD

Rk.	Player	Years	HR
T1.	Rafael Devers	2017-18, '21	8
T1.	Mickey Mantle	1952-54, '56	8
T1.	Albert Pujols	2001-02, '04	8
T1.	Carlos Correa	2015, '17-18	8

Rafael Devers is the only player in MLB history with both a Postseason grand slam and a Post-season inside-the-park home run.

INSIDE-THE-PARK HOME RUNS BY RED SOX IN THE POSTSEASON

Player	Series-Game	Inn.
Patsy Dougherty	1903 WS Game 2	1
Larry Gardner	1916 WS Game 4	2
Rafael Devers	2017 ALDS Game 4	9

GRAND SLAMS BY RED SOX IN THE POSTSEASON

Player	Series-Game	Inn.
Troy O'Leary	1999 ALDS Game 5	3
Johnny Damon	2004 ALCS Game 7	2
J.D. Drew	2007 ALCS Game 6	1
David Ortiz	2013 ALCS Game 2	8
Shane Victorino	2013 ALCS Game 6	7
Jackie Bradley Jr.	2018 ALCS Game 3	8
J.D. Martinez	2021 ALDS Game 2	1
Rafael Devers	2021 ALDS Game 2	2
Kyle Schwarber	2021 ALDS Game 3	2

Minor League Career Highlights

🔥 Tabbed a league All-Star in each of his first 4 pro seasons, earning year-end selections in 2014 (Gulf Coast) and 2016 (Carolina) and mid-season selections in 2015 (South Atlantic) and 2017 (Eastern).

🔥 Began his pro career in 2014 in the Rookie-level Gulf Coast League but spent most of the year in the Dominican Summer League...Named Red Sox Minor League Offensive Player of the Month for July...After the season, ranked by *Baseball America* as the No. 99 overall prospect in baseball.

🔥 Played for the World Team in the 2015 and 2017 SiriusXM All-Star Futures Games...At 19, became the youngest Red Sox ever to participate in the game.

🔥 Named Red Sox Minor League Hitter of the Month for May 2015.

🔥 In 2016, Named Red Sox Minor League Defensive Player of the Year and tabbed a *Baseball America* High Class A All-Star...Tabbed Red Sox Minor League Defensive Player of the Month in April.

🔥 Entered 2017 ranked by *Baseball America* as baseball's No. 18 prospect...Made his Triple-A debut on 7/15/17 (4-for-4, HR)...Played in only 9 games with the PawSox before his ML selection.

🔥 Played for Escogido of the Dominican Winter League following the 2015 and 2016 seasons.

🔥 Participated in the Red Sox Rookie Development Program in January 2017.

MOST MULTI-HR GAMES BEFORE TURNING 27, RED SOX HISTORY

Rk.	Player	Games
1.	Jim Rice	21
T2.	Mookie Betts	16
T2.	Rafael Devers	16

RED SOX LEADERS PRIOR TO THE AGE OF 27

Rk.	Player	XBH
1.	Rafael Devers	400
2.	Mookie Betts	394
3.	Jim Rice	370

Rk.	Player	HR
T1.	Jim Rice	172
T1.	Rafael Devers	172

Rk.	Player	RBI
1.	Bobby Doerr	620
2.	Jim Rice	583
3.	Rafael Devers	555

RED SOX SINGLE-SEASON LEADERS (3RD BASEMEN)

Rk.	Player	HR (Year)
1.	Rafael Devers	38 (2021)
2.	Rafael Devers	33 (2023)
3.	Rafael Devers	32 (2019)

Rk.	Player	Doubles (Year)
1.	Rafael Devers	54 (2019)
2.	Wade Boggs	51 (1989)

Rk.	Player	XBH (Year)
1.	Rafael Devers	90 (2019)
2.	Adrián Beltré	79 (2010)
3.	Rafael Devers	76 (2021)

Rk.	Player	RBI (Year)
1.	Mike Lowell	120 (2007)
2.	Rafael Devers	115 (2019)
3.	Rafael Devers	113 (2021)

Rk.	Player	Runs (Year)
T1.	Rafael Devers	129 (2019)
T1.	Billy Werber	129 (1934)

Rk.	Player	Total Bases (Year)
1.	Rafael Devers	359 (2019)
2.	Adrián Beltré	326 (2010)

Rk.	Player	SLG (Year)
1.	Wade Boggs	.588 (1987)
2.	Rafael Devers	.555 (2019)

MOST SEASONS WITH 25+ HR BEFORE TURNING 27 YEARS OLD, RED SOX

Rk.	Player	Seasons
T1.	Jim Rice	4 (1976, '77, '78, '79)
T1.	Rafael Devers	4 (2019, '21, '22 '23)
T3.	Ted Williams	3 (1939, '41, '42)
T3.	Tony Conigliaro	3 (1965, '66, '70)
T3.	Nomar Garciaparra	3 (1997, '98, '99)
T3.	Mookie Betts	3 (2016, '18, '19)

On 9/17/23 at TOR, Rafael Devers became the 22nd player to record 400 XBH for the Red Sox and the 1st to do so prior to turning 27 years old.

MOST RECENT PLAYERS TO RECORD 400+ XBH BEFORE TURNING 27

Player (Years)	XBH
Rafael Devers (2017-23)	400
Bryce Harper (2012-19)	457
Manny Machado (2012-19)	432
Mike Trout (2011-18)	495
Miguel Cabrera (2003-10)	478
Albert Pujols (2001-06)	522
Andruw Jones (1996-2004)	468
Alex Rodriguez (1994-2002)	536
Ken Griffey Jr. (1989-96)	486

Rafael Devers, Continued

2023 Highlights

- Completed his 7th MLB season at only 26 years old.
- During 2023, reached 800 career games played, 500 runs, 500 RBI, 400 XBH, 150 HR, and 200 doubles.
- Led the Red Sox in games played (153), hits (157), HR (33), XBH (67), total bases (290), runs (90), RBI (100), SLG (.500), and fWAR (3.1).
- Led AL hitters with 252 hard-hit balls (95+ MPH), 2nd most in MLB behind only Ronald Acuña Jr. (309).
- Recorded his 3rd career 30-HR season and his 3rd career 100-RBI season.
- Was 1 of 3 AL players with 30+ HR and 100+ RBI in 2023, joined by Julio Rodríguez and Adolis García...The only other AL players with 100+ RBI were Kyle Tucker and Marcus Semien.
- Was 1 of 12 players in MLB to hit 30+ doubles and 30+ HR in 2023 (see box on page 71).
- Joined Ted Williams and Jim Rice as the only players to ever record as many as three 30-HR seasons with the Red Sox prior to turning 27 years old.
- Tied Jim Rice for most HR in franchise history prior to turning 27 years old (172), 13th most in BOS history overall...In 2023, surpassed Mookie Betts (139), Dustin Pedroia (140), Reggie Smith (149), George Scott (154), Xander Bogaerts (156), Carlton Fisk (162), Tony Conigliaro (162), and Jackie Jensen (170).
- Finished the season with 821 career games played at 3rd base, 4th most in Red Sox history...In 2023, surpassed Rico Petrocelli (727), Jimmy Collins (735), and Jim Tabor (789).
- Tied his career high with 62 BB (also 2021), 2nd most on the Red Sox (Casas-70).
- Named AL Player of the Week for 9/11-17, his 2nd career weekly award (also 8/12-18/2019).

2023 Timeline

- Played in 4 World Baseball Classic games for the Dominican Republic...Went 2-for-16 (.125) with 2 BB.
- Started at 3rd base on Opening Day vs. BAL, his 6th Opening Day start at the position.
- Recorded a season-high 5 RBI on 4/8 at DET, hitting a grand slam in the 2nd inning and a solo HR in the 7th...Was his 8th career game with 5+ RBI (previous: 9/10/22 at BAL).
- Became the 9th Red Sox player to ever record 8+ HR and 20+ RBI within the club's first 22 games of a season (see box on right).
- Hit 10 HR before the start of May, tied for most in club history with David Ortiz (2006) and Hanley Ramirez (2015).
- Hit his 150th HR on 5/4 vs. TOR, his 721st game...The only Red Sox to reach 150 HR in fewer games are Ted Williams (664) and Jim Rice (711) (source: ESPN Stats & Info).
- Recorded his 500th RBI on 5/30 vs. CIN, becoming the 35th player to reach the mark for the Red Sox...At 26 years, 218 days old, became the 4th-youngest player to reach the mark with the franchise behind only Hall-of-Famers Ted Williams, Bobby Doerr, and Jim Rice.
- Hit his 200th career double on 5/31 vs. CIN...Became the 31st player to hit 200+ doubles for the Red Sox, and 3rd-youngest to reach the mark behind Hall-of-Famers Bobby Doerr and Tris Speaker.
- Hit 2 HR in the Red Sox' 7-6 loss vs. COL on 6/13...Hit a 2-run HR in the 10th inning to make it a 1-run game.

DEVERS' 2023 A.L. RANKINGS

Stat	Rank	Stat	Rank
.271 AVG	17th	33 HR	T-5th
.351 OBP	13th	90 runs	T-13th
.500 SLG	7th	100 RBI	T-4th
.851 OPS	7th	290 total bases	T-8th
34 doubles	T-15th	124 wRC+	T-14th
67 XBH	10th	252 hard-hit balls	1st
157 hits	16th	55.1 hard-hit %	3rd

DEVERS' 2023 RANKINGS AMONG A.L. THIRD BASEMEN

Stat	Rank	Stat	Rank
.271 AVG	3rd	33 HR	1st
.351 OBP	4th	90 runs	3rd
.500 SLG	1st	100 RBI	1st
.851 OPS	1st	290 total bases	T-1st
34 doubles	3rd	124 wRC+	3rd
67 XBH	1st	252 hard-hit balls	1st
157 hits	3rd	55.1 hard-hit %	2nd

*Min. 50% games played at 3B

RED SOX WITH AT LEAST 8 HR AND 20 RBI IN THE CLUB'S FIRST 22 GAMES

Player (Year)	HR	RBI
Rafael Devers (2023)	8	20
Hanley Ramirez (2015)	10	22
Carl Everett (2000)	8	24
Mo Vaughn (1995)	11	27
George Scott (1966)	10	23
Dick Gernert (1956)	8	20
Ted Williams (1950)	8	26
Vern Stephens (1949)	8	25
Jimmie Foxx (1936)	8	20

- Recorded a season-long 14-game on-base streak from 6/13-29...Posted a .403 OBP during the streak with 11 BB, his most in any career 14-game span to that point...Also drew 11 BB in a 14-game span from 9/4-19.
- Became the 6th player in Red Sox history to record 20+ doubles, 20+ HR, and 70+ RBI before the All-Star break, joining J.D. Martinez (2018), David Ortiz (2004, '05, '16), Manny Ramirez (2001, '04), Fred Lynn (1979), and Ted Williams (1949, '50).
- Hit a pair of solo HR in the Sox' 8-3 win over the Cubs at Wrigley Field on 7/14.
- In 21 July games, batted .354 (29-for-82) with a 1.057 OPS, 6 2B, 6 HR, 13 runs, and 15 RBI.
- Scored his 500th career run on 8/9 vs. KC...Was the 38th player to reach the mark for the Red Sox, but only the 7th to do so before turning 27 years old (also Mookie Betts, Xander Bogaerts, Bobby Doerr, Jim Rice, Tris Speaker, and Ted Williams).
- Recorded his 395th career XBH on 9/6 at TB, passing Mookie Betts for most in club history before turning 27.
- Named AL Player of the Week for 9/11-17...Batted .400 with a .586 OBP and 1,000 SLG during the week (8-for-20, 5 R, 4 HR, 5 RBI, 7 BB, 2 HBP).

Personal

- 👉 Was 1 of 10 children in his family (3 boys, 7 girls).
- 👉 Has 2 daughters, Rachell and Rachellis.
- 👉 When he was young in the Dominican Republic, would sometimes ride a horse to the baseball field.
- 👉 His dad played baseball and would sometimes take Rafael to local games on his scooter.
- 👉 His cousin, José, has played in the Yankees (2017) and Marlins (2018-19, '21-23) organizations...The two cousins took the same field during the Marlins' series at Fenway Park in 2021 (5/28-29, 6/7).

MOST XBH, 2019-23

Rk.	Player	XBH
1.	Rafael Devers	331
2.	Freddy Freeman	329
3.	Marcus Semien	321

Rafael Devers and Pete Alonso are the only players to record 65+ XBH in each of the last four 162-game seasons.

MULTIPLE ALL-STAR SELECTIONS, RED SOX THIRD BASEMEN

Rk.	Player	Selections
1.	Wade Boggs	8 (1985-92)
	Frank Malzone*	8 (1957-60, '63-64)
3.	Rafael Devers	2 (2021-22)
	Scott Cooper	2 (1993-94)
	George Kell	2 (1952-53)

*Selected to both All-Star Games in 1959 and '60

RED SOX WITH 30+ HR AND 50+ DOUBLES IN A SEASON

Player	Season	HR	2B
David Ortiz	2007	35	52
Xander Bogaerts	2019	33	52
Rafael Devers	2019	32	54

Rafael Devers

RED SOX WITH AT LEAST 500 RUNS SCORED, 500 RBI, AND A .500 SLG

Player	R	RBI	SLG
Rafael Devers	529	555	.510
David Ortiz	1,204	1,530	.570
Manny Ramirez	743	868	.588
Nomar Garciaparra	709	690	.553
Mo Vaughn	628	752	.542
Jim Rice	1,249	1,451	.502
Fred Lynn	523	521	.520
Ted Williams	1,798	1,839	.634
Jimmie Foxx	721	788	.605

- I HEART NEW YORK**
- 👉 Devers has hit 13 HR at Yankee Stadium, tied with Goose Goslin (1922-27) and Boog Powell (1961-68) for the most by any player on the road against the Yankees before turning 27.
 - 👉 Joins Babe Ruth as the only players to homer in 3 straight games vs. NYY before turning 21 (source: Elias).
 - 👉 On 6/30/18 at NYY, became the youngest player ever to hit a grand slam in a Red Sox-Yankees game (21 years, 249 days), as well as the youngest player ever with 5+ hits vs. NYY on the road (since 1923).

PLAYERS WITH 30+ HR AND 30+ DOUBLES IN 2023

Player	2B	HR
Ronald Acuña Jr. (ATL)	35	41
Ozzie Albies (ATL)	30	33
Mookie Betts (LAD)	40	39
Rafael Devers (BOS)	34	33
Francisco Lindor (NYM)	33	31
Austin Riley (ATL)	32	37
Luis Robert Jr. (CWS)	36	38
Julio Rodríguez (SEA)	37	32
Corey Seager (TEX)	42	33
Juan Soto (SD)	32	35
Spencer Torkelson (DET)	34	31
Christian Walker (ARI)	36	33

FOLLOW ME TO THE POSTSEASON

In the club's final game of the 2021 regular season (10/3 at WSH), needing a win to host the AL Wild Card Game, Devers went 4-for-5 with 2 HR, 4 RBI, and 3 runs scored, including a 2-run HR in the top of the 9th inning which gave the Sox their decisive 7-5 lead.

FIRST IMPRESSION

In his first 20 ML games from 7/25-8/19/17, Devers went 28-for-77 (.364) with 8 HR and 16 RBI.

- 👉 Devers became the 1st player ever to hit 8 HR in his first 20 ML games before turning 21 (source: Elias).
- 👉 His 28 hits were the most by a Red Sox in their first 20 games since Johnny Pesky (28 in 1942).
- 👉 The only other players since 1913 to hit safely in at least 17 of their first 20 games before turning 21 are Roberto Clemente and Iván Rodríguez.

INTERNATIONAL AFFAIR

Devers' 172 HR are the 2nd most by a Dominican-born player prior to turning 27 years old, trailing only Albert Pujols (250). His 400 XBH are the 3rd most among that group behind Pujols (522) and César Cedeño (433). Devers' 221 doubles are the 3rd most among the group, trailing only Pujols (260) and Cedeño (257). He also ranks 5th among that group in runs scored (529) and RBI (555), and 7th in hits (919).

Rafael Devers, Continued

PLAYERS TO GO 6-FOR-6 IN A GAME BEFORE TURNING 23 YEARS OLD

Rk.	Player	Game	Age
1.	Joe Morgan	7/8/65 at MIL	21.292
2.	Jesus Alou	7/10/64 at CHC	22.108
3.	Rafael Devers	8/13/19 at CLE	22.293

PLAYERS TO HIT .300+ WITH 30+ HR, 100+ RBI, AND 100+ RUNS SCORED IN A SEASON BEFORE TURNING 23

Player	Year	AVG	HR	RBI	R
Vladimir Guerrero Jr.	2021	.311	48	111	123
Rafael Devers	2019	.311	32	115	129
Miguel Cabrera	2005	.323	33	116	106
Albert Pujols	2002	.314	34	127	118
Albert Pujols	2001	.329	37	130	112
Alex Rodriguez	1996	.358	36	123	141
Eddie Mathews	1953	.302	47	135	110
Ted Williams	1939	.327	31	145	131
Joe DiMaggio	1937	.346	46	167	151
Hal Trosky	1934	.330	35	142	117
Jimmie Foxx	1930	.335	37	156	127
Jimmie Foxx	1929	.354	33	118	123
Mel Ott	1929	.328	42	151	138

MOST EXTRA-BASE HITS IN A SEASON BEFORE TURNING 23 YEARS OLD, MLB HISTORY

Rk.	Player	XBH (Year)
1.	Joe DiMaggio	96 (1937)
2.	Alex Rodriguez	91 (1996)
3.	Rafael Devers	90 (2019)

**The previous Red Sox record was 86 XBH (Ted Williams in 1939)*

MOST HOME RUNS IN A SEASON BEFORE TURNING 23 YEARS OLD, RED SOX HISTORY

Rk.	Player	HR (Year)
T1.	Tony Conigliaro	32 (1965)
T1.	Rafael Devers	32 (2019)
3.	Ted Williams	31 (1939)

MOST HITS IN A SEASON BEFORE TURNING 23 YEARS OLD, RED SOX HISTORY

Rk.	Player	Hits (Year)
1.	Rafael Devers	201 (2019)
2.	Xander Bogaerts	194 (2015)
3.	Ted Williams	193 (1940)

PLAYERS WITH 200+ HITS IN A SEASON BEFORE TURNING 23 (SINCE 1900)

Player	Year	Hits	Age	Team	Player	Year	Hits	Age	Team
Rafael Devers	2019	201	22	BOS	Stan Musial	1943	220	22	STL
Starlin Castro	2011	207	21	CHC	Buddy Lewis	1937	210	20	WSH
Alex Rodriguez	1996	215	20	SEA	Joe DiMaggio	1937	215	22	NY Yankees
Garry Templeton	1977	200	21	STL	Joe DiMaggio	1936	206	21	NY Yankees
Dick Allen	1964	201	22	PHI	Hal Trosky	1934	206	21	CLE
Vada Pinson	1959	205	20	CIN	Freddie Lindstrom	1928	231	22	NY Yankees
Hank Aaron	1956	200	22	MIL	Lloyd Waner	1928	221	22	PIT
Al Kaline	1955	200	20	DET	Lloyd Waner	1927	223	21	PIT
Harvey Kuenn	1953	209	22	DET	Ty Cobb	1909	216	22	DET
Dick Wakefield	1943	200	22	DET	Ty Cobb	1907	212	20	DET

PLAYERS WITH 100+ HOME RUNS AND 125+ DOUBLES BEFORE TURNING 25

Player	HR	2B	Player	HR	2B	Player	HR	2B
*Hank Aaron	140	159	Vladimir Guerrero Jr.	130	133	Alex Rodriguez	172	181
*Adrián Beltré	100	144	Bryce Harper	150	149	*Ron Santo	104	138
*Johnny Bench	154	142	Andruw Jones	157	156	Ruben Sierra	114	152
Miguel Cabrera	141	187	*Al Kaline	125	156	Juan Soto	160	148
Cesar Cedeno	103	195	Manny Machado	121	159	Giancarlo Stanton	154	138
*Orlando Cepeda	154	163	*Mickey Mantle	173	136	Hal Trosky	136	160
Rafael Devers	112	145	*Eddie Murray	111	127	Mike Trout	160	168
*Joe DiMaggio	137	143	*Mel Ott	176	194	Justin Upton	101	141
*Jimmie Foxx	174	159	Albert Pujols	160	189	*Ted Williams	127	154
*Lou Gehrig	100	139	*Cal Ripken Jr.	100	141			
*Ken Griffey Jr.	172	194	*Frank Robinson	160	140			

**Hall of Famer*

MOST OPENING DAY STARTS AT 3RD BASE, RED SOX HISTORY

Rk.	Player	GS	Seasons
1.	Wade Boggs	10	1983-92
2.	Frank Malzone	9	1956-65
3.	Jimmy Collins	7	1901-07
T4.	Rafael Devers	6	2018-23
	Larry Gardner	6	1912-17
	Rico Petrocelli	6	1971-76

FEWEST GAMES TO REACH 100 HR, RED SOX HISTORY

Rk.	Player (Years)	Games
1.	Ted Williams (1939-41)	467
2.	Tony Conigliaro (1964-67)	469
3.	Rafael Devers (2017-21)	486

Devers hit both his 99th and 100th HR on 7/23 vs. NYY.

YOUNGEST RED SOX TO REACH 100 CAREER DOUBLES

Rk.	Player (Years)	Age
1.	Ted Williams (1939-41)	22 years, 289 days
2.	Bobby Doerr (1937-41)	23 years, 19 days
3.	Rafael Devers (2017-20)	23 years, 309 days
4.	Carl Yastrzemski (1961-63)	23 years, 327 days

MOST DOUBLES IN A SEASON, RED SOX HISTORY

Rk.	Player	Doubles (Year)
1.	Earl Webb	67 (1931)
2.	Nomar Garciaparra	56 (2002)
T3.	Rafael Devers	54 (2019)
T3.	Dustin Pedroia	54 (2008)

MOST EXTRA-BASE HITS IN A SEASON, RED SOX HISTORY

Rk.	Player	XBH (Year)
1.	Jimmie Foxx	92 (1938)
2.	David Ortiz	91 (2004)
3.	Rafael Devers	90 (2019)

MOST XBH IN A MONTH (RED SOX HISTORY)

Rk.	Player	Month	XBH
1.	Ted Williams	June 1950	26
2.	Earl Webb	May 1931	25
3.	Jose Canseco	August 1995	24
	Tris Speaker	Sept./Oct. 1914	24
5.	Bobby Doerr	June 1946	23
	Dwight Evans	August 1987	23
7.	Rafael Devers	May 2022	22
	Rafael Devers	July 2019	22
	David Ortiz	May 2016	22
	Jimmie Foxx	August 1939	22
	Jimme Foxx	July 1933	22

CONNECT FOUR

Devers homered in 4 consecutive games in 2021 (4/8-13) and 2022 (6/11-15).

👉 The only other Red Sox with multiple such streaks are Ted Williams (6x), Carl Yastrzemski (3x), Jimmie Foxx (3x), Jim Rice (2x), and Jose Canseco (2x).

👉 Joined Babe Ruth (1918) and Ted Williams (1941) as the only Red Sox to homer in 4 consecutive games before turning 25.

Rafael Devers' Career Record

YEAR	CLUB	AVG	G	AB	R	H	2B	3B	HR	RBI	SH	HBP	BB	SO	SB	CS	OBP	SLG	OPS
2014	DSL Red Sox (R)	.337	28	104	26	35	6	3	3	21	0	1	21	20	4	1	.445	.538	.983
	GCL Red Sox (R)	.312	42	157	21	49	11	2	4	36	0	2	14	30	1	0	.374	.484	.858
2015	Greenville (A)	.288	115	469	71	135	38	1	11	70	1	8	24	84	3	2	.329	.443	.772
2016	Salem (A+)	.282	128	503	64	142	32	8	11	71	0	1	40	94	18	6	.335	.443	.778
2017	Portland (AA)	.300	77	287	48	86	19	3	18	56	0	1	31	55	0	3	.369	.575	.944
	Pawtucket (AAA)	.400	9	35	6	14	1	0	2	4	0	0	3	8	0	0	.447	.600	1.047
	BOSTON	.284	58	222	34	63	14	0	10	30	0	0	18	57	3	1	.338	.482	.820
2018	BOSTON	.240	121	450	59	108	24	0	21	66	0	0	38	121	5	2	.298	.433	.731
	Lowell (A-)	.250	1	4	1	1	0	0	1	2	0	0	0	0	0	0	.250	1.000	1.250
	Pawtucket (AAA)	.333	6	21	3	7	2	0	1	2	0	0	1	6	0	0	.364	.571	.935
2019	BOSTON	.311	156	647	129	201	54	4	32	115	1	4	48	119	8	8	.361	.555	.916
2020	BOSTON	.263	57	232	32	61	16	1	11	43	0	3	13	67	0	0	.310	.483	.793
2021	BOSTON	.279	156	591	101	165	37	1	38	113	0	7	62	143	5	5	.352	.538	.890
2022	BOSTON	.295	141	555	84	164	42	1	27	88	0	6	50	114	3	1	.358	.521	.879
2023	BOSTON	.271	153	580	90	157	34	0	33	100	0	11	62	126	5	1	.351	.500	.851
	Major League Totals	.280	842	3277	529	919	221	7	172	555	1	31	291	747	29	18	.343	.510	.853
	Minor League Totals	.297	406	1580	240	469	109	17	51	262	1	13	134	297	26	12	.354	.484	.838

TRANSACTIONS: Signed by the Boston Red Sox as an international free agent, 8/9/2013; **INJURED LIST:** Left shoulder inflammation, 7/11-20/2018; Left hamstring strain, 7/29-8/7/2018; Left hamstring strain, 8/16-9/3/2018; Right hamstring inflammation, 7/23-8/1/2022

Rafael Devers, Continued

Postseason Record

	AVG	G	AB	R	H	2B	3B	HR	RBI	SH	HBP	BB	SO	SB	CS	OBP	SLG	OPS
	.303	26	89	21	27	0	0	8	26	0	0	12	25	1	0	.382	.573	.955

Wild Card Record

YEAR	CLUB	AVG	G	AB	R	H	2B	3B	HR	RBI	SH	HBP	BB	SO	SB	CS	OBP	SLG	OPS
2021	BOS vs. NYY	.000	1	2	1	0	0	0	0	0	0	0	2	1	0	0	.500	.000	.500

Division Series Record

YEAR	CLUB	AVG	G	AB	R	H	2B	3B	HR	RBI	SH	HBP	BB	SO	SB	CS	OBP	SLG	OPS
2017	BOS vs. HOU	.364	4	11	3	4	0	0	2	5	0	0	2	4	0	0	.429	.909	1.338
2018	BOS vs. NYY	.286	2	7	2	2	0	0	0	1	0	0	0	1	1	0	.286	.286	.571
2021	BOS vs. TB	.333	4	18	3	6	0	0	2	6	0	0	2	5	0	0	.400	.667	1.067
Division Series Totals		.333	10	36	8	12	0	0	4	12	0	0	4	10	1	0	.390	.667	1.057

League Championship Series Record

YEAR	CLUB	AVG	G	AB	R	H	2B	3B	HR	RBI	SH	HBP	BB	SO	SB	CS	OBP	SLG	OPS
2018	BOS vs. HOU	.385	4	13	4	5	0	0	1	6	0	0	2	5	0	0	.467	.615	1.082
2021	BOS vs. HOU	.292	6	24	7	7	0	0	3	6	0	0	3	2	0	0	.370	.667	1.037
LCS Totals		.324	10	37	11	12	0	0	4	12	0	0	5	7	0	0	.405	.649	1.054

World Series Record

YEAR	CLUB	AVG	G	AB	R	H	2B	3B	HR	RBI	SH	HBP	BB	SO	SB	CS	OBP	SLG	OPS
2018	BOS vs. LAD	.214	5	14	1	3	0	0	0	2	0	0	1	7	0	0	.267	.214	.481

All-Star Game Record

YEAR	CLUB	AVG	G	AB	R	H	2B	3B	HR	RBI	SH	HBP	BB	SO	SB	CS	OBP	SLG	OPS
2021	AL at COL	.500	1	2	0	1	1	0	0	0	0	0	0	0	0	0	.500	1.000	1.500
2022	AL at LAD	.000	1	0	0	0	0	0	0	0	0	0	1	0	0	0	.370	.000	1.000
All-Star Game Totals		.500	2	2	0	1	1	0	0	0	0	0	1	0	0	0	.667	1.000	1.667

World Baseball Classic Record

YEAR	CLUB	AVG	G	AB	R	H	2B	3B	HR	RBI	SH	HBP	BB	SO	SB	CS	OBP	SLG	OPS
2023	Dominican Republic	.125	4	16	1	2	0	0	0	0	0	0	2	4	0	0	.222	.125	.347

Career Fielding Record

POS	PCT.	G	GS	PO	A	E	TC	DP
2B	1.000	2	0	0	1	0	1	0
3B	.942	821	812	607	1499	129	2235	148
SS	-	2	0	0	0	0	0	0

Career Single-Game Highs

HITS: 6, 8/13/19 at CLE; **DOUBLES:** 4, 8/13/19 at CLE; **HOME RUNS:** 2, 16x, last 7/14/23 at CHC; **RBI:** 6, 2x, last 7/2/19 at TOR; **RUNS SCORED:** 3, 14x, last 8/20/23 at NYY; **WALKS:** 3, 2x, last 8/6/21 at TOR; **STRIKEOUTS:** 4, 2x, last 9/22/20 vs. BAL; **STOLEN BASES:** 1, 29x, last 10/1/23 at BAL; **HITTING STREAK:** 15, 9/29/21-4/18/22; **EJECTIONS (0)**

Home Run Notes

MULTI-HOME RUN GAMES (16): 2-HOME RUN GAMES (16): 8/14/17 vs. CLE; 5/4/18 at TEX; 9/26/18 vs. BAL-G1; 7/2/19 at TOR; 8/30/20 vs. WSH; 9/8/20 at PHI-G1; 4/11/21 at BAL; 7/23/21 vs. NYY; 8/29/21 at CLE; 10/3/21 at WSH; 5/21/22 vs. SEA; 7/7/22 vs. NYY; 4/8/23 at DET; 5/19/23 at SD; 6/13/23 vs. COL; 7/14/23 at CHC; **LEADOFF (0): GRAND SLAMS (5):** 4/18/18 at LAA off Tyler Skaggs; 6/30/18 at NYY off Sonny Gray; 5/10/22 at ATL off Kyle Wright; 9/10/22 at BAL off Jordan Lyles; 4/8/23 at DET off Garrett Hill; **PINCH-HIT (0); EXTRA-INNING (2):** 6/16/19 at BAL off Mychal Givens (10th); 6/13/23 vs. COL off Matt Carasiti (10th); **GAME-ENDING (0); INSIDE-THE-PARK (0)**

Major League Firsts

GAME: 7/25/17 at SEA (started at 3B); **HIT:** 7/26/17 at SEA off Andrew Moore (HR, 3rd inning); **HOME RUN:** 7/26/17 at SEA off Andrew Moore (solo, 3rd inning); **GAME-ENDING RBI:** 4/11/19 vs. TOR off Ken Giles (single, 9th inning)

16 JARREN DURAN

OF



Bats: Left • **Throws:** Right • **Height:** 6-2 • **Weight:** 206

Opening Day Age: 27 • **MLB Service:** 1 year, 155 days

Born: 9/5/1996 in Corona, CA

Acquired: Selected in the 7th round of the 2018 First-Year Player Draft

Contract Status: Signed through 2024

Jarren Duran

Career Highlights

- 👉 Is in his 7th professional season.
- 👉 Made his ML debut in 2021 (33 games), then played in 58 ML games in 2022 and 102 games in 2023.
- 👉 Began his professional career as a 2nd baseman, but transitioned to the outfield during his 1st season (2018)...Between the majors and minors, has made 394 starts in CF, 44 in RF, 28 in LF, and 20 at 2B.
- 👉 Named 2023 Red Sox Comeback Player of the Year by the Boston Baseball Writers.
- 👉 Led the Red Sox in sprint speed in 2021 (29.3 ft./second), 2022 (29.2), and 2023 (29.5).
- 👉 Is 139-for-172 (80.8%) in stolen base attempts during his pro career, including 33-for-37 (89.2%) in the majors...Has stolen multiple bases in a game 21 times in the minors and 7 times in the Majors.
- 👉 In his 162 starts with BOS, has batted leadoff (76 games), 2nd (9), 4th (1), 5th (19), 6th (7), 7th (15), 8th (19), and 9th (16).
- 👉 On the 1st pitch in the majors, has batted .409 with a 1.088 OPS (36-for-88, 4 2B, 2 3B, 5 HR).
- 👉 Played for Mexico in the 2023 World Baseball Classic.
- 👉 Following the 2020 season, helped Caguas win the Puerto Rican Winter League title...Named MVP of the championship series...Also was named a Caribbean Series All-Star after helping lead Puerto Rico to the title game.
- 👉 Played for Team USA in the WBSC Americas Olympic Qualifier in May and June 2021.

Minor League Career Highlights

- 👉 Named an MiLB.com Organization All-Star 3 times: 2018, '19, and '21.
- 👉 Began 2022 ranked by *Baseball America* as the No. 91 prospect in baseball...Was ranked as high as No. 37 in 2021...Also ranked one of the Sox' top 5 prospects entering 2020 (No. 5), 2021 (No. 5), and 2022 (No. 4).
- 👉 Rated by *Baseball America* as the fastest baserunner in the Sox organization entering 2019, 2021, and 2022, as well as the best athlete in 2019 and best hitter for average in 2020.
- 👉 Named by *Baseball America* the 2019 High Class A Player of the Year...Also recognized as a High Class A All-Star in 2019 and a Short-Season All-Star in 2018.
- 👉 In 2019, was tabbed a Carolina League mid-season All-Star and an Arizona Fall League Fall Star.
- 👉 Named the Red Sox' 2019 Minor League Base Runner of the Year after leading BOS farmhands with 46 steals... Also led Sox minor leaguers that season in hits (157), runs (90), and triples (tied, 8).

FEWEST GAMES TO REACH 50 DOUBLES (RED SOX HISTORY)

Rk.	Player (Seasons)	G
1.	Dom DiMaggio (1940-41)	156
2.	Fred Lynn (1974-76)	163
3.	Ted Williams (1939-40)	165
4.	Jarren Duran (2021-23)	183

RED SOX WITH 25+ STEALS AND 50+ EXTRA-BASE HITS IN THEIR FIRST 162 MLB GAMES

Player (Seasons)	SB	XBH
Jimmy Collins (1901-02)	25	78
Chick Stahl (1901-02)	33	50
Ellis Burks (1987-88)	34	64
Nomar Garciaparra (1996-97)	25	83
Jarren Duran (2021-23)	26	62

HIGHEST SINGLE-SEASON STOLEN BASE SUCCESS RATE IN RED SOX HISTORY

Rk.	Player (Season)	SB%
1.	Jacoby Ellsbury (2013)	92.9 (52-for-56)
2.	Jarren Duran (2023)	92.3 (24-for-26)
3.	Mookie Betts (2017)	89.7 (26-for-29)

(Among the 75 players with 25+ SB attempts)

HIGHEST STOLEN BASE SUCCESS RATE IN 2023

Rk.	Player (Team)	SB%
1.	Trea Turner (PHI)	100.0 (30-for-30)
2.	Jarren Duran (BOS)	92.3 (24-for-26)
3.	CJ Abrams (WSH)	92.2 (47-for-51)

(Among the 45 players with 25+ SB attempts)

- 👉 Played in the 2019 SiriusXM All-Star Futures Game.
- 👉 Named Carolina League Player of the Week for 5/12-18/19.
- 👉 Was leading MiLB in AVG (.387) and OBP (.456) at the time he was promoted to Double-A Portland on 6/3/19.
- 👉 Named Red Sox Minor League Base Stealer of the Month for July 2018, Base Runner of the Month for August/September 2018, and Hitter of the Month for May 2021... Named to MLB.com's Prospect Team of the Week for 5/10-16/21.
- 👉 Was 1 of only 16 minor leaguers to steal at least 70 bases in 2018 and 2019 combined...Among that group, ranked 1st in AVG (.322) and triples (19).

Jarren Duran, Continued

2023 Highlights

- 🔥 Played in a career-high 102 games and posted a .295/.346/.482/.828 line (34 2B, 2 3B, 8 HR).
- 🔥 Missed the last 38 games due to a left great toe sprain...Underwent a successful left great toe flexor tendon repair on 8/30, performed by Dr. Robert Anderson at the Charlotte Surgical Center in Charlotte, NC.
- 🔥 Led the Red Sox in steals (24-for-26), the 2nd-highest success rate in club history (see table on previous page).
- 🔥 Led the Red Sox and ranked in MLB's 96th percentile in sprint speed (29.5 ft./second).
- 🔥 Appeared defensively in CF (75 G, 62 GS), LF (27 G, 20 GS), and RF (1 G).
- 🔥 In 35 PA when leading off the 1st inning, hit .412 with a 1.105 OPS (14-for-34, BB, 4 2B, 3B, HR).
- 🔥 Batted .333 as a pinch hitter (5-for-15, 3 2B, BB).
- 🔥 Recorded 3 games with 3+ doubles, tied for the most in a season in Red Sox history (also Mike Lowell in 2006)... The only Sox with 2 such games in a season are Babe Ruth (1918), Dwight Evans (1980), Wade Boggs (1991), Victor Martinez (2010), and Rafael Devers (2019).

2023 Timeline

- 🔥 Began the season with Triple-A Worcester, playing in 11 games with a .353 OBP and a .792 OPS (8-for-41, 8 R, 2 2B, 3B, 2 HR, 8 RBI, 10 BB, 2 SB).
- 🔥 Was recalled by BOS on 4/17 and spent the remainder of the season in the majors.
- 🔥 Recorded a hit in 12 of his 14 games from 4/17-5/1, including multiple hits in 7 of them (.404 AVG).
- 🔥 Hit a double in each of his first 4 MLB games of 2023, from 4/17-20 (.385 AVG, 5-for-13, R, 4 2B, 5 RBI, 2 BB, SB).
- 🔥 Recorded an RBI in a career-high 4 consecutive games from 4/18-21 (6 total RBI).
- 🔥 Hit his 1st career grand slam on 4/25 at BAL.
- 🔥 Hit his 3rd HR of the season on 5/16 vs. SEA, tying his HR total from 2022 in 31 fewer games (58 games in 2022 and 27 games in 2023).
- 🔥 On 6/19 at MIN, went 3-for-3 with 3 doubles.
- 🔥 Stole a career-high 3 bases on 6/24 at CWS.
- 🔥 Over 25 games from 7/2-8/4, hit .388 with a 1.135 OPS (33-for-85, 22 R, 11 2B, 2 3B, 4 HR)...Ranked among ML leaders in AVG (3rd), OBP (9th, .429), SLG (3rd, .706), OPS (3rd), doubles (3rd), and XBH (3rd, 17).
- 🔥 On 7/2 at TOR, went 5-for-5 with 3 runs scored and 4 doubles...Set a career high in hits and tied the MLB record for doubles in a game...Became the 8th player in Red Sox history with 4 doubles in a game (see table on right).
- 🔥 Recorded his 25th double of the season on 7/2 at TOR... Became the 1st player in Red Sox history with 15+ stolen bases and 25+ doubles in his first 65 games of a season, the 1st Major Leaguer to do so since Craig Biggio in 1999.
- 🔥 From 7/2-4, recorded a hit in 7 consecutive PA (2B, 2B, 2B, 2B, 1B, 3B, 2B).

DURAN'S 2023 RANKINGS WHEN LEADING OFF 1ST INNING

Stat	AL	MLB
.412 AVG	1st	2nd
.429 OBP	2nd	6th
.677 SLG	1st	2nd
1.105 OPS	1st	2nd

Min. 30 PA leading off the 1st inning

2023 MLB LEADERS IN OUTFIELD JUMP

Rk.	Player (Team)	Jump
1.	Kevin Kiermaier (TOR)	3.3
2.	Johan Rojas (PHI)	3.2
3.	Kyle Isbel (KC)	2.9
4.	Jarren Duran (BOS)	2.8

Measured in feet covered in the correct direction against the MLB average

RED SOX TO RECORD 4 DOUBLES IN A GAME

Player	Game
Billy Werber	7/17/1935 vs. CLE-G1
Al Zarilla	6/8/1950 vs. STL
Orlando Cepeda	8/8/1973 at KC
Rick Miller	5/11/1981 at TOR
Victor Martinez	6/1/2010 vs. OAK
Brock Holt	6/1/2014 at TB
Rafael Devers	8/13/2019 at CLE
Jarren Duran	7/3/2023 at TOR

INSTANT OFFENSE

On 7/31/23 at SEA, Jarren led off the 1st inning with a walk. On a single play with Justin Turner batting, Duran stole 2nd base, advanced to 3rd on a throwing error by the catcher, and scored on a throwing error by the CF. According to Elias, Duran became the first Red Sox player to score on a play he stole 2nd base since Ellis Burks on 7/31/87, exactly 36 years prior to the day.

- 🔥 Homered in consecutive games for the 1st time in his career on 8/2 at SEA and 8/4 vs. TOR (both 2-run HR).
- 🔥 On 8/8 vs. KC, hit an RBI double in the 7th inning...It was his 50th career double in his 183rd career game, the 4th fewest games to reach that mark in Red Sox history (see table on previous page).
- 🔥 Missed the last 38 games of the season due to a left great toe sprain...Was placed on the IL on 8/21.

Personal

- 🔥 Full name is Jarren William Duran.
- 🔥 Played 3 seasons as a 2nd baseman at California State University, Long Beach (2016-18)...Left school ranked 4th in program history with 49 steals...Earned 2nd Team All-Big West honors in 2017...In 2018, led the conference in steals (17) and led LBSU in hits (67) and runs (42).
- 🔥 Graduated in 2015 from Cypress High School in CA.

In the Community

- 🔥 As part of the Red Sox Rookie Development Program, visited patients at Boston Children’s Hospital on 1/15/20.
- 🔥 Took part in the Red Sox Holiday Caravan in December 2022, visiting children at Shriner’s Children’s Boston, Mass General Hospital for Children, and The BASE, a Roxbury based community organization that utilizes sports in a way to engage youth in a positive, success driven culture by providing athletic training, coaching, competition, and academic support.
- 🔥 Attended Red Sox Winter Weekend in January 2024, signing autographs and posing for pictures with fans.

SPEED DEMON

In 2023, Duran ranked in MLB’s 96th percentile in sprint speed. He led the Red Sox in that statistic in each of his first 3 Major League seasons: 2021 (29.3 feet per second), 2022 (29.2), and 2023 (29.5). The MLB average is 27.0 feet per second, while 30.0 is considered elite.

A “bolt” is any run above 30.0 feet per second. Since his 2021 debut, Duran leads the Red Sox with 54 bolts, while all Sox players have combined for 23.

LOVE AT FIRST SIGHT

Jarren made his MLB debut on 7/17/21 at Yankee Stadium, singling off Gerrit Cole on the first pitch he saw. He was the first Red Sox player to record a hit on the first pitch of his first big league plate appearance since 2010, when Daniel Nava (6/12 vs. PHI) and Yamaico Navarro (8/20 vs. TOR) both did so.



SEAL THE DEAL

During spring training in 2021, Jarren shared with MLB.com’s Jon Paul Morosi that he once contemplated becoming a U.S. Navy SEAL. “I don’t like to quit,” Duran said. “That’s a big thing when I’ve seen them. If you want to succeed, you can’t quit. That inspired me. These guys just don’t quit. They’re winners. That’s their thing: ‘I’m going to win at everything I do.’ ... The brotherhood they have is inseparable. It can’t be compared to anybody, because you have to trust the person to your left and right with your life ... The hard work those guys do—and the great things they do for us—was a huge inspiration to me.”

Jarren Duran, Continued

Jarren Duran's Career Record

YEAR	CLUB	AVG	G	AB	R	H	2B	3B	HR	RBI	SH	HB	BB	SO	SB	CS	OBP	SLG	OPS
2018	Lowell (A-)	.348	37	155	28	54	5	10	2	20	0	1	11	26	12	4	.393	.548	.941
	Greenville (A)	.367	30	128	24	47	9	1	1	15	0	1	5	22	12	6	.396	.477	.872
2019	Salem (A+)	.387	50	199	49	77	13	3	4	19	0	3	23	44	18	5	.456	.543	.998
	Portland (AA)	.250	82	320	41	80	11	5	1	19	3	5	23	84	28	8	.309	.325	.634
2020																			
2021	Worcester (AAA)	.258	60	244	46	63	11	2	16	36	0	8	30	66	16	3	.357	.516	.873
	BOSTON	.215	33	107	17	23	3	2	2	10	0	0	4	40	2	1	.241	.336	.578
2022	Worcester (AAA)	.283	68	279	49	79	16	6	10	38	0	2	26	73	18	3	.349	.491	.840
	BOSTON	.221	58	204	23	45	14	3	3	17	0	4	14	63	7	1	.283	.363	.646
2023	Worcester (AAA)	.195	11	41	8	8	2	1	2	6	0	0	10	11	2	0	.353	.439	.792
	BOSTON	.295	102	332	46	98	34	2	8	40	0	3	24	90	24	2	.346	.482	.828
Major League Totals		.258	193	643	86	166	51	7	13	67	0	7	42	193	33	4	.309	.420	.729
Minor League Totals		.299	338	1366	245	408	67	28	36	153	3	20	128	326	106	29	.366	.468	.834

TRANSACTIONS: Signed by the Boston Red Sox as a 7th-round selection in the First-Year Player Draft (signed by Justin Horowitz); **INJURED LIST:** On the COVID-19 Related Injured List, 8/6-7/21 and 9/3-22/21; On injured list with a left great toe sprain, 8/21/23 through remainder of season

Wild Card Record

YEAR	CLUB	AVG	G	AB	R	H	2B	3B	HR	RBI	SH	HB	BB	SO	SB	CS	OBP	SLG	OPS
2021	BOS vs. NYY	-	0	0	0	0	0	0	0	0	0	0	0	0	0	0	-	-	-

World Baseball Classic Record

YEAR	CLUB	AVG	G	AB	R	H	2B	3B	HR	RBI	SH	HB	BB	SO	SB	CS	OBP	SLG	OPS
2023	Mexico	.000	6	5	2	0	0	0	0	0	0	0	0	2	2	0	.000	.000	.000

Career Fielding Record

POS	PCT.	G	GS	PO	A	E	TC	DP
OF	.994	181	161	347	3	2	352	2

Career Single-Game Highs

HITS: 5, 7/2/23 at TOR; **DOUBLES:** 4, 7/2/23 at TOR; **HOME RUNS:** 1, 13x, last 8/2/23 vs. SEA; **RBI:** 4, 4/25/23 at BAL; **RUNS SCORED:** 3, 4x, last 7/8/23 vs. OAK; **WALKS:** 2, 3x, last 7/15/23 at CHC; **STRIKEOUTS:** 4, 3x, last 5/28/23 at ARI; **STOLEN BASES:** 3, 6/24/22 at CWS; **HITTING STREAK:** 7, 2x, last 7/28-8/4/23; **EJECTIONS (0)**

Home Run Notes

MULTI-HOME RUN GAMES (0); LEADOFF (2): 7/1/22 at CHC off Adrian Sampson; 7/22/23 vs. NYM off Max Scherzer; **GRAND SLAMS (1):** 4/25/23 at BAL of Kyle Bradish; **PINCH-HIT (0); EXTRA-INNING (0); GAME-ENDING (0); INSIDE-THE-PARK (0)**

Major League Firsts

GAME: 7/17/21 at NYY (start in CF); **HIT:** 7/17/21 at NYY off Gerrit Cole (single, 2nd inning); **HOME RUN:** 7/19/21 at TOR off Ross Stripling (2-run, 1st inning); **GAME-ENDING RBI:** N/A

2024
Red Sox

54 LUCAS GIOLITO

RHP



Bats: Right • **Throws:** Right • **Height:** 6-6 • **Weight:** 257

Opening Day Age: 29 • **MLB Service:** 6 years, 80 days

Born: 7/14/1994 in Santa Monica, CA

Acquired: Signed as a free agent on 1/3/2024

Contract Status: Signed through 2024 (player option for 2025)

The Rundown

- Is in his 1st season with the Red Sox.
- Selected by WSH in the 1st round of the 2012 First-Year Player Draft (No. 16 overall).
- Has pitched in 180 games (178 starts) for WSH (2016), CWS (2017-23), LAA (2023), and CLE (2023).
- Has made 3 Opening Day starts (2020-22 with CWS) and made 3 other Opening Day rosters (2018-19, '23).
- Received votes for the AL Cy Young Award in each season from 2019-21 (T-6th, 7th, 11th).
- Named a 2019 All-Star via the Player Vote (1.0 IP, 0 R).
- Threw the 19th no-hitter in White Sox history on 8/25/20 vs. PIT (13 SO, 1 BB).
- Is 1 of 11 pitchers to make at least 30 starts in each of the last 3 seasons (2021-23).
- Owens the 2 highest single-season strikeout rates among qualified pitchers in White Sox history (33.7% in 2020, 32.3% in 2019).
- Has made 2 Postseason starts: 2020 AL Wild Card Game 1 at OAK (W, 7.0 IP, 1 R) and 2021 ALDS Game 2 at HOU (ND, 4.1 IP, 4 R).

Additional Career Highlights

- Underwent Tommy John surgery on 9/13/12 (performed by Dr. Lewis Yocum).
- Named AL Pitcher of the Month for May 2019...Tabbed AL Player of the Week for 5/27-6/2/19 and 8/24-30/20.
- In 2019, was a finalist for a Rawlings Gold Glove Award and the "Players Choice" AL Comeback Player of the Year Award.
- Lowered his ERA from 6.13 in 2018 to 3.41 in 2019 (-2.72), the 3rd-best improvement in MLB history behind CHC's Dick Ellsworth (-2.98, 1962-63) and CWS's Dennis Lamp (-2.79, 1980-81) (source: STATS LLC).
- From 5/7-6/14 in 2019, became the 2nd pitcher since 1920 to win 8 straight starts while allowing 5 or fewer hits in each outing, joining Randy Johnson (9 from 1999-2000) (source: STATS LLC).
- In 2020, struck out 13 batters in back-to-back starts on 8/20 vs. DET (7.0 IP, 0 R) and 8/25 vs. PIT (no-hitter)...Is the only pitcher in White Sox history with 13+ SO and 0 runs allowed in consecutive starts...The only other pitchers to do that are Hideo Nomo (1995), Chan Ho Park (2000), Clayton Kershaw (2015), and Shane Bieber (2020).
- Is the only White Sox pitcher to strike out the side in the club's opening inning of a season (2021) (source: Elias).

GIOLITO'S RANKINGS, 2018-2023

Stat	AL	MLB
167 starts	3rd	T-5th
947.0 IP	3rd	8th
1,032 SO	2nd	7th
5 CG	T-3rd	T-5th
3 SHO	T-2nd	T-3rd
58 wins	7th	18th

UNHITTABLE

Giolito has carried a no-hitter into the 6th inning 6 times, including the Postseason (see list below).

- Has carried a no-hitter into the 7th inning 4 times in the regular season, 3rd most in the majors since the start of 2019 behind only Justin Verlander (5) and Blake Snell (5) (source: Elias Sports Bureau).
- Threw a no-hitter on 8/25/20 vs. PIT (13 SO, 1 BB, 101 pitches)...His 13 SO are the most ever by a CWS pitcher in a no-hitter...His 30 swings-and-misses were the most in a no-hitter since Nolan Ryan in 1990 (31).
- Also threw a no-hitter for Triple-A Charlotte on 5/25/17 vs. Syracuse-G1 (7.0 IP), the first no-hitter in BB&T Ballpark history.

GIOLITO'S NO-HIT BIDS OF 5.0+ INNINGS

Game	Inn.	Final Stats
6/28/18 vs. MIN	5.1	ND, 6.1 IP, 1 R, 4 H
3/31/19 at KC	6.1	W, 6.2 IP, 2 R, 3 H
8/25/20 vs. PIT	9.0	W, 9.0 IP, 0 R, 0 H
*9/29/20 at OAK	6.0	W, 7.0 IP, 1 R, 2 H
4/18/23 vs. PHI-G2	6.0	W, 6.0 IP, 0 R, 0 H
6/6/23 at NYY	6.0	W, 6.0 IP, 0 R, 0 H

*AL Wild Card Game 1

GIOLITO'S POSTSEASON DEBUT

Giolito made his Postseason debut in Game 1 of the 2020 AL Wild Card at OAK, earning the win after allowing 1 run in 7.0 IP. He retired his first 18 batters faced before allowing a leadoff single in the 7th inning.

- Became the 5th pitcher in MLB history to be perfect through 6.0 IP of a Postseason start, joining Mike Mussina (Game 1 of 2004 ALCS), Jim Lonborg (Game 2 of 1967 WS), Don Larsen (Game 5 of 1956 WS), and Herb Pennock (Game 3 of 1927 WS).

Lucas Giolito, Continued

Minor League Career Highlights

🔥 Entered the season ranked by *Baseball America* as a top 100 prospect in 2013 (No. 67), 2014 (No. 21), 2015 (No. 7), 2016 (No. 5), and 2017 (No. 25)...Entered each of those seasons ranked as his organization's No. 1 or No. 2 prospect (2, 1, 1, 1, 2).

🔥 Pitched in the 2014 and 2015 SiriusXM All-Star Futures Games...Was the starting pitcher in 2015 (2.0 IP; 0 R).

🔥 Named 2014 Nationals Minor League Pitcher of the Year.

🔥 Earned his league's Pitcher of the Week honor 5 times: South Atlantic League (6/23-29/14, 7/21-27/14), Eastern League (8/10-16/15, 6/6-12/16), and International League (5/22-28/17).

2023 Highlights

🔥 In 33 starts with CWS, LAA, and CLE, went 8-15 with a 4.88 ERA (100 ER/184.1 IP), 204 SO, and 73 BB.

🔥 Posted a 3.79 ERA (51 ER/121.0 IP) in 21 starts with the White Sox before making 6 starts with the Angels and 6 with the Guardians.

🔥 Recorded a 2.92 ERA (12 ER/37.0 IP) in 6 starts against AL East clubs.

🔥 Made 2 hitless starts of 6.0 IP...The only other pitcher with multiple starts of 0 hits and at least 6.0 IP was HOU's Framber Valdez (2).

🔥 Was 1 of 9 pitchers to make 33+ starts...Ranked 21st in the majors with 184.1 IP.

🔥 Made 19 starts of 6.0+ innings, including 7 of 7.0 IP...Made 15 quality starts.

🔥 Recorded 204 SO, 13th most in MLB...Allowed a career-high 41 HR, 2nd most in the majors...His 4.88 ERA was 4th highest among qualifiers...Lost 15 games, tied for 2nd most in MLB.

2023 Timeline

🔥 Started the Sox' 3rd game of the season (4/1 at HOU).

🔥 Allowed 9 ER in 9.0 IP over his first 2 starts, then threw 6.0+ innings in each of his next 8 starts (2.66 ERA, 50.2 IP, 15 ER).

🔥 Threw 6.0 no-hit innings on 4/18 vs. PHI-G2...Was removed from the game after throwing 102 pitches... Also threw 6.0 no-hit innings on 6/6 at NYY (100 pitches).

🔥 Gave up a season-high 8 runs in 3.2 IP on 7/18 at NYM, then threw 5.0 scoreless innings in his next start on 7/23 at MIN.

🔥 Acquired by LAA with RHP Reynaldo López on 7/26, in exchange for C Edgar Quero and LHP Ky Bush.

🔥 Posted a 6.89 ERA in 6 starts with the Angels (25 ER/32.2 IP), throwing 5.0+ innings in 5 of those outings.

🔥 Claimed off waivers by CLE on 8/31 and posted a 7.04 ERA (24 ER/30.2 IP) in 6 starts with the Guardians.

🔥 On 9/15 vs. TEX, allowed 2 hits in 7.0 scoreless innings and recorded a season-high 12 SO (1 BB).

WHITE SOX SINGLE-SEASON LEADERS IN STRIKEOUT %

Rk.	Pitcher (Year)	SO%
1.	Lucas Giolito (2020)	33.7
2.	Lucas Giolito (2019)	32.3
3.	Chris Sale (2015)	32.1
4.	Dylan Cease (2021)	31.9
5.	Dylan Cease (2022)	30.39
6.	Chris Sale (2014)	30.36
7.	Lucas Giolito (2021)	27.9

WHITE SOX SINGLE-SEASON LEADERS IN SO/9.0 IP

Rk.	Pitcher (Year)	SO/9.0 IP
1.	Dylan Cease (2021)	12.28
2.	Lucas Giolito (2020)	12.07
3.	Chris Sale (2015)	11.82
4.	Lucas Giolito (2019)	11.62
5.	Dylan Cease (2022)	11.10
6.	Dylan Cease (2023)	10.88
7.	Chris Sale (2014)	10.76
8.	Lucas Giolito (2021)	10.13

Personal

🔥 Regularly fosters dogs and cats with his wife, Dr. Ariana Dubelko, who is a veterinarian in California.

🔥 Served as the White Sox' MLBPA union representative and was a member of the MLBPA executive subcommittee.

🔥 Is an avid and popular video game player on Twitch...Was the runner-up in the inaugural 2020 MLB The Show Players League Championship (lost to Blake Snell in the finals).

🔥 Is a 2012 graduate of Harvard Westlake High School in Los Angeles, where he was teammates with Jack Flaherty and Max Fried...Current White Sox pitching coach Ethan Katz was his high school pitching coach.

🔥 His parents, Rick Giolito and Lindsay Frost, are actors... Rick has appeared in "As the World Turns," "Who's the Boss," "Hunter," "Jake and the Fatman," and "Twin Peaks"...Lindsay acted in "The Ring," "Collateral Damage," "Without a Trace," "The Unit," "Boston Legal," "Crossing Jordan," "Lost," "Frasier" and "CSI."

🔥 His uncle, Mark Frost, was a co-creator and writer of the ABC and Showtime drama "Twin Peaks."

🔥 His grandfather, Warren Frost, played Susan's father, Henry, on "Seinfeld."

In the Community

- Created "Giolito's Game Changers" in 2021, a program that combines his passion to support youth empowerment and love for animals.
- He and his wife, Ariana, are involved in Orphan Kitten Project (OKP), a veterinary student-run organization that provides home and round-the-clock medical care to abandoned kittens...Has raised money for the project through his personal Twitch stream.
- Has made countless visits to hospitals and schools.
- Has served on the board of the Taylor Hooton Foundation, widely acknowledged as the leader in the advocacy against the use of appearance- and performance-enhancing substances by the youth of America.

- Visited the Dominican Republic in December 2022 with "Players for the Planet (PFTP)" to remove garbage and waste from beaches and raise awareness about recycling infrastructure.
- Has volunteered for and partnered with countless community programs and initiatives, including the White Sox Amateur City Elite (ACE) Program; Illinois Youth Center Chicago; Safe Humane Chicago (SHC); White Sox Volunteer Corps; and PLAY campaign.
- In July 2020, teamed up with a group of Chicago athletes to support the transformation of a liquor store into a grocery store in the underserved South Austin neighborhood.
- In 2020, participated in voter awareness PSAs to support the White Sox' "Step Up to the Plate and Vote" initiative.

Lucas Giolito

Lucas Giolito's Career Record

YEAR	CLUB	W-L	ERA	G	GS	SV	IP	H	R	ER	HR	HB	BB	SO	SO/9	WHIP	AVG
2012	GCL Nationals (R)	0-0	4.50	1	1	0	2.0	2	1	1	0	0	0	1	4.50	1.00	.286
2013	GCL Nationals (R)	1-1	2.78	8	8	0	22.2	19	8	7	0	0	10	25	9.93	1.28	.232
	Auburn (A)	1-0	0.64	3	3	0	14.0	9	1	1	1	2	4	14	9.00	0.93	.191
2014	Hagerstown (A)	10-2	2.20	20	20	0	98.0	70	28	24	7	1	28	110	10.10	1.00	.197
2015	Potomac (A+)	3-5	2.71	13	11	0	69.2	65	24	21	1	3	20	86	11.11	1.22	.244
	Harrisburg (AA)	4-2	3.80	8	8	0	47.1	48	21	20	2	3	17	45	8.56	1.37	.265
2016	Hagerstown (A)	0-0	5.14	1	1	0	7.0	6	4	4	2	0	0	4	5.14	0.86	.231
	Harrisburg (AA)	5-3	3.17	14	14	0	71.0	67	37	25	2	4	34	72	9.13	1.42	.247
	Syracuse (AAA)	1-2	2.17	7	7	0	37.1	31	11	9	3	1	10	40	9.64	1.10	.225
	Washington	0-1	6.75	6	4	0	21.1	26	18	16	7	1	12	11	4.64	1.78	.295
2017	Charlotte (AAA)	6-10	4.48	24	24	0	128.2	122	66	64	17	4	59	134	9.37	1.41	.253
	CHICAGO-AL	3-3	2.38	7	7	0	45.1	31	14	12	8	3	12	34	6.75	0.95	.190
2018	CHICAGO-AL	10-13	6.13	32	32	0	173.1	166	123	118	27	15	90	125	6.49	1.48	.250
2019	CHICAGO-AL	14-9	3.41	29	29	0	176.2	131	69	67	24	4	57	228	11.62	1.06	.205
2020	CHICAGO-AL	4-3	3.48	12	12	0	72.1	47	31	28	8	2	28	97	12.07	1.04	.184
2021	CHICAGO-AL	11-9	3.53	31	31	0	178.2	145	74	70	27	2	52	201	10.13	1.10	.219
2022	CHICAGO-AL	11-9	4.90	30	30	0	161.2	171	92	88	24	4	61	177	9.85	1.44	.272
2023	CHICAGO-AL	6-6	3.79	21	21	0	121.0	106	55	51	20	6	42	131	9.74	1.22	.232
	LOS ANGELES-AL	1-5	6.89	6	6	0	32.2	33	28	25	10	3	15	34	9.37	1.47	.258
	CLEVELAND	1-4	7.04	6	6	0	30.2	30	27	24	11	0	16	39	11.45	1.50	.248
	Major League Totals	61-62	4.43	180	178	0	1013.2	886	531	499	166	40	385	1077	9.56	1.25	.233
	Minor League Totals	31-25	3.18	99	97	0	497.2	439	201	176	35	18	182	531	9.60	1.25	.237

TRANSACTIONS: Signed by the Washington Nationals as a 1st-round selection in the 2012 First-Year Player Draft (signed by Mark Baca); Acquired by the Chicago White Sox with RHPs Dane Dunning and Reynaldo López in exchange for OF Adam Eaton, 12/7/2016; Acquired by the Los Angeles Angels with RHP Reynaldo López in exchange for C Edgar Quero and LHP Ky Bush, 7/26/2023; Claimed off waivers by the Cleveland Guardians, 8/31/23; Signed by the Boston Red Sox as a free agent, 1/4/2024; **INJURED LIST:** Strained left hamstring, 4/18-5/1/19 and 9/3-13/2021; Strained right lat, 9/17 through end of 2019 season; Abdominal strain, 4/9-23/22; COVID-19 Related Injured List, 5/13-17/22

Postseason Record

W-L	ERA	G	GS	SV	IP	H	R	ER	HR	HB	BB	SO	SO/9	WHIP	AVG
1-0	3.97	2	2	-	11.1	5	5	5	0	0	6	12	9.53	0.97	.132

Wild Card Record

YEAR	CLUB	W-L	ERA	G	GS	SV	IP	H	R	ER	HR	HB	BB	SO	SO/9	WHIP	AVG
2020	CWS vs. OAK	1-0	1.29	1	1	-	7.0	2	1	1	-	-	1	8	10.29	0.43	.087

Division Series Record

YEAR	CLUB	W-L	ERA	G	GS	SV	IP	H	R	ER	HR	HB	BB	SO	SO/9	WHIP	AVG
2021	CWS vs. HOU	0-0	8.31	1	1	-	4.1	3	4	4	0	0	5	4	8.31	1.85	.200

All-Star Game Record

YEAR	CLUB	W-L	ERA	G	GS	SV	IP	H	R	ER	HR	HB	BB	SO	SO/9	WHIP	AVG
2019	AL at CLE	0-0	0.00	1	0	-	1.0	0	0	0	0	0	1	1	9.00	1.00	.000

Career Single-Game Highs

INNINGS: 9.0, 4x, last 7/17/21 vs. HOU; **STRIKEOUTS:** 13, 3x, last 8/25/20 vs. PIT; **HITS:** 12, 4/7/23 at PIT; **RUNS:** 9, 3x, last 9/4/23 vs. MIN; **WALKS:** 7, 3x, last 5/25/23 at DET; **HOME RUNS:** 4, 7/25/19 vs. MIN; **SCORELESS INNINGS STREAK:** 22.0, 5/28-6/8/19; **EJECTIONS (2):** 9/8/17 vs. SF (HP Gabe Morales); 6/3/21 vs. DET (HP Will Little)

Major League Firsts

APPEARANCE: 6/28/16 vs. NYM (4.0 IP, start); **STRIKEOUT:** 6/28/16 vs. NYM (Asdrubal Cabrera, swinging); **WIN:** 8/27/17 vs. DET (7.0 IP); **SAVE:** N/A

23 ROMY GONZALEZ

INF/OF



Bats: Right • **Throws:** Right • **Height:** 6-1 • **Weight:** 215

Opening Day Age: 27 • **MLB Service:** 1 year, 83 days

Born: 9/6/1996 in Miami, FL

Acquired: Claimed off waivers from the Chicago White Sox on 1/31/2024

Contract Status: Signed through 2024

Career Highlights

- 🔥 Is in his 1st season in the Red Sox organization.
- 🔥 Selected by the White Sox in the 18th round of the 2018 First-Year Player Draft (No. 528 overall).
- 🔥 Has played in 86 MLB games with the White Sox (2021-23), making 46 starts at 2B, 7 in RF, 4 at SS, 3 at 3B, and 3 in LF...Has also played 1.0 inning in CF and made 1 pitching appearance (0.1 IP on 9/16/21 vs. LAA).
- 🔥 Made his 1st Opening Day roster in 2023.
- 🔥 Entered the 2022 season ranked by *Baseball America* as the No. 15 prospect and best power hitter in the White Sox' system, but missed a majority of the 2022 and 2023 seasons on the Injured List.
- 🔥 In his last full season (2021), hit .283 with 24 HR, 24 steals, and an .896 OPS in 93 games between Double-A Birmingham and Triple-A Charlotte...Also made his big league debut that season as a September call-up.
- 🔥 Has recorded 5 multi-HR games, all in the minors.

2023 Highlights

- 🔥 Missed a majority of the season due to a pair of stints on the Injured List (right shoulder inflammation).
- 🔥 Played in 44 games with the White Sox, making 21 starts at 2B, 4 in RF, 2 in LF, and 1 at SS...Also appeared in 1 game at 3B (1.0 inning) and 1 in CF (1.0 inning).
- 🔥 Was 7-for-7 in stolen base attempts.
- 🔥 In 22 PA with RISP, went 6-for-19 (.316) with 11 RBI.
- 🔥 Was on the IL from 5/1-12...Reinstated on 5/13, but returned to the IL on 6/18...Transferred to the 60-Day IL on 7/2 and missed the remainder of the season...Underwent right shoulder surgery in July.

POWER & SPEED

Gonzalez has averaged 26 HR per 162 games in his minor league career, hitting 10 HR in his debut season (2018), then 20 HR in 2019 and a career-high 24 HR in 2021. He entered the 2022 season ranked by *Baseball America* as the best power hitter in the White Sox' system.

In 2023, Gonzalez's sprint speed of 29.3 feet per second ranked in MLB's 94th percentile, as he was 7-for-7 in stolen base attempts with a pair of triples. He has averaged 28 steals per 162 games in the minors, recording a career-best 24 SB in 2021.

Personal

- 🔥 Full name is Roman Alexander Gonzalez.
- 🔥 Played baseball at the University of Miami (2016-18).
- 🔥 Is a 2015 graduate of American Senior High School in Hialeah, FL...Earned All-State honors in 2014 and 2015.

Romy Gonzalez's Career Record

YEAR	CLUB	AVG	G	AB	R	H	2B	3B	HR	RBI	SH	HBP	BB	SO	SB	CS	OBP	SLG	OPS
2018	Great Falls (R)	.254	54	201	40	51	15	2	10	33	0	3	18	65	10	1	.323	.498	.821
2019	Kannapolis (A)	.244	101	352	35	86	22	4	4	45	4	8	38	108	11	3	.329	.364	.693
2020																			
2021	Birmingham (AA)	.267	78	303	52	81	11	0	20	47	0	3	38	97	21	6	.355	.502	.857
	Charlotte (AAA)	.370	15	54	9	20	6	0	4	14	0	0	5	15	3	0	.417	.704	1.121
	CHICAGO-AL	.250	10	32	4	8	3	0	0	2	0	0	1	11	0	0	.273	.344	.617
2022	ACL White Sox (R)	.471	5	17	5	8	0	0	4	10	0	1	1	2	0	0	.526	1.176	1.702
	Charlotte (AAA)	.198	33	121	15	24	5	0	4	10	0	1	13	45	5	2	.281	.339	.620
	CHICAGO-AL	.238	32	105	15	25	4	1	2	11	0	1	2	39	0	1	.257	.352	.609
2023	CHICAGO-AL	.194	44	93	11	18	4	2	3	14	1	0	2	36	7	0	.208	.376	.584
	Major League Totals	.222	86	230	30	51	11	3	5	27	1	1	5	86	7	1	.239	.361	.600
	Minor League Totals	.258	286	1048	156	270	59	6	46	159	4	16	113	332	50	12	.338	.457	.795

TRANSACTIONS: Signed by the Chicago White Sox as an 18th-round selection in the 2018 First-Year Player Draft; Claimed off waivers by the Boston Red Sox, 1/31/2024; **INJURED LIST:** Right shoulder inflammation, 5/1-12/2023 and 6/18/2023 through remainder of season

Career Fielding Record

POS	PCT.	G	GS	PO	A	E	TC	DP
2B	.988	54	46	59	104	2	165	17
3B	1.000	5	3	4	2	0	6	0
SS	1.000	6	4	8	14	0	22	2
OF	.917	17	10	11	0	1	12	0

Career Single-Game Highs

HITS: 4, 9/8/22 at OAK; **DOUBLES:** 2, 9/17/21 at TEX; **HOME RUNS:** 1, 5x, last 5/30/23 vs. LAA; **RBI:** 3, 2x, last 9/8/22 at OAK; **RUNS SCORED:** 3, 9/8/22 at OAK; **WALKS:** 1, 5x, last 6/8/23 at NYY-G1; **STRIKEOUTS:** 3, 5x, last 5/22/23 at CLE; **STOLEN BASES:** 2, 6/8/23 at NYY-G1; **HITTING STREAK:** 4, 3x, last 5/27-30/23; **EJECTIONS (0)**

Home Run Notes

MULTI-HOME RUN GAMES (0); 2-HOME RUN GAMES (0); LEADOFF (0); GRAND SLAMS (0); PINCH-HIT (0); EXTRA-INNING (0); GAME-ENDING (0); INSIDE-THE-PARK (0)

Major League Firsts

GAME: 9/3/21 at KC (pinch hit in 7th inning); **HIT:** 9/8/21 at OAK off Andrew Chafin (single, 9th inning); **HOME RUN:** 9/3/22 vs. MIN off Aaron Sanchez (3-run, 4th inning); **GAME-ENDING RBI:** None

Romy Gonzalez

92 WIKELMAN GONZALEZ

RHP



Bats: Right • **Throws:** Right • **Height:** 6-0 • **Weight:** 205

Opening Day Age: 22 • **MLB Service:** None

Born: 3/25/2002 in Maracay, VZ

Acquired: Signed as an international free agent on 7/2/2018

Contract Status: Signed through 2024

Career Highlights

- Is in his 6th professional season.
- Added to the Sox' 40-man roster on 11/14/23.
- Ranked by *Baseball America* as the Red Sox' No. 7 prospect and top pitching prospect...Also rated by *BA* as having the best curveball in the organization.
- Also ranked by *Baseball America* as a top Sox prospect entering 2022 (No. 13) and 2023 (No. 12).
- Has struck out 30.4% of batters faced (399 of 1,312) and averaged 11.63 SO/9.0 IP in his minor league career.
- Has twice been named his league's Pitcher of the Week: Carolina League (8/18-14/22) and Eastern League (7/17-23/23).

2023 Highlights

- Recognized by the Red Sox as the organization's Minor League Starting Pitcher of the Year.
- Went 9-4 with a 3.96 ERA (49 ER/111.1 IP) and a .190 opponent AVG in 25 starts between High-A Greenville (15 GS) and Double-A Portland (10 GS).
- Led Minor League Baseball (min. 100.0 IP) with 13.58 SO/9.0 IP and a 35.2% strikeout rate (168 SO in 111.1 IP).
- Named an MiLB.com Organization All-Star.
- Recorded 10+ SO in a start 4 times, including a career-high 12 SO on 5/27 at Rome.
- Began the season with Greenville and went 0-2 with a 15.58 ERA, 3.00 WHIP, and .294 opponent AVG in 4 April starts (8.2 IP, 15 ER, 10 H, 16 BB).
- In 10 starts during May and June, went 6-0 with a 2.55 ERA, 1.11 WHIP, and .175 opponent AVG (49.1 IP, 14 ER, 31 H, 24 BB).
- Won 4 consecutive starts from 6/10-30 (1.29 ERA, 21.0 IP, 3 ER, 10 H, 8 BB, 36 SO)...Struck out 10 batters in consecutive outings on 6/23 at Bowling Green and 6/30 at Asheville.
- Promoted to Portland on 7/14...Allowed 4 ER in 2.2 IP on 8/19 at Binghamton, but posted a 1.77 ERA (9 ER/45.2 IP) in his other 9 outings with the Sea Dogs.

Wikelman Gonzalez's Career Record

YEAR	CLUB	W-L	ERA	G	GS	SV	IP	H	R	ER	HR	HB	BB	SO	SO/9	WHIP	AVG
2019	DSL Red Sox (R)	0-3	3.30	14	14	0	46.1	34	22	17	3	3	24	44	8.55	1.25	.209
2020							Did not play										
2021	FCL Red Sox (R)	4-2	3.60	8	7	0	35.0	29	16	14	1	3	8	46	11.83	1.06	.223
	Salem (A)	0-0	1.53	4	4	0	17.2	13	5	3	1	1	8	20	10.19	1.19	.206
2022	Salem (A)	4-3	4.54	21	21	0	81.1	63	46	41	2	9	48	98	10.84	1.36	.212
	Greenville (A+)	0-0	2.65	4	4	0	17.0	13	5	5	0	3	6	23	12.18	1.12	.213
2023	Greenville (A+)	6-3	5.14	15	15	0	63.0	49	41	36	5	2	42	105	15.00	1.44	.210
	Portland (AA)	3-1	2.42	10	10	0	48.1	27	15	13	2	2	28	63	11.73	1.14	.162
Minor League Totals		17-12	3.76	76	75	0	308.2	228	150	129	14	23	164	399	11.63	1.27	.205

TRANSACTIONS: Signed by the Boston Red Sox as an international free agent, 7/2/2018 (signed by Wilder Lobo and Rolando Pino)

GONZALEZ'S 2023 SEASON BY LEVEL

Stat	High-A	Double-A
Starts	15	10
ERA	5.14	2.42
WHIP	1.44	1.14
AVG	.210	.162
HR/9.0 IP	0.71	0.37
BB/9.0 IP	6.00	5.21

BASEBALL AMERICA TOP RED SOX PITCHING PROSPECTS

Overall	Pitcher	Throws
7.	Wikelman Gonzalez	RHP
9.	Luis Perales	RHP
11.	Richard Fitts	RHP

- Named Eastern League Pitcher of the Week for the period of 7/17-23 after striking out 10 batters in 6.0 hitless innings on 7/23 vs. New Hampshire (1 R, 4 BB).
- On 9/2 vs. Somerset, allowed 1 hit in 6.0 scoreless innings (1 BB, 5 SO).
- Allowed only 2 HR with the Sea Dogs, including none in his final 4 starts (19.0 IP).

Personal

- Full name is Wikelman David Gonzalez.
- Participated in the Red Sox Rookie Development Program in January 2024...The program included 2 workouts daily, seminars focused on assimilation into Major League life on and off the field, an RBI clinic with the Red Sox Foundation, and a visit to Boston Children's Hospital.
- Attended Red Sox Winter Weekend in January 2024, signing autographs and posing for pictures with fans.

5 VAUGHN GRISSOM

INF



Bats: Right • **Throws:** Right • **Height:** 6-2 • **Weight:** 209
Opening Day Age: 23 • **MLB Service:** 94 days
Born: 1/5/2001 in Orlando, FL
Acquired: From the Atlanta Braves in exchange for LHP Chris Sale and cash considerations on 12/30/2023
Contract Status: Signed through 2024

Career Highlights

- Is in his 1st season with the Red Sox.
- Selected by ATL in the 11th round of the 2019 First-Year Player Draft (No. 337 overall).
- Has played in 64 games with ATL (2022-23), making 41 starts at 2B and 19 at SS.
- Was selected to the Braves' 2022 and 2023 NLDS rosters...Appeared in 3 games, pinch-hitting twice and starting at 2B in Game 3 of the 2022 series at PHI.
- In his last 3 minor league seasons (2021-23), hit .325 with a .414 OBP (see table on right).
- Entered 2022 ranked as one of the Braves' top prospects by MLB.com (No. 7) and by *Baseball America* (No. 12)...Also entered 2021 ranked by *Baseball America* as the organization's No. 22 prospect.
- Made his professional debut in 2019, when he led the GCL Braves in games (44), runs (22), hits (46), doubles (7), total bases (64), and RBI (23)...Named the club's Player of the Month for August.
- Spent the 2020 season at ATL's Alternate Training Site after being added to the 60-man player pool on 7/19.
- Named a 2021 MiLB.com Organization All-Star.
- In 2022, was named a *Baseball America* Minor League All-Star and a South Atlantic League Post-Season All-Star...Also tabbed SAL Player of the Week for 6/13-19.

2023 Highlights

- Played in 23 games over 2 stints with ATL (4/14-5/6 and 8/15-28), making 18 starts at SS and 2 at 2B.
- Selected to the Braves' NLDS roster...Appeared in 1 game, pinch-hitting in the 9th inning of Game 4 at PHI (0-for-1, 1 SO).
- With RISP for ATL, went 8-for-17 (.471) with 9 RBI... Hit .091 with 0 outs (2-for-22), compared to .358 with either 1 or 2 outs (19-for-53).
- Also appeared in 102 games with Triple-A Gwinnett and ranked 8th in the minors in AVG (min. 400 PA), batting .330 (131-for-397) with a .920 OPS...Started 70 games at SS, 31 at 2B, and 1 as the DH.
- Led the Stripers in AVG, OBP (.419), SLG (.501), OPS, hits, total bases (199), and doubles (36).
- For Gwinnett, recorded a 45-game on-base streak (6/28-9/19) and a 14-game hitting streak (8/4-9/14).
- In the minors, had at least a .300 AVG and .900 OPS against both LHP (.319/.904) and RHP (.336/.930)...Also hit above .300 at home (.305) and on the road (.350), in day games (.340) and in night games (.327), and with the bases empty (.340) and with runners on (.319).
- Hit .278 in May, but hit above .300 in April (.368), June (.317), July (.333), August (.377), and September (.359).

UNDERDOG STATUS

Ranked by *Baseball America* as the No. 409 prospect available in the 2019 First-Year Player Draft, Grissom was selected by the Braves in 11th round (No. 337 overall). Following his first professional season in 2019, he was not ranked among *Baseball America's* top 30 ATL prospects.

MODEL OF CONSISTENCY

In each of his last three minor league seasons, Grissom has recorded at least a .300 AVG, .400 OBP, and 10 stolen bases.

Year	Age	AVG	OBP	SB
2021	20	.319	.418	16-for-19
2022	21	.324	.405	27-for-32
2023	22	.330	.419	13-for-15
Totals	-	.325	.414	56-for-64

In the last 5 years, the only other minor leaguers to hit at least .330 in an age-22 season or younger (min. 400 PA) are LAD's Gavin Lux (2019) and MIL's Sal Frelick (2022).

BURSTING ONTO THE SCENE

Grissom made his MLB debut at Fenway Park on 8/10/22, hitting a 2-run HR over the Green Monster in his 3rd plate appearance.

- Joined Gunnar Henderson as the only players in 2022 to homer in their debut at the age of 21 or younger (Henderson also was 21).
- Joined José Offerman as the only players ever to homer and steal a base in their MLB debut at the age of 21 or younger.
- Reached base in 13 of his first 14 career games, hitting .420 (21-for-50) in that time... The last ATL rookie to hit .420+ through 14 career games (min. 30 PA) was George Jackson (.456 in 1911).
- His 8 multi-hit efforts in his first 14 career games were tied for the most through 14 games in modern-era Braves history.
- Scored a run in each of his first 6 career games...On 8/14, became the first player in modern-era franchise history to score a run in each of his first 4 career games.

Vaughn Grissom, Continued

2023 Timeline

- 🔴 Began the season with Gwinnett and hit .366 (15-for-41) in 10 games before being recalled by ATL on 4/14.
- 🔴 Appeared in 19 games with ATL and hit .277 (18-for-65) with a .622 OPS before being optioned to Gwinnett following the game on 5/6 vs. BAL.
- 🔴 Beginning 6/28, reached base in 45 consecutive games with Gwinnett through 9/19 (see box on right)... During that streak, hit safely in a season-high 14 consecutive games from 8/4-9/14.
- 🔴 Recalled by ATL on 8/15 and played in 4 games before being optioned to Gwinnett on 8/28...Spent the remainder of the season with the Strippers.
- 🔴 Returned to the Gwinnett lineup on 8/29 and recorded 5 RBI that night at Memphis (2-for-3, HR).
- 🔴 On the 7-Day Injured List from 9/5-13 (right hip strain).
- 🔴 In his final 22 games with Gwinnett (beginning 8/4), batted .400 with a .520 OBP, .663 SLG, and 1.183 OPS (32-for-80, 4 HR, 18 BB, 11 SO).

GRISSOM RECORDS 45-GAME ON-BASE STREAK WITH GWINNETT

Grissom reached base via hit or walk in each of his 45 games with Triple-A Gwinnett from 6/28-9/19/23. During that stretch, he batted .358 with a .478 OBP, .558 SLG, 1.036 OPS, and more walks (38) than strikeouts (29). He recorded multiple hits in 20 of those games.

In the Community

- 🔴 Participated in the Red Sox Rookie Development Program in January 2024...The program included an RBI clinic with the Red Sox Foundation and a visit to Boston Children's Hospital.
- 🔴 Attended Red Sox Winter Weekend in January 2024, signing autographs and posing for pictures with fans.

Personal

- 🔴 Full name is Vaughn Anthony Grissom.
- 🔴 Attended Paul J. Hagerty High School.
- 🔴 Grew up with DET prospect Riley Greene, whom he was high school teammates with...They have known each other since they were 12 years old, playing against each other in Little League.

Vaughn Grissom's Career Record

YEAR	CLUB	AVG	G	AB	R	H	2B	3B	HR	RBI	SH	HBP	BB	SO	SB	CS	OBP	SLG	OPS
2019	GCL Braves (R)	.288	44	160	22	46	7	1	3	23	1	4	16	27	3	0	.361	.400	.761
2020								Did Not Play											
2021	Augusta (A)	.311	75	280	52	87	15	4	5	33	2	10	34	49	13	3	.402	.446	.848
	Rome (A+)	.378	12	37	12	14	2	0	2	10	0	2	11	5	3	0	.519	.595	1.114
2022	Rome (A+)	.312	74	298	62	93	17	1	11	55	0	14	32	40	20	4	.404	.487	.891
	Mississippi (AA)	.363	22	91	10	33	3	1	3	12	0	3	4	14	7	1	.408	.516	.924
	ATLANTA	.291	41	141	24	41	6	0	5	18	0	3	11	34	5	2	.353	.440	.793
2023	Gwinnett (AAA)	.330	102	397	74	131	36	4	8	61	0	8	56	66	13	2	.419	.501	.920
	ATLANTA	.280	23	75	5	21	3	1	0	9	0	2	2	15	0	1	.313	.347	.660
Major League Totals		.287	64	216	29	62	9	1	5	27	0	5	13	49	5	3	.339	.407	.746
Minor League Totals		.320	329	1263	232	404	80	11	32	194	3	41	153	201	59	10	.407	.477	.884

TRANSACTIONS: Signed by the Atlanta Braves as an 11th-round selection in the 2019 First-Year Player Draft; Acquired by the Boston Red Sox in exchange for LHP Chris Sale and cash considerations, 12/30/2023; **INJURED LIST:** None

Division Series Record

YEAR	CLUB	AVG	G	AB	R	H	2B	3B	HR	RBI	SH	HBP	BB	SO	SB	CS	OBP	SLG	OPS
2022	ATL vs. PHI	.000	2	3	0	0	0	0	0	0	0	0	0	3	0	0	.000	.000	.000
2023	ATL vs. PHI	.000	1	1	0	0	0	0	0	0	0	0	0	1	0	0	.000	.000	.000
Division Series Totals		.000	3	4	0	0	0	0	0	0	0	0	0	4	0	0	.000	.000	.000

Career Fielding Record

POS	PCT.	G	GS	PO	A	E	TC	DP
2B	.974	44	41	59	90	4	153	14
SS	.914	21	19	23	41	6	70	10

Career Single-Game Highs

HITS: 4, 9/6/22 at OAK; **DOUBLES:** 1, 9x, last 8/21/23 vs. NYM; **HOME RUNS:** 1, 5x, last 9/7/22 at OAK; **RBI:** 3, 8/17/22 vs. NYM; **RUNS SCORED:** 2, 4x, last 9/7/22 at OAK; **WALKS:** 2, 8/14/22 at MIA; **STRIKEOUTS:** 4, 5/4/23 at MIA; **STOLEN BASES:** 1, 5x, last 9/10/22 at SEA; **HITTING STREAK:** 6, 3x, last 10/5/22-4/18/23; **EJECTIONS (0)**

Home Run Notes

MULTI-HOME RUN GAMES (0); LEADOFF (0); GRAND SLAMS (0); PINCH-HIT (0); EXTRA-INNING (0); GAME-ENDING (0); IN-SIDE-THE-PARK (0)

Major League Firsts

GAME: 8/10/22 at BOS (started at 2B); **HIT:** 8/10/22 at BOS off Darwinzon Hernandez (HR, 7th inning); **HOME RUN:** 8/10/22 at BOS off Darwinzon Hernandez (2-run, 7th inning); **GAME-ENDING RBI:** None

80 DAVID HAMILTON

INF



Bats: Left • **Throws:** Right • **Height:** 6-0 • **Weight:** 186

Opening Day Age: 26 • **MLB Service:** 20 days

Born: 9/29/1997 in San Marcos, TX

Acquired: From the Milwaukee Brewers in a 4-player trade on 12/1/2021

Contract Status: Signed through 2024

Career Highlights

- Is in his 3rd season in the Red Sox organization, and 3rd consecutive year in ML Spring Training Camp.
- Originally selected by MIL in the 8th round of the 2019 MLB First-Year Player Draft...Missed the 2019 season recovering from surgery to repair a torn Achilles tendon.
- Added to the Sox' 40-man roster on 11/15/22.
- Made his MLB debut in 2023 (15 games).
- Is ranked by *Baseball America* as the Red Sox' No. 20 prospect...Is rated by *BA* as the Sox system's fastest baserunner.
- Has stolen more bases than any other minor leaguer over the last 3 seasons (2021-23; see box on right).
- Recognized by the Red Sox as the organization's 2023 Minor League Defensive Player of the Year and 2022 Minor League Baserunner of the Year.
- In his minor league career, has made 218 starts at SS, 88 at 2B, and 8 in CF.

2023 Highlights

- Made his MLB debut, playing in 15 games for BOS from 6/21-7/6 and 8/28-29...Appeared defensively at SS (10 starts) and 2B (1 start).
- Also played 103 games for Triple-A Worcester, where he appeared in 85 games at SS, 14 at 2B, and 6 in CF.
- Named Red Sox Minor League Defensive Player of the Year by the organization.
- Led all of Triple-A with 57 stolen bases (57-for-71).
- For Worcester, stole multiple bases in a game 14 times, including 2 games with 3 steals...Was not caught stealing in any of those 14 games.

2023 Timeline

- In his Triple-A debut on 3/31 vs. Syracuse, went 3-for-5 with a HR (R, RBI, SB).
- Had a season-long 12-game hitting streak from 4/9-23 (.297 AVG, 14-for-47, 3 2B, 3 HR, 7 RBI, 7 BB, 7 SB).
- Homered in consecutive games on 4/11-12 vs. Columbia and 5/2-4 vs. Buffalo.
- Recorded an RBI in 5 consecutive games from 4/19-25.
- Recorded his only multi-HR game of the season on 5/23 at Scranton/Wilkes-Barre (2-for-5, 2 R, 2 HR, 2 RBI).
- Placed on the 7-Day Injured List on 6/4 with a left thumb sprain...Returned on 6/14 at Norfolk.
- Was recalled on 6/21 and made his MLB debut that night as a pinch runner in the 8th inning at MIN...Stole 2B and scored the game-tying run.

MINOR LEAGUE LEADERS IN STOLEN BASES, 2021-2023

Rk.	Player (Current System)	SB
1.	David Hamilton (BOS)	179
2.	Tyler Tolbert (KC)	165
3.	Nasim Nunez (MIA)	155

- Stole 50+ bases in 2021 (52), 2022 (70), and 2023 (57).
- Led all of Triple-A with 57 stolen bases in 2023, setting a Red Sox Triple-A record.
- Led Double-A with 70 steals in 2022, setting a Portland franchise record.
- Stole 32 consecutive bases without being caught over a span of 44 minor league games from 6/30-8/28/2022.
- Was the only minor leaguer to steal 6+ bases in a game in 2021 or 2022 (6/2/21 vs. Peoria, 6-for-6, 9 inn.).
- Recognized by the Sox as the organization's Minor League Base Stealer of the Month for April and July 2022.

LIKE FATHER, LIKE SON

David's father, David Hamilton Sr., played 2 seasons of rookie ball in the Cincinnati Reds organization (1987-88) after being selected in the 60th round of the 1987 First-Year Player Draft, recording a .415 OBP and going 7-for-8 in stolen base attempts.

- Recorded his 1st MLB hit with a single in the 8th inning on 6/22 at MIN.
- Optioned to Worcester on 7/7.
- Hit a walk-off RBI single on 7/30 vs. Rochester.
- Recalled by BOS on 8/28 and played in 2 games with the Sox...Optioned to Worcester on 8/31 and spent the rest of the season with the WooSox.
- Placed on the IL with a left thumb sprain on 9/18.
- Underwent a successful left thumb UCL repair on 9/21...The procedure was performed by Dr. Thomas Graham at Lehigh Valley Orthopedic Institute.

David Hamilton

David Hamilton, Continued

Personal

- 🔥 Full name is David Lewis Hamilton.
- 🔥 Played baseball at the University of Texas at Austin (2017-19)...Stole 45 bases in 125 games...Missed the 2019 season after undergoing surgery to repair a torn Achilles tendon...Named Texas's Spike Owen Defensive Player of the Year in 2017 and to the All-Big 12 Second Team in 2018.
- 🔥 Played for Yarmouth-Dennis in the Cape Cod Baseball League in 2018.
- 🔥 Graduated from San Marcos High School (TX), where he also played football...Ran track in middle school.
- 🔥 Selected by LAA in the 28th round of the 2016 First-Year Player Draft but did not sign.
- 🔥 In 2020, played for Team Texas in the independent Constellation Energy League...Was 20-for-20 in stolen base attempts.

In the Community

- 🔥 As part of the 2023 Red Sox Rookie Development Program, visited patients at Boston Children's Hospital and hosted a Play Ball clinic with the Red Sox Foundation.
- 🔥 Attended Red Sox Winter Weekend in January 2024, signing autographs and posing for pictures with fans.

David Hamilton's Career Record

YEAR	CLUB	AVG	G	AB	R	H	2B	3B	HR	RBI	SH	HBP	BB	SO	SB	CS	OBP	SLG	OPS
2019																			
2020																			
2021	Wisconsin (A+)	.263	68	270	50	71	14	7	5	31	1	2	35	58	41	6	.351	.422	.773
	Biloxi (AA)	.248	33	133	16	33	5	4	3	12	1	0	15	32	11	3	.322	.414	.736
2022	Portland (AA)	.251	119	463	81	116	16	9	12	42	5	6	56	119	70	8	.338	.402	.740
2023	Worcester (AAA)	.247	103	393	74	97	16	4	17	54	1	2	71	109	57	14	.363	.438	.801
	BOSTON	.121	15	33	2	4	2	0	0	0	0	0	6	10	2	1	.256	.182	.438
	Major League Totals	.121	15	33	2	4	2	0	0	0	0	0	6	10	2	1	.256	.182	.438
	Minor League Totals	.252	323	1259	221	317	51	24	37	139	8	10	177	318	179	31	.347	.419	.766

TRANSACTIONS: Selected by the Los Angeles Angels in the 28th round of the 2016 June Draft (did not sign); Signed by the Milwaukee Brewers as an 8th-round selection in the 2019 June Draft (signed by KJ Hendricks); Acquired by the Boston Red Sox with OF Jackie Bradley Jr. and INF Alex Binelas in exchange for OF Hunter Renfroe, 12/1/2021; **INJURED LIST:** None

Career Fielding Record

POS	PCT.	G	GS	PO	A	E	TC	DP
2B	1.000	2	1	6	4	0	10	0
SS	.957	13	10	13	31	2	46	9

Career Single-Game Highs

HITS: 1, 4x, last 7/5/23 vs. TEX; **DOUBLES:** 1, 2x, last 7/5/23 vs. TEX; **HOME RUNS:** N/A; **RBI:** N/A; **RUNS SCORED:** 1, 2x, last 6/23/23 at CWS; **WALKS:** 1, 6x, last 8/29/23 vs. HOU; **STRIKEOUTS:** 2, 3x, last 7/2/23 at TOR; **STOLEN BASES:** 1, 2x, last 6/23/23 at CWS; **HITTING STREAK:** 2, 6/28-30/23; **EJECTIONS (0)**

Major League Firsts

GAME: 6/21/23 at MIN (pinch runner, 8th inning); **HIT:** 6/22/23 at MIN off Joe Ryan (single, 8th inning); **HOME RUN:** N/A; **GAME-ENDING RBI:** N/A

32 TYLER HEINEMAN

CATCHER



Bats: Switch • **Throws:** Right • **Height:** 5-11 • **Weight:** 197

Opening Day Age: 32 • **MLB Service:** 2 years, 20 days

Born: 6/19/1991 in Pacific Palisades, CA

Acquired: From the New York Mets in exchange for cash considerations on 2/2/2024

Contract Status: Signed through 2024

Career Highlights

- 🔥 Is in his 1st season with the Red Sox organization.
- 🔥 Originally selected by the Astros in the 8th round of the 2012 First-Year Player Draft (No. 249 overall).
- 🔥 Has played in 104 MLB games with MIA (2019), SF (2020), TOR (2022-23), and PIT (2022-23).
- 🔥 Has made 1 Opening Day roster, serving as the Giants' starting catcher to begin the 2020 season... Became the 1st catcher in Giants franchise history to record a multi-hit game on Opening Day.
- 🔥 Made his MLB debut on 9/4/19 at PIT...Recorded his 1st hit off Jacob deGrom (double, 9/25/19) and his 1st HR off Zack Wheeler (9/26/19).
- 🔥 Made his MLB pitching debut on 8/16/20 at OAK (1.0 IP, 0 R, 1 H, 0 BB, 0 SO).
- 🔥 Named an MiLB.com Organization All-Star in 2012 (HOU) and 2019 (MIA).
- 🔥 Named a 2012 Rookie-level New York-Penn League All-Star after winning the league's batting title with Tri-City (.358 AVG).
- 🔥 Ranked by *Baseball America* as the Astros' No. 30 prospect entering the 2013 season.
- 🔥 Has played for Salt River in the Arizona Fall League (2014) and for Lacey (2015) and Escogido (2017) in the Dominican Winter League.

2023 Highlights

- 🔥 Split the season between the PIT and TOR organizations, playing in 22 MLB games and 42 Triple-A games.
- 🔥 Opened the season with Indianapolis but played in only 1 game (1-for-1, 2 BB) before being selected to the PIT roster on 4/4.
- 🔥 Played in 3 games with the Pirates before being optioned on 4/14 and designated for assignment on 4/26...Traded to TOR on 4/30 (in exchange for SS Vinny Capra) and optioned to Buffalo.
- 🔥 Recalled by TOR 3 times, including on 9/2 for the rest of the season...In the Jays' final game (10/1 vs. TB), had 3 RBI and reached base 3 times (2-for-3, BB, 3B).
- 🔥 Was named to TOR's Wild Card roster against MIN but did not play in a game.

WANNA SEE A CARD TRICK?

Tyler began a hobby of performing magic tricks during his time playing winter ball in the Dominican Republic in 2015. He further developed the craft by watching DVDs and taking private lessons.

Dozens of videos of Tyler performing card tricks for his teammates can be found on TikTok (@theclubhousemagician).

ALL IN THE FAMILY

On August 1, 2020, Tyler played against his brother, Scott, when the Rangers visited the Giants. After they exchanged lineup cards with the umpires, Tyler went on to reach base twice (1-for-3, BB, 2B, R) while Scott went 1-for-4 with a solo HR. "It was extremely special and something we're never going to forget," Tyler told media after the game.

LOWEST STRIKEOUT RATES, 2022-2023 (MIN. 200 PA)

Rk.	Player	SO%
1.	Luis Arraez	6.3
2.	David Fletcher	7.7
3.	Ildemaro Vargas	8.5
4.	Michael Brantley	9.6
5.	Nick Madrigal	9.8
6.	Steven Kwan	10.0
7.	Jeff McNeil	10.2
8.	Alejandro Kirk	10.7
9.	Keibert Ruiz	10.9
10.	Tony Kemp	11.2
11.	José Ramírez	11.26
12.	Tyler Heineman	11.31
13.	Pablo Reyes	11.4

Tyler
Heineman

Tyler Heineman, Continued

Personal

- 🔴 Full name is Tyler Andrew Heineman.
- 🔴 He and his wife, Elizabeth, have a daughter, Emma Katherine (born 7/5/22).
- 🔴 His younger brother, Scott (OF/1B), was selected by the Rangers in the 11th round of the 2015 First-Year Player Draft and appeared in 68 games with TEX (2019-20) and CIN (2021).
- 🔴 Played at UCLA from 2010-12...Was teammates with Gerrit Cole on the 2010 team that reached the College World Series...Also reached the World Series in 2012.
- 🔴 In 2012, was named a Johnny Bench Award semi-finalist after hitting .351...Was the only catcher to earn All Pac-12 Conference honors.
- 🔴 Left UCLA holding the single-season record for HBP (18 in 2012).
- 🔴 Is a 2009 graduate of Windward (CA) School...Earned Delphic League MVP honors during his senior season...Set the school's single-season AVG record as a junior (.619).

Tyler Heineman's Career Record

YEAR	CLUB	AVG	G	AB	R	H	2B	3B	HR	RBI	SH	HB	BB	SO	SB	CS	OBP	SLG	OPS
2012	Tri-City (A-)	.358	55	193	33	69	14	0	0	26	3	9	26	12	6	2	.452	.430	.882
2013	Lancaster (A+)	.286	104	370	67	106	23	4	13	71	4	15	32	47	2	3	.361	.476	.837
2014	Corpus Christi (AA)	.242	78	265	34	64	15	3	1	25	2	13	24	37	3	3	.332	.332	.664
2015	Corpus Christi (AA)	.318	22	85	12	27	7	0	0	5	1	1	8	6	0	0	.383	.400	.783
	Fresno (AAA)	.271	56	192	27	52	10	0	3	25	4	1	11	15	2	0	.312	.370	.682
2016	Fresno (AAA)	.259	73	239	27	62	9	2	3	14	1	5	26	44	1	2	.344	.351	.695
2017	Colorado Springs (AAA)	.281	65	199	24	56	19	0	2	20	6	0	20	34	2	0	.342	.407	.749
2018	Biloxi (AA)	.254	72	224	29	57	11	0	4	23	4	4	36	32	3	1	.361	.357	.718
	Colorado Springs (AAA)	.211	6	19	1	4	0	0	0	1	0	0	4	4	1	0	.348	.211	.559
2019	New Orleans (AAA)	.341	48	164	26	56	12	2	10	25	3	3	12	21	4	0	.397	.622	1.019
	Reno (AAA)	.325	25	80	16	26	5	1	3	13	0	2	9	14	0	0	.407	.525	.932
	MIAMI	.273	5	11	1	3	1	0	0	1	2	1	0	0	0	0	.273	.636	.909
2020	SAN FRANCISCO	.190	15	42	3	8	1	0	0	1	2	2	4	6	1	0	.292	.214	.506
2021	Lehigh Valley (AAA)	.274	20	62	5	17	2	0	0	6	3	0	9	12	0	1	.366	.306	.672
	Memphis (AAA)	.254	21	67	8	17	4	0	0	5	0	1	7	17	0	2	.325	.313	.638
2022	Buffalo (AAA)	.125	2	8	0	1	0	0	0	0	0	0	0	4	0	0	.125	.125	.250
	PITTSBURGH	.211	52	142	14	30	6	0	0	8	3	5	8	13	1	0	.277	.254	.531
	TORONTO	.267	10	15	2	4	2	0	0	1	1	0	0	4	0	0	.267	.400	.667
2023	Buffalo (AAA)	.214	36	117	21	25	3	0	1	13	3	1	20	32	5	0	.331	.265	.596
	Indianapolis (AAA)	.333	6	18	2	6	1	1	1	6	0	0	5	3	0	0	.478	.667	1.145
	PITTSBURGH	.111	3	9	1	1	0	0	0	0	0	0	1	1	1	0	.200	.111	.311
	TORONTO	.276	19	29	4	8	1	1	0	3	0	1	7	7	0	0	.432	.379	.811
	Major League Totals	.218	104	248	25	54	11	1	1	15	7	8	20	35	3	0	.297	.282	.579
	Minor League Totals	.280	689	2302	332	645	135	13	41	278	34	55	249	334	29	14	.361	.404	.765

TRANSACTIONS: Signed by the Houston Astros as an 8th-round selection in the 2012 June Draft (signed by Tim Costic); Acquired by the Milwaukee Brewers for a player to be named later, 4/4/2017; Signed by the Arizona Diamondbacks as a minor league free agent, 11/12/2018; Acquired by the Miami Marlins in exchange for cash considerations, 6/4/2019; Signed by the San Francisco Giants as a minor league free agent, 1/6/2020; Signed by the St. Louis Cardinals as a minor league free agent, 11/14/2020; Signed by the Philadelphia Phillies as a minor league free agent, 7/3/2021; Signed by the Toronto Blue Jays as a minor league free agent, 3/13/2022; Claimed off waivers by the Pittsburgh Pirates, 5/16/2022; Acquired by the Toronto Blue Jays in exchange for SS Vinny Capra, 4/30/2023; Claimed off waivers by the New York Mets, 12/1/2023; Acquired by the Boston Red Sox in exchange for cash considerations, 2/2/2024; **INJURED LIST:** Right groin strain, 8/4-16/2022; Concussion, 9/23-10/2/2022

Wild Card Record

YEAR	CLUB	AVG	G	AB	R	H	2B	3B	HR	RBI	SH	HB	BB	SO	SB	CS	OBP	SLG	OPS
2023	TOR vs. MIN	-	0	0	0	0	0	0	0	0	0	0	0	0	0	0	-	-	-

Career Fielding Record

POS	PCT.	G	GS	PO	A	E	TC	DP	CCS	SB	CCS%	PB	PKO	INN
C	.989	96	81	648	42	8	698	2	19	49	28.0%	4		704.2

Career Single-Game Highs

HITS: 3, 5/31/22 at LAD; **DOUBLES:** 1, 11x, last 6/1/23 vs. MIL; **HOME RUNS:** 1, 9/26/19 at NYM; **RBI:** 3, 10/1/23 vs. TB; **RUNS SCORED:** 4, 2x, last 9/14/22 at CIN; **WALKS:** 2, 2x, last 9/6/23 at OAK; **STRIKEOUTS:** 2, 4x, last 7/28/22 vs. PHI; **STOLEN BASES:** 1, 3x, last 4/4/23 at BOS; **HITTING STREAK:** 2, 2x, last 9/2-16/22; **EJECTIONS (0)**

Home Run Notes

MULTI-HOME RUN GAMES (0); LEADOFF (0); GRAND SLAMS (0); PINCH-HIT (0); EXTRA-INNING (0); GAME-ENDING (0); INSIDE-THE-PARK (0)

Major League Firsts

GAME: 9/4/19 at PIT (entered in 8th inning as pinch-hitter); **HIT:** 9/25/19 at NYM off Jacob deGrom (double, 3rd inning); **HOME RUN:** 9/26/19 at NYM off Zack Wheeler (2-run, 8th inning); **GAME-ENDING RBI:** N/A

2024
Red Sox

31 LIAM HENDRIKS

RHP



Bats: Right • **Throws:** Right • **Height:** 6-0 • **Weight:** 235

Opening Day Age: 35 • **MLB Service:** 9 years, 164 days

Born: 2/10/1989 in Perth, Australia

Acquired: Signed as a free agent on 2/20/2024

Contract Status: Signed through 2025 (mutual option for 2026)

The Rundown

- 🔥 Is in his 1st season with the Red Sox, his 14th in MLB.
- 🔥 Originally signed by MIN as a free agent on 2/25/07.
- 🔥 Has pitched in 476 games (44 starts) with the Twins (2011-13), Royals (2014), Blue Jays (2014-15), A's (2016-20), and White Sox (2021-23).
- 🔥 Has made 10 Opening Day rosters with MIN (2012-13), TOR (2015), OAK (2016-20), and CWS (2021-22).
- 🔥 Has been nominated for the Roberto Clemente Award 5 times, including twice by the A's (2017, '19) and 3 times by the White Sox (2021-23).
- 🔥 Is a 3-time All-Star (2019, '21-22)...Is the only pitcher in White Sox history to earn a save at the Mid-Summer Classic (2021 at COL).
- 🔥 Has been named to 3 All-MLB teams (2019-21).
- 🔥 Named Mariano Rivera American League Reliever of the Year in 2020 and 2021.
- 🔥 Received Cy Young Award votes in 2020 (T-9th) and 2021 (8th) and MVP votes in 2020 (T-13th).
- 🔥 Would become the 1st individual born in Australia to play for the Red Sox...Is the Sox's all-time leader among Australian-born pitchers in strikeouts (724), saves (115), wins (31), and innings (645.0).
- 🔥 Pitched for Australia in the 2009 World Baseball Classic.
- 🔥 Is a 4-time AL Reliever of the Month (June 2019, August 2020, May 2021, September/October 2021).
- 🔥 In 2020, saved the deciding Game 3 of the AL Wild Card Series vs. the White Sox, striking out the side in the 9th inning...He then earned the win in Game 3 of the ALDS at HOU, allowing 1 hit over 3.0 scoreless innings.

DOMINANT RUN

Year	SV-SVO	SO/9.0	ERA
2019	25-for-32	13.13	1.80
2020	14-for-15	13.14	1.78
2021	38-for-44	14.32	2.54
2022	37-for-41	13.27	2.81
Totals	114-for-132	13.52	2.26

HENDRIKS'S RANKINGS, 2019-2023

Stat	AL	MLB
115 saves	1st	4th
2.32 ERA	2nd	4th
2.19 FIP	1st	2nd
0.89 WHIP	2nd	2nd
.192 AVG	3rd	5th
.551 OPS	2nd	4th
7.54 SO/BB	1st	3rd
38.3 SO%	1st	4th

Min. 200.0 IP

BECOMING A CLOSER

Liam began his career as a starting pitcher, became a full-time reliever in 2015, and moved into OAK's closer role on 6/21/19 when Blake Treinen went on the Injured List. From that date through the end of the 2022 season, he led the majors with 114 saves.

LIAM'S INCREDIBLE COMEBACK

In December 2022, Hendriks was diagnosed with Stage 4 non-Hodgkin's lymphoma, a blood cancer that he believes he had been pitching with during the 2022 season when he posted a 2.81 ERA with 37 saves in 58 appearances for the White Sox. After undergoing eight rounds of chemotherapy—which began in January 2023—and four rounds of immunotherapy, Hendriks completed his treatment on April 3 and announced he was cancer free on April 20. He began a rehab assignment on May 5 before returning to the majors on May 29. He appeared in five games with the White Sox, earning two wins and one save before being sidelined by an elbow injury that forced him to miss the remainder of the 2023 season.

Hendriks launched a campaign inviting fans to purchase specially designed "Close Out Cancer" t-shirts, with proceeds benefitting the Lymphoma Research Foundation. In 2023, he earned the Jimmy V Award for Perseverance at ESPN's annual ESPY Awards in July; was named the AL's Comeback Player of the Year; and received the Tony Conigliaro Award, presented by the Red Sox to a "Major Leaguer who has overcome adversity through the attributes of spirit, determination, and courage that were trademarks of Tony C."

Liam
Hendriks

Liam Hendriks, Continued

Additional Career Highlights

- 🔥 Has recorded 52 saves of 1.0 IP and 0 baserunners allowed, including 7 with 3 SO.
- 🔥 Has 16 saves of 4+ outs, including 5 of 1.1 IP, 9 of 1.2 IP, and 2 of 2.0 IP...Recorded a 5-out save with 5 SO on 4/23/21 vs. TEX...He is the only pitcher in CWS history to record a save of 1.2+ IP with all outs coming via strikeout.
- 🔥 Led the AL with 38 saves in 2021.
- 🔥 Recorded his 100th career save on 8/5/22 at TEX.
- 🔥 Named MIN's 2011 Minor League Pitcher of the Year.
- 🔥 Named a mid-season All-Star in 2011 (Eastern League) and 2014 (International League)...Named his league's Pitcher of the Week for 4/12-18/10 (Midwest League) and 6/4-10/12 (International League).
- 🔥 Selected to the All-Star Futures Game in 2010 (did not pitch due to appendectomy) and in 2011.
- 🔥 Was ranked by *Baseball America* as one of the Twins' top prospects entering 2011 (No. 6) and 2012 (No. 7)... Was also ranked as having the best control among MIN minor leaguers entering both seasons.
- 🔥 Pitched for Perth in the Australian Baseball League during the 2010-11 off-season, and for Aguilas in the Dominican Winter League during the 2014-15 off-season.

2023 Timeline

- 🔥 Missed a majority of the season due to recovery from cancer treatment and then an elbow injury...Appeared in 5 games with the White Sox in May and June.
- 🔥 Began the season on the Injured List...Completed cancer treatment on 4/3 and announced he was cancer free on 4/20.
- 🔥 Pitched in 6 rehab games, all with Triple-A Charlotte from 5/5-16.
- 🔥 Reinstated from the IL on 5/29 and pitched that day vs. LAA (1.0 IP, 2 R)...Allowed only 1 run in his remaining 4 MLB outings, earning either a win or a save in each of his final 3.
- 🔥 Placed on the 15-Day IL on 6/10 due to right elbow inflammation.
- 🔥 Underwent Tommy John surgery on 8/2, performed by Rangers team physician Dr. Keith Meister.
- 🔥 Transferred to the 60-Day IL on 8/10.

HIGHEST SINGLE-SEASON STRIKEOUT-TO-WALK RATIO SINCE 1900

Rk.	Pitcher (Season)	SO/BB
1.	Dennis Eckersley (1990)	18.25
2.	Liam Hendriks (2021)	16.14
3.	Clayton Kershaw (2016)	15.64

Min. 70.0 IP

OFF THE CHARTS

- In 2021, Hendriks struck out 113 batters and walked only 7 in 71.0 IP.
- 🔥 The only other pitcher in MLB history with at least 100 SO and 7 BB or fewer in a season is Kenley Jansen (2017: 109 SO, 7 BB).
 - 🔥 His SO/BB ratio of 16.14 is the highest in White Sox history (min. 50.0 IP)...The next-highest single-season mark in franchise history is 6.62 (David Robertson in 2015).
 - 🔥 Owns the White Sox' single-season SO/9.0 IP record (min. 50.0 IP), as well as the franchise's 3rd-highest mark (14.32 in 2021, 13.27 in 2022).

STRAIGHT A'S

- Hendriks owns OAK's 2 highest single-season SO/9.0 IP rates (13.14 in 2020, 13.13 in 2019) (min. 20.0 IP). In addition:
- 🔥 Owns OAK's single-season record for strikeouts as a reliever (122 in 2019).
 - 🔥 Struck out at least 1 batter in 27 straight games from 6/8-8/14/19 and in 29 straight games from 8/20/19-8/14/20, the 2 longest streaks ever by an A's reliever.
 - 🔥 In 2020, the A's went 23-1 in games when he pitched (started 23-0)...His streak of 23 consecutive appearances in a team win is the 3rd-longest in A's history by a pitcher behind only Dennis Eckersley (53 in 1991-92; 30 in 1989-90).

Personal

- 🔥 Full name is Liam Johnson Hendriks...Nicknamed "Slydah."
- 🔥 Married to Kristi.
- 🔥 Attended Sacred Heart College Senior School... Played baseball and Australian-rules football.
- 🔥 His father, Geoff, played for the West Perth Football Club in the West Australian Football League...Under the father-son rule used by the Australian Football League (AFL) at the time, Liam was eligible to be drafted by the West Coast Eagles had he decided to pursue a career in football.

In the Community

- 🔥 Established the South Slydah Society program with his wife, Kristi, in 2021 (see box on right).
- 🔥 Is an avid supporter of—and makes regular visits to—animal shelters.
- 🔥 Supports anti-bullying causes.
- 🔥 Has supported the LGBTQ+ community by providing lunch and White Sox-branded gifts to staff at the Center on Halsted and Howard Brown Health.
- 🔥 Provided a party at La Rabida Children's Hospital in April 2021 for 300 patients, family members and front-line workers.
- 🔥 In August 2021, celebrated staff and provided a financial donation to Holistic Riding Equestrian Therapy (HRET) in Lockport, a riding facility that integrates the benefits of animal therapy and therapeutic riding.

SOUTH SLYDAH SOCIETY

Liam established the South Slydah Society program with his wife, Kristi, in 2021. They have donated more than 1,000 meals from more than a dozen local, minority and family-owned small businesses to frontline workers and area non-profits, including three platoons at Engine 29 Firehouse, healthcare workers at Chicago Children's Advocacy Center, volunteers at St. James Food Pantry, the local post office, and staff from One Tail at a Time Chicago.

🔥 In 2022, the program focused on three key pillars: championing individuals facing extreme hardship, including children and families battling cancer and those seeking medical treatment at nearby hospitals; giving back to frontline workers, including first responders, Chicago police and fire departments and emergency dispatchers; and empowering underrepresented community groups by addressing social justice issues, including discrimination, prejudice against the LGBTQ+ community, gun violence and animal rights.

- 🔥 Has donated hundreds of meals to dozens of family-owned small businesses and planned community events or in-person visits with organizations such as Howard Brown Health, Jesse Brown VA Medical Hospital, Ronald McDonald House, and the USO of Illinois.

Liam
Hendriks

Liam Hendriks's Career Record

YEAR	CLUB	W-L	ERA	G	GS	SV	IP	H	R	ER	HR	HB	BB	SO	SO/9	WHIP	AVG
2007	GCL Twins (R)	4-2	2.05	10	10	0	44.0	41	14	10	2	1	11	52	10.64	1.18	.241
2008								Did Not Play									
2009	Elizabethon (R)	2-0	3.71	3	3	0	17.0	19	8	7	0	0	1	13	6.88	1.18	.271
	Beloit (A)	3	3.51	11	11	0	66.2	73	34	26	3	2	15	62	8.37	1.32	.278
2010	Beloit (A)	2-1	1.32	6	6	0	34.0	16	6	5	0	1	4	39	10.32	0.59	.138
	Fort Myers (A+)	6-3	1.93	13	12	0	74.2	63	20	16	2	1	8	66	7.96	0.95	.225
2011	New Britain (AA)	8-2	2.69	16	15	0	90.1	85	30	27	5	3	18	81	8.07	1.14	.247
	Rochester (AAA)	4-4	4.56	9	9	0	49.1	52	26	25	0	2	3	30	5.47	1.11	.277
	MINNESOTA	0-2	6.17	4	4	0	23.1	29	16	16	3	0	6	16	6.17	1.50	.312
2012	Rochester (AAA)	9-3	2.20	16	16	0	106.1	76	28	26	5	1	28	82	6.94	0.98	.201
	MINNESOTA	1-8	5.59	16	16	0	85.1	106	61	53	17	4	26	50	5.27	1.55	.305
2013	Rochester (AAA)	4-8	4.67	16	16	0	98.1	115	56	51	9	3	15	62	5.67	1.32	.294
	MINNESOTA	1-3	6.85	10	8	0	47.1	67	39	36	10	3	14	34	6.46	1.71	.327
2014	Buffalo (AAA)	8-1	2.33	18	16	0	108.1	92	32	28	6	3	7	91	7.56	0.91	.231
	Omaha (AAA)	4-1	2.83	5	5	0	35.0	33	13	11	1	0	6	35	9.00	1.11	.254
	KANSAS CITY	0-2	4.66	6	3	0	19.1	26	12	10	0	1	3	15	6.98	1.50	.325
	TORONTO	1-0	6.08	3	3	0	13.1	12	9	9	3	2	4	8	5.40	1.20	.235
2015	TORONTO	5-0	2.92	58	0	0	64.2	59	23	21	3	2	11	71	9.88	1.08	.240
2016	Stockton (A+)	0-0	0.00	1	0	0	1.0	0	0	0	0	0	0	1	9.00	0.00	.000
	Nashville (AAA)	4-1	2.84	23	1	6	25.1	21	9	8	1	0	4	43	15.28	0.99	.216
	OAKLAND	0-4	3.76	53	0	0	64.2	69	31	27	6	1	14	71	9.88	1.28	.270
2017	OAKLAND	4-2	4.22	70	1	1	64.0	57	34	30	7	0	23	78	10.97	1.25	.229
2018	Nashville (AAA)	4-1	2.84	23	1	6	25.1	21	9	8	1	0	4	43	15.28	0.99	.216
	OAKLAND	0-1	4.13	25	8	0	24.0	25	11	11	3	1	10	22	8.25	1.46	.272
2019	OAKLAND	4-4	1.80	75	2	25	85.0	61	18	17	5	2	21	124	13.13	0.96	.201
2020	OAKLAND	3-1	1.78	24	0	14	25.1	14	6	5	1	0	3	37	13.14	0.67	.161
2021	CHICAGO-AL	8-3	2.54	69	0	38	71.0	45	23	20	11	1	7	113	14.32	0.73	.174
2022	CHICAGO-AL	4-4	2.81	58	0	37	57.2	44	22	18	7	2	16	85	13.27	1.04	.210
2023	Charlotte (AAA)	0-0	10.80	6	0	0	5.0	7	6	6	3	0	1	5	9.00	1.60	.350
	CHICAGO-AL	2-0	5.40	5	0	1	5.0	4	3	3	1	0	1	3	5.40	1.00	.222
	Major League Totals	33-34	3.82	476	44	116	650.0	618	308	276	77	19	159	727	10.07	1.20	.248
	Minor League Totals	58-31	2.94	156	120	6	760.0	697	284	248	37	17	123	665	7.88	1.08	.243

Liam Hendriks, Continued

TRANSACTIONS: Signed by the Minnesota Twins as a non-drafted free agent, 2/25/2007 (signed by Howard Norsetter); Claimed off waivers by the Chicago Cubs, 12/13/2013; Claimed off waivers by the Baltimore Orioles, 12/23/2013; Claimed off waivers by the Toronto Blue Jays, 2/21/2014; Acquired by the Kansas City Royals with C Erik Kratz in exchange for INF Danny Valencia, 7/28/2014; Acquired by the Toronto Blue Jays in exchange for C Santiago Nessesy, 10/30/2014; Acquired by the Oakland Athletics in exchange for RHP Jesse Chavez, 11/20/2015; Signed by the Chicago White Sox as a free agent, 1/15/2021; Signed by the Boston Red Sox as a free agent, 2/20/2024; **INJURED LIST:** Right triceps strain, 5/8-6/18/2016; Right groin strain, 4/14-6/4/2018; Right forearm flexor strain, 6/14-7/4/2022; Other, 3/30-5/29/2023; Right elbow inflammation, 6/10/2023 through remainder of season.

Postseason Record

W-L	ERA	G	GS	SV	IP	H	R	ER	HR	HB	BB	SO	SO/9	WHIP	AVG
1-1	5.74	11	1	1	15.2	15	10	10	3	0	3	22	12.64	1.15	.254

Wild Card Record

YEAR	CLUB	W-L	ERA	G	GS	SV	IP	H	R	ER	HR	HB	BB	SO	SO/9	WHIP	AVG
2018	OAK at NYY	0-1	18.00	1	1	0	1.0	1	2	2	1	0	1	1	9.00	2.00	.250
2019	OAK vs. TB	0-0	0.00	1	0	0	1.0	0	0	0	0	0	0	1	9.00	0.00	.000
2020	OAK vs. CWS	0-0	6.75	2	0	1	2.2	5	2	2	1	0	1	8	27.00	2.25	.385
Wild Card Totals		0-1	7.71	4	1	1	4.2	6	4	4	2	0	2	10	19.29	1.71	.300

Division Series Record

YEAR	CLUB	W-L	ERA	G	GS	SV	IP	H	R	ER	HR	HB	BB	SO	SO/9	WHIP	AVG
2015	TOR vs. TEX	0-0	0.00	1	0	0	0.1	1	0	0	0	0	0	0	0.00	3.00	.500
2020	OAK vs. HOU	1-0	0.00	1	0	0	3.0	1	0	0	0	0	0	4	12.00	0.33	.100
2021	CWS vs. HOU	0-0	9.00	3	0	0	3.0	3	3	3	1	0	1	6	18.00	1.33	.250
DS Totals		1-0	4.26	5	0	0	6.1	5	3	3	1	0	1	10	14.21	0.95	.208

League Championship Series Record

YEAR	CLUB	W-L	ERA	G	GS	SV	IP	H	R	ER	HR	HB	BB	SO	SO/9	WHIP	AVG
2015	TOR vs. KC	0-0	5.79	2	0	0	4.2	4	3	3	0	0	0	2	3.86	0.86	.267

World Baseball Classic Record

YEAR	CLUB	W-L	ERA	G	GS	SV	IP	H	R	ER	HR	HB	BB	SO	SO/9	WHIP	AVG
2009	Australia	0-0	10.80	2	0	0	1.2	3	2	2	0	0	1	1	5.40	2.40	.375

All-Star Game Record

YEAR	CLUB	W-L	ERA	G	GS	SV	IP	H	R	ER	HR	HB	BB	SO	SO/9	WHIP	AVG
2019	AL at CLE	0-0	9.00	1	0	0	1.0	1	1	1	1	0	0	3	27.00	1.00	.250
2021	AL at COL	0-0	0.00	1	0	1	1.0	2	0	0	0	0	0	1	9.00	2.00	.500
2022	AL at LAD	0-0	0.00	1	0	0	0.1	0	0	0	0	0	0	0	0.00	0.00	.000
All-Star Game Totals		0-0	3.86	3	0	1	2.1	3	1	1	1	0	0	4	15.43	1.29	.333

Career Single-Game Highs

INNINGS: 9.0, 8/27/12 vs. SEA; **STRIKEOUTS:** 8, 9/27/13 vs. CLE; **HITS:** 10, 2x, last 9/1/12 at KC-G2; **RUNS:** 7, 3x, last 8/24/13 at CLE; **EARNED RUNS:** 7, 3x, last 9/16/13 at CWS; **WALKS:** 4, 7/2/12 at DET; **HOME RUNS:** 4, 9/24/12 vs. NYY; **SCORELESS INNINGS STREAK:** 20.2, 6/6-7/20/19; **EJECTIONS (0)**

Major League Firsts

APPEARANCE: 9/6/11 vs. CWS (7.0 IP, start); **STRIKEOUT:** 9/6/11 vs. CWS (A.J. Pierzynski, swinging); **WIN:** 9/19/12 at CLE (6.0 IP); **SAVE:** 9/20/17 at DET (0.2 IP)

2024
Red Sox

89 TANNER HOUCK

RHP



Bats: Right • **Throws:** Right • **Height:** 6-5 • **Weight:** 233
Opening Day Age: 27 • **MLB Service:** 2 years, 100 days
Born: 6/29/1996 in St. Louis, MO
Acquired: Selected in the 1st round (24th overall) of the 2017 First-Year Player Draft
Contract Status: Signed through 2024

The Rundown

- 🔴 Is in his 8th professional season, all with the Red Sox.
- 🔴 Selected in the 1st round (No. 24 overall) of the 2017 First-Year Player Draft out of the University of Missouri.
- 🔴 Made his MLB debut in 2020, then made the Sox' Opening Day roster in 2021, 2022, and 2023.
- 🔴 In 2023, set career highs in wins (6), starts (21), and innings pitched (106.0)...Pitched only as a starter, after serving as both a reliever and as a starter in 2021 and 2022.
- 🔴 Owns a 4.17 ERA in 41 career starts (92 ER/198.1 IP) and a 2.68 ERA in 33 relief appearances (16 ER/53.2 IP)... Each of his first 48 professional appearances came as a starter; made his 1st relief appearance in July 2019.
- 🔴 Started the Sox' 2nd game of the 2021 season and their 3rd game of 2022 and 2023.
- 🔴 During his MLB career, has held RHH to a .214 AVG/.566 OPS and LHH to a .251 AVG/.763 OPS.
- 🔴 Is the only pitcher since 1901 to earn a win, throw at least 5.0 innings, allow 1 or 0 runs, and give up 3 or fewer hits in each of his first 3 ML outings.
- 🔴 Created "Pitch for Adoption," which aims to raise money for Caritas Family Solutions (see box on page 97).

Additional Career Highlights

- 🔴 Entered each of the 4 seasons from 2018-21 ranked by *Baseball America* as one of the Sox' top prospects: No. 3 in 2018, No. 7 in 2019, No. 11 in 2020, and No. 8 in 2021...Rated by *Baseball America* as having the best slider in the Red Sox system in 2018 and 2021.
- 🔴 Attended his 1st ML Spring Training in 2020 (NRI).
- 🔴 Began his ML career with 10.0 scoreless innings and allowed 0 ER in his first 15.0 IP...Allowed 3 ER or fewer in each of his first 26 MLB outings.
- 🔴 Selected to the ML roster on 9/15/20 and made his debut that night at MIA, earning the win (GS, 5.0 IP, 0 R, 2 H, 3 BB, 7 SO)...Became the 13th Sox pitcher to throw 5.0+ innings and allow 0 runs in an MLB debut.
- 🔴 Made his 2nd start on 9/20/20 vs. NYY and carried a no-hitter into the 6th inning (6.0 IP, 1 H, 1 R/0 ER, 3 BB, 4 SO)... The only other Sox pitchers to throw at least 5.0 innings and allow 0 ER in each of their first 2 MLB starts are Vaughn Eshelman (1995) and Dave Ferriss (1945).
- 🔴 Made his 3rd start on 9/26/20 at ATL (6.0 IP, 3 H, 1 R, 3 BB, 10 SO)...Joined Eduardo Rodriguez as the only Red Sox ever to throw 5.0+ innings and allow 1 or 0 runs in each of their first 3 MLB games.

LOWEST HR/9.0 IP RATIO IN THE A.L., 2020-2023

Rk.	Pitcher	HR/9.0 IP
1.	Sonny Gray (CIN/MIN)	0.56
2.	Framber Valdez (HOU)	0.70
3.	Lance McCullers Jr. (HOU)	0.75
4.	Tanner Houck (BOS)	0.79
5.	Kevin Gausman (SF/TOR)	0.85

Min. 250.0 IP

LOWEST SLUGGING % VS. RIGHT-HANDED HITTERS, 2020-2023

Rk.	Pitcher	SLG
1.	Josh Hader (MIL/SD)	.277
2.	Shohei Ohtani (LAA)	.282
3.	Tanner Houck (BOS)	.283

Min. 500 RHH faced

- 🔴 Became the 5th Sox pitcher (since ER became an official stat) to throw 5.0+ innings and allow 2 ER or fewer in each of their first 4 games, joining Dave Ferriss (1945), Don Schwall (1961), Dave Morehead (1963), and Aaron Sele (1993).
- 🔴 On 7/16/21 at NYY, earned his 1st career save in the Sox' 4-0 win...Threw the final 3.0 innings.
- 🔴 In his final outing of 2021 (10/2 at WSH), threw 5.0 perfect innings with 8 SO...According to Elias, the only other Red Sox to allow 0 baserunners in an entire outing of 5.0+ innings is Cy Young (5/5/1904 vs. PHI, 9.0 IP).
- 🔴 Made 5 relief appearances for the Sox in the 2021 Postseason...Earned a hold in his Postseason debut in the Wild Card Game vs. NYY, throwing a perfect 7th inning.
- 🔴 In Game 2 of the 2021 ALDS at TB, allowed 1 run in 5.0 innings of relief and earned the win (2 H, 0 BB, 5 SO)...Was the 6th Red Sox pitcher to throw 5.0+ innings of relief in a Postseason game and only the 3rd in the last 100 years, joining Pedro Martinez (1999 ALDS Game 5 at CLE) and Nathan Eovaldi (2018 World Series Game 3 at LAD).
- 🔴 Retired 30 consecutive batters spanning 9/28/21 at BAL to Game 2 of the '21 ALDS at TB (see table on next page).
- 🔴 Underwent a successful lumbar discectomy on 9/6/22, performed by Dr. Christopher Bono at Massachusetts General Hospital.
- 🔴 In 2019, named an Eastern League mid-season All-Star, pitched for Peoria in the Arizona Fall League, and pitched for Team USA in the WBSC Premier12 tournament...Also pitched for USA on the 2015 and 2016 Collegiate National Teams.

Tanner Houck

Tanner Houck, Continued

2023 Highlights

🔥 Set career highs in wins (6), starts (21), and innings pitched (106.0)...Pitched only as a starter, after serving as both a reliever and as a starter in 2021 and 2022.

🔥 Missed 55 games from 6/17-8/21 due to a facial fracture suffered when he was hit in the face by a line drive on 6/16 vs. NYY.

🔥 Went 3-0 over his first 4 starts and 3-2 over his final 6 starts, but went 0-8 in 11 starts between those spans.

🔥 6 of his 21 starts were at least 6.0 IP.

🔥 Held RHH to a .236 AVG/.622 OPS (3 HR) and LHH to a .271 AVG/.858 OPS (11 HR).

🔥 Posted a 2.71 ERA in innings 1-3 (19 ER/63.0 IP), but an 8.17 ERA from the 4th inning on (39 ER/43.0 IP).

🔥 Opponents batted .213 with a .744 OPS the 1st time through the lineup (35-for-164, 8 2B, 4 HR), .274 with a .764 OPS the 2nd time (46-for-168, 9 2B, 6 HR), and .307 with a .937 OPS the 3rd time (23-for-75, 7 2B, 4 HR).

🔥 Opponents batted .178 (26-for-146) against his slider...49 of his 99 SO came via the slider.

🔥 Ranked in MLB's 89th percentile in ground ball rate (53.3%).

🔥 Posted a 3.93 ERA in 10 day games (23 ER/52.2 IP) compared to a 6.08 ERA in 11 night starts (36 ER/53.1 IP).

🔥 Allowed 2 runs or fewer in each of his 3 starts vs. NYY, going 1-1 with a 1.69 ERA (3 ER/16.0 IP), 15 SO, and a 1.00 WHIP (11 H, 5 BB).

2023 Timeline

🔥 Started and earned the win in the Red Sox' 3rd game of the season on 4/2 vs. BAL (5.0 IP, 5 H, 3 R, BB, 5 SO).

🔥 Went 3-0 over his first 4 starts of the season, posting a 4.29 ERA during that span (10 ER/21.0 IP)...In the last game of that stretch, picked up the win and recorded a career-high 7.0 IP on 4/20 vs. MIN (6 H, 3 R, BB, 7 SO).

🔥 The Red Sox won each of his first 4 starts (through 4/20) and 5 of his first 6 (through 5/2), before losing 6 in a row from 5/7-6/10.

🔥 On 5/22 at LAA, struck out a season-high 8 batters in 6.0 IP (1 R, 3 H, 2 BB, HB)...Was his 6th career game with 8+ SO and most since 10/2/21 at WSH (also 8 SO).

🔥 Recorded his 3rd quality start of the season but took the loss on 6/10 at NYY (6.0 IP, 3 H, 2 R, 2 HR, HB, BB, 6 SO).

🔥 Suffered a facial fracture in his next start on 6/16 vs. NYY...Allowed just 1 run through 4.0 innings before being struck by a line drive in the 5th.

🔥 Placed on the Injured List on 6/18 (retro to 6/17)...Missed 55 team games.

🔥 Made 3 rehab starts with Triple-A Worcester from 8/5-16 (8.2 IP, 2 ER, 5 H, 3 BB, 10 SO; 2.08 ERA).

🔥 Reinstated on 8/22...In his remaining 8 starts, posted a 4.93 ERA (21 ER/38.1 IP).

🔥 Pitched 6.0 scoreless innings on 9/14 vs. NYY-G1, a 5-0 win (4 H, 3 BB, 7 SO).

🔥 Earned the win in the Red Sox' final game of the season (10/1 at BAL)...Held the Orioles scoreless on just 1 hit through 6.0 innings (3 BB, 6 SO)...Was his 4th career start allowing 1 or 0 hits, and 1st since 10/2/21 at WSH (5.0 IP, 0 H).

MOST AT-BATS PER HOME RUN ALLOWED TO RIGHT-HANDERS, 2023

Rk.	Pitcher	HR	AB/HR
1.	Tanner Scott (MIA)	1	189.0
2.	Sonny Gray (MIN)	4	90.8
3.	Tarik Skubal (DET)	3	84.0
4.	José Quintana (NYM)	3	78.3
5.	Tanner Houck (BOS)	3	66.9

Min. 200 RHH faced

Houck allowed 3 HR to right-handers in 2023. Prior to giving up a HR to Gleyber Torres on 6/10 at NYY, he had faced 306 consecutive righties without surrendering a HR (spanning 9/10/21-6/10/23).

HOUCK AGAINST THE YANKEES

Game	Stats	Result
6/10/23 at NYY	6.0 IP, 3 H, 2 R	L 1-3
6/16/23 vs. NYY	4.0 IP, 4 H, 1 R	W 15-5
9/14/23 vs. NYY-G1	6.0 IP, 4 H, 0 R	W 5-0
Totals:	1.69 ERA, 16.0 IP, 11 H, 3 R	

In 12 career games vs. NYY (7 starts), Houck has posted a 2.06 ERA (10 ER/43.2 IP).

MOST STRIKEOUTS THROUGH FIRST 20 CAREER GAMES, RED SOX

Pitcher (Years)	SO
Daisuke Matsuzaka (2007)	131
Roger Clemens (1984)	119
Lynn McGlothen (1972)	106
Aaron Sele (1993)	101
Tanner Houck (2020-21)	100

RED SOX TO RETIRE 27+ BATTERS IN A ROW IN A SINGLE SEASON SINCE 1961

Pitcher	Year (Dates)	BF
Koji Uehara	2013 (8/17-9/13)	37
Hideo Nomo	2001 (5/25-5/31)	31
Tanner Houck	2021 (9/28-10/8)	30
Pedro Martinez	1999 (9/10-9/15)	30
Mike Timlin	2003 (9/22-10/15)	28

Source: Elias Sports Bureau (Includes regular season and Postseason)

Personal

- 👉 Full name is Tanner Lee Houck.
- 👉 Is an avid fisherman.
- 👉 Was selected by the Blue Jays out of Collinsville (IL) High School in the 2014 June Draft but elected to attend the University of Missouri.
- 👉 Ranked 2nd among 3-year players in Missouri history with 292 SO, trailing Kyle Gibson (304 from 2007-09)... Became the school's 2nd pitcher to throw at least 300 innings in 3 or fewer seasons.
- 👉 Ranked by *Baseball America* as the No. 8 college prospect available in the 2017 June Draft.

In the Community

- 👉 Created "Pitch for Adoption," which aims to raise money for Caritas Family Solutions.
- 👉 Made a monetary donation to the Home for Little Wanderers during the 2021 holiday season, an organization which helps build stable lives and hopeful futures for children who are abused, neglected or at-risk.
- 👉 As part of the Red Sox Rookie Development Program, visited patients at Boston Children's Hospital on 1/15/20.
- 👉 Attended Red Sox Winter Weekend in January 2023 and 2024, signing autographs and posing for pictures with fans.

HOUCK'S 2020 GAME LOG	
Game	Stats
9/15 at MIA	5.0 IP, 0 R, 2 H, 7 SO
9/20 vs. NYY	6.0 IP, 1 R/0 ER, 1 H, 4 SO
9/26 at ATL	6.0 IP, 1 R, 3 H, 10 SO

RED SOX TO WIN FIRST 3 MAJOR LEAGUE OUTINGS (ALL STARTS)	
Pitcher (Years)	ERA in 3 GS
Tanner Houck (2020)	0.53
Dave Ferriss (1945)	0.67
Don Schwall (1961)	1.04
Don Aase (1977)	1.08
Vaughn Eshelman (1995)	1.45
George Winter (1901)	1.67
Bill Henry (1952)	3.81
Anthony Ranaudo (2014)	4.50

HOUCK THROWS 4.0 INNINGS IN COMBINED NO-HITTER FOR TEAM USA
On 7/1/15, Tanner threw 4.0 perfect innings as part of a no-hitter for the USA Collegiate National Team in a 2-0 win over the Cuban National Team. The game took place at the USA Baseball National Training Complex in Cary, NC. A.J. Puk (4.0 IP) and Ryan Hendrix (1.0 IP) also pitched for Team USA.
👉 Houck threw only 40 pitches in his 4.0 innings.
👉 It was the third no-hitter in USA Baseball Collegiate National Team history (also vs. Korea in 2010 and vs. Netherlands in 2014).
👉 It marked the first time the Cuban National Team was no-hit in international play.
👉 The victory was the first for Team USA vs. Cuba since 2013, snapping a 5-game losing streak.

Tanner Houck

TANNER HOUCK'S PITCH FOR ADOPTION

Tanner's Pitch for Adoption (@Pitch4Adoption on Twitter) aims to raise money for Caritas Family Solutions, a non-profit organization created to strengthen individuals and families experiencing social and emotional challenges in order to build healthy homes and communities. A key program of Caritas Family Solutions is St. John Bosco Children's Center, where children between the ages of 6-18 who have experienced a life of abuse and/or neglect can live in a loving, caring, structured, and therapeutic home so that they can eventually obtain permanency in a forever home.

"My family and I have been strong supporters of adoption for as long as I can remember, as it's what made our family complete. I hope that our story and my campaign will inspire others to learn more about the life-changing benefits of adoption. My mom adopted my little sister Reanna when she was 4 years old. I remember meeting her for the first time when my mom brought her to my high school baseball game. I knew even then she was going to change our lives for the better, and we would help change hers."

Tanner Houck, Continued

Tanner Houck's Career Record

YEAR	CLUB	W-L	ERA	G	GS	SV	IP	H	R	ER	HR	HB	BB	SO	SO/9	WHIP	AVG
2017	Lowell (A-)	0-3	3.63	10	10	0	22.1	21	14	9	0	2	8	25	10.07	1.30	.239
2018	Salem (A+)	7-11	4.24	23	23	0	119.0	110	68	56	11	4	60	111	8.39	1.43	.245
2019	Portland (AA)	8-6	4.25	17	15	0	82.2	86	41	39	4	9	32	80	8.71	1.43	.270
	Pawtucket (AAA)	0-0	3.24	16	2	1	25.0	19	11	9	3	5	14	27	9.72	1.32	.209
2020	BOSTON	3-0	0.53	3	3	0	17.0	6	2	1	1	1	9	21	11.12	0.88	.113
2021	BOSTON	1-5	3.52	18	13	1	69.0	57	32	27	4	6	21	87	11.35	1.13	.223
	Worcester (AAA)	0-2	5.14	6	6	0	21.0	19	13	12	1	3	7	26	11.14	1.24	.241
2022	BOSTON	5-4	3.15	32	4	8	60.0	49	22	21	3	6	22	56	8.40	1.18	.226
2023	BOSTON	6-10	5.01	21	21	0	106.0	104	61	59	14	6	41	99	8.41	1.37	.254
	Worcester (AAA)	0-0	2.08	3	3	0	8.2	5	2	2	0	0	3	10	10.38	0.92	.156
Major League Totals		15-19	3.86	74	41	9	252.0	216	117	108	22	19	93	263	9.39	1.23	.231
Minor League Totals		15-22	4.10	75	59	1	278.2	260	149	127	19	23	124	279	9.01	1.38	.246

TRANSACTIONS: Selected by the Toronto Blue Jays in the 12th round of the 2014 June Draft (did not sign); Signed by the Boston Red Sox as a 1st-round selection (24th overall) in the 2017 June Draft (signed by Todd Gold); **INJURED LIST:** Lower back inflammation, 8/9/2022 through remainder of season; Facial fracture, 6/17-8/21/2023

Postseason Record

W-L	ERA	G	GS	SV	IP	H	R	ER	HR	HB	BB	SO	SO/9	WHIP	AVG
1-0	5.23	5	0	0	10.1	7	6	6	3	1	0	10	8.71	0.68	.189

Wild Card Record

YEAR	CLUB	W-L	ERA	G	GS	SV	IP	H	R	ER	HR	HB	BB	SO	SO/9	WHIP	AVG
2021	BOS vs. NYY	0-0	0.00	1	0	0	1.0	0	0	0	0	0	0	2	18.00	0.00	.000

Division Series Record

YEAR	CLUB	W-L	ERA	G	GS	SV	IP	H	R	ER	HR	HB	BB	SO	SO/9	WHIP	AVG
2021	BOS vs. TB	1-0	3.00	2	0	0	6.0	3	2	2	2	0	0	6	9.00	0.50	.143

League Championship Series Record

YEAR	CLUB	W-L	ERA	G	GS	SV	IP	H	R	ER	HR	HB	BB	SO	SO/9	WHIP	AVG
2021	BOS vs. HOU	0-0	10.80	2	0	0	3.1	4	4	4	1	1	0	2	5.40	1.20	.308

Career Single-Game Highs

INNINGS: 7.0, 4/20/23 vs. MIN; **STRIKEOUTS:** 10, 9/26/20 at ATL; **HITS:** 10, 9/26/23 vs. TB; **RUNS:** 7, 2x, last 9/26/23 vs. TB; **EARNED RUNS:** 7, 5/5/22 vs. LAA; **WALKS:** 4, 5x, last 9/19/23 at TEX; **HOME RUNS:** 2, 3x, last 6/10/23 at NYY; **SCORELESS INNINGS STREAK:** 16.0, 5/19-6/12/22; **EJECTIONS (0)**

Major League Firsts

APPEARANCE: 9/15/20 at MIA (5.0 IP, start); **STRIKEOUT:** 9/15/20 at MIA (Jesus Aguilar, swinging); **WIN:** 9/15/20 at MIA (5.0 IP); **SAVE:** 7/16/21 at NYY (3.0 IP)

78 JOE JACQUES

LHP



Bats: Left • **Throws:** Left • **Height:** 6-4 • **Weight:** 211

Opening Day Age: 29 • **MLB Service:** 90 days

Born: 3/11/1995 in Shrewsbury, NJ

Acquired: Selected in the Triple-A phase of the 2022 Rule 5 Draft

Contract Status: Signed through 2024

Career Highlights

- 🔥 Enters his 6th professional season, his 2nd in the Red Sox organization and 1st in Major League Spring Training camp.
- 🔥 Selected by PIT in the 33rd round of the 2018 First-Year Player Draft (No. 984 overall)...Pitched in the Pirates system from 2018-22.
- 🔥 Made his Major League debut in 2023, appearing in 23 games (1 start) for the Red Sox.
- 🔥 Has made 30+ appearances in each of the last 4 minor league seasons (2019, '21-23).
- 🔥 174 of his 179 professional appearances have been in relief.

2023 Highlights

- 🔥 Completed his 1st season with the Red Sox.
- 🔥 Made his MLB debut but pitched primarily for Triple-A Worcester, posting a 2.54 ERA (11 ER/39.0 IP) in 33 outings...Led the WooSox in ERA (min. 30.0 IP).
- 🔥 In 23 games (1 start) over 3 stints with BOS, went 2-1 with a 5.06 ERA (15 ER/26.2 IP) and 1 save.
- 🔥 15 of his 23 MLB outings were scoreless.
- 🔥 Threw more than 1.0 inning 8 times for BOS, 2.0+ innings 5 times, and a career-high 2.1 innings once.
- 🔥 Enters 2024 with an active 10-game scoreless streak in Triple-A (11.1 IP, 5 H, 4 BB, 11 SO).

2023 Timeline

- 🔥 Appeared in 3 Grapefruit League games for the Sox.
- 🔥 Began the season with Worcester...Allowed 5 runs in the first 4 games of the season, then gave up 0 runs in 9 consecutive appearances from 4/12-5/5 (9.2 IP).
- 🔥 Tossed a season-high 2.2 innings on 6/3 at Louisville (1 H, 2 BB, 2 SO).
- 🔥 Selected to the Sox' active ML roster on 6/9.
- 🔥 Made his MLB debut on 6/12 vs. COL, facing 1 batter in the 10th inning before a rain delay (see box on right).
- 🔥 Made his 1st career start on 7/18 at OAK (1.1 IP, 4 H, 3 R, BB, SO, 2 HR).
- 🔥 10 of his 14 appearances in his 1st stint with BOS were scoreless.
- 🔥 Optioned to Worcester on 7/29, then recalled to BOS for his 2nd stint on 7/31...Appeared in 2 games with BOS before he was optioned on 8/6.
- 🔥 Did not allow a run over 7 outings with Worcester from 8/11-27 (7.1 IP, 5 H, 2 BB, 6 SO).

Jacques made his MLB debut on 6/12/23 vs. COL, facing 1 batter in the 10th inning before the game was delayed by rain.

PITCHERS TO DEBUT FOR THE RED SOX IN EXTRA INNINGS, EXPANSION ERA (SINCE 1961)

Pitcher	Game
Cory Bailey	9/1/1993 vs. TEX
Phil Seibel	4/15/2004 vs. BAL
Joe Jacques	6/12/2023 vs. COL

BE LIKE 21

In 2019, Joe was recognized with the Pirates Community Commitment Program (PCCP) award, given to players from each of the Pirates' minor league affiliates who emulate Roberto Clemente's legacy of community service. PCCP award recipients are quality individuals on and off the field who have completed countless hours of community service, demonstrated leadership of community involvement among teammates, and have gone above and beyond the normal requirements while participating in the Pirates Community Commitment Program.

- 🔥 Recalled by BOS for his 3rd ML stint on 8/29...Posted a 2.70 ERA (2 ER/6.2 IP) in 6 games from 8/29-9/9.
- 🔥 Optioned to Worcester on 9/10 and spent the rest of the season with the WooSox.

Personal

- 🔥 Full name is Joseph August Jacques (pronounced "Jakes").
- 🔥 Pitched for Manhattan College (2014-18), where he received a degree in finance.
- 🔥 Graduated from Red Bank (NJ) High School.
- 🔥 Enjoys wakeboarding.

In the Community

- 🔥 Attended Red Sox Winter Weekend in January 2024, signing autographs and posing for pictures with fans.
- 🔥 In 2019, recognized with the Pirates Community Commitment Program award (see box above).
- 🔥 While at Manhattan College, volunteered with the Salvation Army in the aftermath of Hurricane Sandy.

Joe
Jacques

Joe Jacques, Continued

Joe Jacques' Career Record

YEAR	CLUB	W-L	ERA	G	GS	SV	IP	H	R	ER	HR	HB	BB	SO	SO/9	WHIP	AVG
2018	Bristol (R)	0-2	6.33	17	0	1	21.1	19	19	15	1	4	19	19	8.02	1.78	.232
	West Virginia (A-)	0-0	9.00	1	0	0	3.0	5	3	3	0	1	1	1	3.00	2.00	.417
2019	Greensboro (A)	0-1	2.96	14	0	0	24.1	15	9	8	2	1	15	20	7.40	1.23	.176
	Bradenton (A+)	4-3	2.41	20	2	1	41.0	32	13	11	1	2	16	39	8.56	1.17	.213
	Altoona (AA)	0-0	0.00	1	0	0	1.0	1	0	0	0	0	2	0	0.00	3.00	.333
2020							Did not play										
2021	Indianapolis (AAA)	3-1	4.31	37	0	1	48.0	48	25	23	5	8	20	53	9.94	1.42	.261
2022	Bradenton (A)	0-0	0.00	2	0	1	3.0	1	0	0	0	0	0	4	12.00	0.33	.111
	Altoona (AA)	1-0	0.00	2	1	0	3.0	1	0	0	0	0	2	4	12.00	1.00	.111
	Indianapolis (AAA)	4-1	3.62	29	0	2	37.1	35	15	15	4	4	12	27	6.51	1.26	.259
2023	Worcester (AAA)	1-3	2.54	33	1	1	39.0	32	15	11	4	4	13	35	8.08	1.15	.224
	BOSTON	2-1	5.06	23	1	1	26.2	32	17	15	2	6	10	20	6.75	1.58	.308
Major League Totals		2-1	5.06	23	1	1	26.2	32	17	15	2	6	10	20	6.75	1.58	.308
Minor League Totals		13-11	3.50	156	4	7	221.0	189	99	86	17	24	100	202	8.23	1.31	.233

TRANSACTIONS: Signed by the Pittsburgh Pirate as a 33rd-round selection in the 2018 First-Year Player Draft (Signed by Eddie Charles); Selected by the Boston Red Sox in the Triple-A phase of the 2022 Rule 5 Draft; **INJURED LIST:** None

Career Single-Game Highs

INNINGS: 2.1, 6/27/23 vs. MIA; **STRIKEOUTS:** 3, 7/6/23 vs. TEX; **HITS:** 5, 6/27/23 vs. MIA; **RUNS:** 3, 4x, last 7/31/23 at SEA; **WALKS:** 2, 2x, last 9/8/23 vs. BAL; **HOME RUNS:** 2, 7/18/23 at OAK; **WINNING STREAK:** N/A; **SCORELESS INNINGS STREAK:** 2.1, 9/5-9/8; **EJECTIONS (0)**

Major League Firsts

APPEARANCE: 6/12/23 vs. COL (0.0 IP, entered with 2 outs in the 10th inning); **STRIKEOUT:** 6/16/23 vs. NYY (Willie Calhoun, called); **WIN:** 6/16/23 vs. NYY (2.0 IP); **SAVE:** 7/2/23 at TOR (1.0 IP)

2024
Red Sox

74 KENLEY JANSEN

RHP



Bats: Switch • **Throws:** Right • **Height:** 6-5 • **Weight:** 265

Opening Day Age: 36 • **MLB Service:** 13 years, 73 days

Born: 9/30/1987 in Willemstad, Curaçao

Acquired: Signed as a free agent on 12/13/2022

Contract Status: Signed through 2024

The Rundown

- 🔴 Is in his 15th MLB season, his 2nd with the Sox.
- 🔴 Leads active pitchers in appearances (817)...Has pitched for LAD (2010-21), ATL (2022), and BOS (2023).
- 🔴 Has made 12 Opening Day rosters (2011-14, '16-23)...Opened the 2015 season on the IL.
- 🔴 Earned MLB's Trevor Hoffman Award as the NL's top relief pitcher in 2016 and 2017.
- 🔴 Is a 4-time All-Star (2016-18, '23).
- 🔴 Led the NL in saves in 2017 (tied, 41) and 2022 (41).
- 🔴 Is 1 of only 54 pitchers in MLB history to pitch in 800+ games...Has pitched in 50+ games in each of the last 12 full seasons, making 60+ appearances in 9 of those.
- 🔴 Ranks 7th all time in saves (420)...Since the start of 2014, his 358 saves are 80 more than any other pitcher.
- 🔴 Has recorded 30+ saves in a season 8 times (2014-19, '21-22), including 40+ in 2014 (44), 2016 (47), 2017 (41), and 2022 (41)...Is 1 of 10 pitchers ever with 40+ saves in a season as many as 4 times...Joins Mariano Rivera, Trevor Hoffman, and Craig Kimbrel as the only pitchers to record 30+ saves in as many as 8 consecutive 162-game seasons.
- 🔴 Won a World Series title in 2020 with the Dodgers...Has pitched in 10 Postseasons (2013-22)...In MLB history, his 59 appearances and 20 saves both rank 2nd all time behind Mariano Rivera (96 G, 42 SV).
- 🔴 Became the 1st Curaçao-born player to play for the Red Sox...Entering 2024, there have been 17 individuals born in Curaçao who have played in MLB (see page 104).
- 🔴 Pitched for Team Netherlands in the 2009, 2013, and 2017 World Baseball Classics...Was in the team's Designated Pitcher Pool for the 2023 tournament.
- 🔴 Nominated for the 2019 Roberto Clemente Award.
- 🔴 Converted to a pitcher during the 2009 season after beginning his career as a catcher (2005-09).

KENLEY JANSEN FOUNDATION

Kenley founded the Kenley Jansen Foundation in 2019. The organization's mission is to impact the lives of families who have seriously ill and chronically ill children, by providing them with daily support through life-improving resources and life-changing experiences. The foundation aims to provide distraction and entertainment to children and their families who bear the diagnosis of critical and chronic illnesses, recognizing how and where illness impacts the entire family. To learn more about the foundation, visit kenleyjansen.org.

MOST SAVES IN MLB HISTORY

Rk.	Pitcher	SV
1.	Mariano Rivera *	652
2.	Trevor Hoffman *	601
3.	Lee Smith *	478
4.	Francisco Rodríguez	437
5.	John Franco	424
6.	Billy Wagner	422
7.	Kenley Jansen	420
8.	Craig Kimbrel	417
9.	Dennis Eckersley *	390

*Member of the National Baseball Hall of Fame

KENLEY JANSEN IN THE LIVE BALL ERA (1920-2023)

Rk.	Pitcher	WHIP
1.	Kenley Jansen	0.956
2.	Craig Kimbrel	0.990
3.	Jacob deGrom	0.993
4.	Billy Wagner	0.998
5.	Mariano Rivera	1.000

Rk.	Pitcher	SO/9.0 IP
1.	Craig Kimbrel	14.17
2.	Kenley Jansen	12.82
3.	Billy Wagner	11.92

Rk.	Pitcher	Opp. AVG
1.	Craig Kimbrel	.166
2.	Kenley Jansen	.182
3.	Billy Wagner	.187

Rk.	Pitcher	ERA
1.	Mariano Rivera	2.21
2.	Billy Wagner	2.31
3.	Craig Kimbrel	2.40
4.	Clayton Kershaw	2.48
5.	Kenley Jansen	2.52

Rk.	Pitcher	SO/BB
1.	Jacob deGrom	5.38
2.	Chris Sale	5.26
3.	Shane Bieber	5.02
4.	Kenley Jansen	4.77

(Min. 750.0 IP)

Kenley Jansen, Continued

KENLEY'S MILESTONE SAVES

SV	Game	Stats
1	7/25/10 vs. NYM	1.0 IP, 0 R
100	8/27/14 at ARI	1.0 IP, 0 R
200	6/11/17 vs. CIN	1.0 IP, 0 R
300	9/25/19 at SD	1.0 IP, 0 R
400	5/10/23 at ATL	1.0 IP, 0 R

Dodgers Records and Notes

🔴 Is the Dodgers' all-time saves leader (350)...Also owns franchise records in strikeouts as a reliever (1,022) and in pitching appearances (701).

🔴 Is the only pitcher in Dodgers history to record at least 30 saves in 6 consecutive seasons (2014-19).

🔴 Is 1 of 2 pitchers in Dodgers history with 3 seasons of 40 or more saves (2014, '16-17), joined by Eric Gagné... Jansen's 4 seasons with 100+ SO (2013-14, '16-17) are the most by a Dodgers reliever.

🔴 Jansen and Gagné are the only Dodgers relievers to be selected to 3 consecutive All-Star Games.

🔴 Made his 551st career appearance on 4/17/19 vs. CIN, passing Don Sutton (550) for the most games pitched in Dodgers history.

Additional Career Highlights

🔴 Has converted at least 20 consecutive save opportunities 5 times in his career (see table on right).

🔴 Was the only pitcher in the majors to record at least 30 saves in each of the 6 seasons from 2014-19.

🔴 Has made 50+ appearances in 12 seasons, 60+ in 9, and 70+ in 2 (75 in 2013, 71 in 2016).

🔴 Named NL Reliever of the Month for June 2017 and July/August 2020.

🔴 During his career, has limited RHH to a .167 AVG/.518 OPS and LHH to a .200 AVG/.588 OPS.

🔴 Has struck out 5 of the 6 batters he has faced in All-Star Game appearances.

🔴 Made his ML debut on 7/24/10 vs. NYM and tossed a perfect 7th inning...Struck out each of his first 2 batters faced (Angel Pagan and David Wright).

🔴 Established a then-MLB record in 2011 (since broken) by recording 16.10 SO/9.0 IP (min. 50.0 IP).

🔴 Recorded a career-high 111 SO in 2013 (75 G).

🔴 Retired 27 consecutive batters from 7/23-8/8/13, striking out 15.

🔴 In 2016, led the majors in WHIP (0.67) and opponent AVG (.150).

🔴 In 2017, led MLB relievers in ERA (1.32) and WHIP (0.75).

🔴 Began 2017 by striking out 51 of 115 batters faced without issuing a walk...According to Elias, it marked the most strikeouts to open a season without issuing a walk in MLB history.

🔴 Struck out the side on 9 pitches in the 9th inning on 5/18/17 vs. MIA, the 79th known immaculate inning in MLB history and 1st by a Dodgers pitcher since Todd Worrell in 1995.

MOST PITCHING APPEARANCES (ACTIVE PLAYERS)

Rk.	Pitcher	G
1.	Kenley Jansen	817
2.	David Robertson	793
3.	Bryan Shaw	791
4.	Craig Kimbrel	780

MOST SEASONS WITH 25+ SAVES, MLB HISTORY

Rk.	Pitcher	Seasons
1.	Mariano Rivera	16
2.	Trevor Hoffman	14
3.	Lee Smith	13
T4.	Kenley Jansen	11
	John Franco	11

(Jansen is the only active pitcher with more than 8 seasons with 25+ saves.)

KENLEY'S LONGEST STREAKS OF SAVES CONVERTED

Kenley has converted 20+ consecutive save opportunities 5 times in his career, tied for MLB's 4th most ever behind only Mariano Rivera (8), Trevor Hoffman (7), and Craig Kimbrel (7) (source: Elias).

Dates	SV-SVO
8/27/16-7/18/17	34-for-34
7/24/21-5/17/22	26-for-26
8/25/15-5/17/16	25-for-25
4/21/18-7/4/18	21-for-21
5/20/23-8/20/23	20-for-20

KENLEY'S RANKINGS, 2010-2023

Stat	MLB
420 saves	1st
817 appearances	1st
0.96 WHIP	1st
*23.4 fWAR	1st
2.52 ERA	4th
2.51 FIP	3rd
12.82 SO/9.0 IP	3rd
35.9 SO%	3rd
.182 opponent AVG	3rd
.551 opponent OPS	3rd

(Min. 500.0 IP)

**fWAR rankings among relievers*

Postseason Career Highlights

- 🔥 Won the 2020 World Series with the Dodgers...Also appeared in the Fall Classic with the club in 2017 and '18.
- 🔥 Is 3-2 with a 2.20 ERA, 0.80 WHIP, and .148 opponent AVG in 59 career Postseason appearances (65.1 IP, 34 H, 16 ER, 18 BB, 94 SO).
- 🔥 Ranks 2nd in MLB Postseason history in appearances (59) and saves (20), trailing only Mariano Rivera in each category (96 G, 42 SV).
- 🔥 Among pitchers with 50.0+ IP in Postseason history, ranks 1st in SO/9.0 IP (12.95) and 3rd in WHIP (0.80).
- 🔥 Pitched in 10 consecutive Postseasons from 2013-22...Is 1 of 10 players in MLB history to appear in 10 consecutive Postseasons (see tables on right).
- 🔥 His 0.74 career ERA (2 ER/24.1 IP) during the League Championship Series round is the 3rd-lowest in MLB history behind Blue Moon Odom (0.40) and Dave Dravecky (0.43) (min. 20.0 IP).
- 🔥 21 of his 22 appearances in the League Championship Series have been scoreless, including each of his last 19 since allowing 2 runs in Game 5 of the 2013 NLCS vs. STL.
- 🔥 As part of the Dodgers' 2017 NL pennant run, was 1-1 with a 1.62 ERA (3 ER/16.2 IP) in 13 appearances, 10 of which were scoreless...Recorded 20 SO and only 3 BB.
- 🔥 Converted all 3 save opportunities over the 2016 NLDS and NLCS...6 of his 7 outings were scoreless, including 3.0 IP during Game 6 of the NLCS at CHC.

Minor League Highlights

- 🔥 Primarily played as a catcher from 2005-09 before switching to pitcher nearly full-time in 2010.
- 🔥 Hit .229 (192-for-840) with a .647 OPS, 15 HR, and 97 RBI in 308 games.
- 🔥 In addition to pitcher, appeared defensively in the minors at C (131 G, 126 GS), 1B (6, 6), and CF (1, 0).
- 🔥 In his 1st full season pitching (2010), went 5-1 with a 1.60 ERA (8 ER/45.0 IP) in 33 appearances between Double-A Chattanooga and High-A Inland Empire before making his ML debut later that season.
- 🔥 In 2010, named a Southern League Mid-Season All-Star with Double-A Chattanooga and received MiLB.com Organization All-Star honors.
- 🔥 Tabbed a Midwest League Mid-Season All-Star in 2008 with Single-A Great Lakes as a catcher.
- 🔥 Ranked by *Baseball America* as one of the Dodgers' top prospects in 2010 (No. 14) and 2011 (No. 8)...Rated by *Baseball America* as having the best fastball in the Dodgers system in 2010 and '11, as well as being the best reliever in the Southern League in 2010.
- 🔥 Made 5 appearances for Peoria in the Arizona Fall League following the 2009 season.
- 🔥 Played 2 seasons in Hawaii Winter Baseball: 2006 with North Shore and 2007 with West Oahu.

KENLEY'S ALL-TIME POSTSEASON RANKINGS

Stat	Rank
12.95 SO/9.0 IP	1st
20 saves	2nd
59 appearances	2nd
0.80 WHIP	3rd
5.22 SO/BB	10th

Min. 50.0 IP

MOST POSTSEASONS PITCHING IN AT LEAST 1 GAME, MLB HISTORY

Rk.	Pitcher	Seasons
1.	Mariano Rivera	16 (1995-2011)
T2.	Andy Pettitte	14 (1995-2012)
T2.	John Smoltz	14 (1991-2009)
4.	Greg Maddux	13 (1989-2008)
T5.	Roger Clemens	12 (1986-2007)
T5.	Tom Glavine	12 (1991-2006)
T5.	Clayton Kershaw	12 (2008-23)
T8.	Whitey Ford	11 (1950-64)
T8.	Mike Stanton	11 (1991-2002)
T8.	Mike Timlin	11 (1991-2008)
T8.	David Wells	11 (1989-2006)
T12.	Kenley Jansen	10 (2013-22)
T12.	John Lackey	10 (2002-17)
T12.	CC Sabathia	10 (2001-19)
T12.	Max Scherzer	10 (2011-23)
T12.	Justin Verlander	10 (2006-23)

🔥 Jansen is 1 of only 36 players in MLB history to appear in as many as 10 Postseasons.

PLAYERS TO APPEAR IN 10 CONSECUTIVE POSTSEASONS, MLB HISTORY

Rk.	Pitcher	Seasons
1.	Mariano Rivera	13 (1995-2007)
T2.	Derek Jeter	12 (1996-2007)
T2.	Bernie Williams	12 (1995-2006)
T4.	Tom Glavine	*11 (1991-2002)
T4.	Chipper Jones	11 (1995-2005)
T4.	Jorge Posada	11 (1997-2007)
T4.	Mike Stanton	*11 (1991-2002)
T8.	Kenley Jansen	10 (2013-22)
T8.	Andruw Jones	10 (1996-2005)
T8.	Greg Maddux	*10 (1993-2003)

**There was no MLB Postseason in 1994*

Kenley Jansen, Continued

PITCHERS WITH AT LEAST 1,000 STRIKEOUTS IN RELIEF

Rk.	Pitcher	SO
1.	Hoyt Wilhelm	1,363
2.	Goose Gospage	1,340
3.	Lee Smith	1,225
4.	Billy Wagner	1,196
5.	Craig Kimbrel	1,192
6.	Rollie Fingers	1,183
7.	Jesse Orosco	1,169
8.	Lindy McDaniel	1,165
9.	Kenley Jansen	1,159
10.	Aroldis Chapman	1,148

HIGHEST SAVE % IN MLB HISTORY

Rk.	Pitcher	SV%	SV/SVO
1.	Eric Gagné	91.7	187/204
2.	John Smoltz	91.1	154/169
3.	Joe Nathan	89.13	377/423
4.	Mariano Rivera	89.07	652/732
5.	Trevor Hoffman	88.8	601/649
6.	Craig Kimbrel	88.7	417/470
7.	Zack Britton	88.51	154/174
8.	Ken Giles	88.46	115/130
9.	Jonathan Papelbon	88.25	368/417
10.	Kenley Jansen	88.24	420/476

(Among 147 pitchers with at least 100 saves)

2023 Highlights

- Completed his 15th MLB season, his 1st with the Sox.
- Became the 1st Curaçao-born player to play for BOS.
- Was selected to represent the AL at the MLB All-Star Game, his 4th career All-Star selection (also 2016-18).
- Earned the Good Guy Award from the Boston Baseball Writers.
- Posted a 3.63 ERA (18 ER/44.2 IP) in 51 games, converting 87.9% of his save opportunities (29-for-33)...Ranked 6th in the AL and 13th in MLB in saves.
- Did not allow a run in 39 of his 51 appearances, including 27 of his 33 save opportunities.
- Recorded his 400th career save on 5/10 at ATL, becoming the 7th pitcher to ever reach the mark.
- Joined the 400-save club at 35 years, 222 days old, the 3rd-youngest to join the club behind Francisco Rodriguez (34 years, 138 days) and Craig Kimbrel (34 years, 363 days).
- In 28 outings on the road, posted a 2.59 ERA (7 ER/24.1 IP) while going 18-for-19 in save opportunities... Did not allow a run in 19 consecutive road games (18.2 IP) from 9/13/22-6/23/23.

2023 Timeline

- Made his 12th Opening Day roster (2011-14, '16-23).
- Earned the win in his Red Sox debut (4/1 vs. BAL), throwing a scoreless 9th inning in a 9-8, walk-off victory.
- Earned his 1st save with the Sox on 4/6 at DET, retiring all 3 batters faced in a 6-3 win.
- Did not allow a run in his first 8 appearances of the season through 4/25, striking out 11 batters over 7.2 IP (4 H, 2 BB) while going 6-for-6 in save opportunities.
- Recorded his 400th career save on 5/10 at ATL, closing out a 5-2 Red Sox win (1.0 IP, H, SO).
- Blew back-to-back saves on 5/12-13 vs. STL, then converted 20 consecutive save opportunities from 5/20-8/20...Became the 6th Red Sox pitcher (9th occurrence) to convert as many as 20 consecutive save opportunities.
- Entered the 2023 MLB All-Star Game with 1 runner on and 2 out in the 8th inning and struck out the only batter he faced (Lourdes Gurriel Jr.).
- Recorded his 600th game finished on 7/14 at CHC, becoming 1 of 19 pitchers to reach the mark...The only other active pitcher to do so is Craig Kimbrel (612).

MOST CONSECUTIVE CONVERTED SAVE OPPORTUNITIES, RED SOX HISTORY

Rk.	Pitcher	SV
1.	Tom Gordon (1998-99)	54
2.	Koji Uehara (2013-14)	31
T3.	Craig Kimbrel (2016-17)	25
T3.	Derek Lowe (2000-01)	25
T3.	Jonathan Papelbon (2011)	25
6.	Craig Kimbrel (2018)	23
7.	Jonathan Papelbon (2009-10)	22
T8.	Kenley Jansen (2023)	20
T8.	Jonathan Papelbon (2005-06)	20

CURAÇAO-BORN PLAYERS IN MLB HISTORY

Player	Years	Teams
Hensley Meulens	1989-98	ARI, MON, NYY
Andruw Jones	1996-2012	5 teams
Ralph Milliard	1996-98	FLA, NYM
Randall Simon	1997-2006	6 teams
Ivanon Coffie	2000	BAL
Yurendell de Caster	2006	PIT
Wladimir Balentien	2007-09	CIN, SEA
Jair Jurrjens	2007-14	4 teams
Shairon Martis	2008-13	MIN, WSH
Roger Bernadina	2008-14	4 teams
Kenley Jansen	2010-23	ATL, LAD, BOS
Andrelton Simmons	2012-22	4 teams
Jurickson Profar	2012-23	4 teams
Jonathan Schoop	2013-23	4 teams
Ozzie Albies	2017-23	ATL
Sherten Apostel	2020	TEX
Ceddanne Rafaela	2023	BOS

Source: Baseball-Reference

- Made his 800th career appearance on 7/19 at OAK, becoming the 54th pitcher to ever reach the mark and the only active player.
- Was placed on the COVID-19 Related Injured List from 9/13-23 and did not pitch for the remainder of the season.

Personal

- 👉 Full name is Kenley Geronimo Jansen.
- 👉 Married to Gianni...Has 2 daughters (Natalia and Key/Gia) and 2 sons (Kaden and Kyrian).
- 👉 Plays piano and the bass guitar...Started a band called Icons Curaçao, which plays ritmo kombina music.
- 👉 Born in Willemstad, Curaçao and grew up rooting for the Atlanta Braves...The club later signed his brother, Ardley, and fellow countryman Andruw Jones.
- 👉 Wears No. 74 because that is his house number in Curaçao.
- 👉 Kenley's older brother, Ardley, played 7 seasons in the Braves system (2000-06) as an outfielder, reaching as high as Double-A in 2004...Ardley also played 2 seasons for San Marino in the Italian Baseball League (2009-10).
- 👉 As a child, played with Andrelton Simmons.

In the Community

- 👉 Founded the Kenley Jansen Foundation in 2019 (see box on page 101)...Serves as the Founder/President while his wife, Gianni, serves as Vice President.
- 👉 A team in Curaçao renamed itself Wildcats KJ74 as a tip of the cap to Jansen.
- 👉 In 2011, was diagnosed with atrial fibrillation ("AFib"), an irregular heartbeat that puts people at much higher risk of stroke...The diagnosis has inspired Jansen to promote AFib awareness, sharing with the American Heart Association, "Listen to your body and don't brush off health issues that could be career ending, or worse, life ending."
- 👉 In 2017, met with Los Angeles's Neighborhood All-Star, a group of community members voted by their neighbors to receive recognition for the big and small ways they come together to spread kindness and build stronger communities.

Kenley Jansen's Career Pitching Record

YEAR	CLUB	W-L	ERA	G	GS	SV	IP	H	R	ER	HR	HB	BB	SO	SO/9	WHIP	AVG
2009	Inland Empire (A+)	0-0	4.63	12	0	0	11.2	14	6	6	1	0	11	19	14.66	2.14	.298
2010	Inland Empire (A+)	1-1	1.50	11	0	0	18.0	15	3	3	0	0	6	28	14.00	1.17	.231
	Chattanooga (AA)	4-0	1.67	22	0	8	27.0	14	6	5	0	0	17	50	16.67	1.15	.151
	LOS ANGELES-NL	1-0	0.67	25	0	4	27.0	12	2	2	0	1	15	41	13.67	1.00	.130
2011	LOS ANGELES-NL	2-1	2.85	51	0	5	53.2	30	17	17	3	2	26	96	16.10	1.04	.159
	Chattanooga (AA)	0-1	4.50	5	0	0	6.0	2	3	3	1	0	3	9	13.50	0.83	.111
	Rancho Cucamonga (A+)	0-0	0.00	2	2	0	2.0	0	0	0	0	0	0	4	18.00	0.00	.000
2012	LOS ANGELES-NL	5-3	2.35	65	0	25	65.0	33	18	17	6	3	22	99	13.71	0.85	.146
2013	LOS ANGELES-NL	4-3	1.88	75	0	28	76.2	48	16	16	6	3	18	111	13.03	0.86	.177
2014	LOS ANGELES-NL	2-3	2.76	68	0	44	65.1	55	20	20	5	0	19	101	13.91	1.13	.224
2015	Rancho Cucamonga (A+)	0-1	5.06	6	5	0	5.1	6	3	3	1	0	1	8	13.50	1.31	.300
	LOS ANGELES-NL	2-1	2.41	54	0	36	52.1	33	14	14	6	2	8	80	13.76	0.78	.176
2016	LOS ANGELES-NL	3-2	1.83	71	0	47	68.2	35	14	14	4	2	11	104	13.63	0.67	.150
2017	LOS ANGELES-NL	5-0	1.32	65	0	41	68.1	44	11	10	5	2	7	109	14.36	0.75	.177
2018	LOS ANGELES-NL	1-5	3.01	69	0	38	71.2	54	28	24	13	2	17	82	10.30	0.99	.201
2019	LOS ANGELES-NL	5-3	3.71	62	0	33	63.0	51	28	26	9	4	16	80	11.43	1.06	.213
2020	LOS ANGELES-NL	3-1	3.33	27	0	11	24.1	19	11	9	2	3	9	33	12.21	1.15	.211
2021	LOS ANGELES-NL	4-4	2.22	69	0	38	69.0	36	21	17	4	2	36	86	11.22	1.04	.153
2022	ATLANTA	5-2	3.38	65	0	41	64.0	45	25	24	8	2	22	85	11.95	1.05	.192
2023	BOSTON	3-6	3.63	51	0	29	44.2	40	21	18	5	2	17	52	10.48	1.28	.237
Major League Totals		45-34	2.52	817	0	420	813.2	535	246	228	76	30	243	1159	12.82	0.96	.182
Minor League Totals		5-3	2.57	58	7	8	70.0	51	21	20	3	0	38	118	15.17	1.27	.205
Red Sox Totals		3-6	3.63	51	0	29	44.2	40	21	18	5	2	17	52	10.48	1.28	.237

Kenley Jansen's Minor League Career Batting Record

YEAR	CLUB	AVG	G	AB	R	H	2B	3B	HR	RBI	SH	HBP	BB	SO	SB	CS	OBP	SLG	OPS
2005	GCL Dodgers (R)	.304	34	102	16	31	9	1	1	18	1	0	6	19	1	0	.339	.441	.780
	Ogden (R)	.182	3	11	2	2	1	0	0	1	0	0	1	5	0	0	.250	.273	.523
2006	GCL Dodgers (R)	.248	35	117	14	29	2	1	1	10	0	2	19	32	1	0	.362	.308	.670
2007	Great Lakes (A)	.102	20	59	5	6	1	0	1	6	0	2	7	18	0	1	.214	.169	.383
	Ogden (R)	.240	53	183	26	44	5	1	2	22	1	2	28	50	0	0	.346	.311	.657
2008	Great Lakes (A)	.227	79	247	31	56	15	0	9	27	5	2	23	72	3	0	.298	.397	.695
2009	Inland Empire (A+)	.202	38	89	7	18	6	0	1	11	1	1	7	21	0	1	.268	.303	.571
	Albuquerque (AAA)	.185	8	27	1	5	0	0	0	2	0	0	1	7	0	0	.214	.185	.399
2010	Chattanooga (AA)	.200	22	5	1	1	1	0	0	0	0	0	2	1	0	.200	.400	.600	
2011	Chattanooga (AA)	-	5	0	0	0	0	0	0	0	0	0	0	0	0	0	-	-	-
Minor League Totals		.229	308	840	103	192	40	3	15	97	8	9	92	226	6	2	.310	.337	.647

TRANSACTIONS: Signed by the Los Angeles Dodgers as a non-drafted free agent (signed by Camilo Pascual and Rolando Chirino), 11/17/2004; Signed by the Atlanta Braves as a free agent, 3/18/2022; Signed by the Boston Red Sox as a free agent, 12/13/2022;
INJURED LIST: Right shoulder inflammation, 5/29-6/18/2011; Irregular heartbeat, 7/27-8/25/2011; Fifth metatarsal surgery, 3/27-5/15/2015; Irregular heartbeat, 8/9-20/2018; Irregular heartbeat, 6/27-7/12/2022; COVID-19 Related Injured List, 9/13-23/2023

Postseason Record

W-L	ERA	G	GS	SV	IP	H	R	ER	HR	HB	BB	SO	SO/9	WHIP	AVG
3-2	2.20	59	0	20	65.1	34	18	16	7	3	18	94	12.95	0.80	.148

Kenley Jansen, Continued

IN A JAM

While with the Dodgers, Kenley used some of his off time taking music lessons at Torrance Arts Academy. He told Spectrum Sportsnet in Los Angeles that he recalled being in his uncle's yard as a child for hours of jam sessions and that his cousin urged him to pick up music, but baseball was what he pursued.

🔴 Instructors at Torrance Arts Academy noted that Jansen was improving at a quick pace. "He's probably the hardest working student I've ever had," said Jane Lee, an instructor at the academy.

🔴 "Whenever you jam, you can't have other thoughts in your mind. You just gotta have a quiet mind," said Jansen, indicating that his focus on the mound may have benefitted from his jam sessions away from the field.

Wild Card Record

YEAR	CLUB	W-L	ERA	G	GS	SV	IP	H	R	ER	HR	HB	BB	SO	SO/9	WHIP	AVG
2020	LAD vs. MIL	0-0	0.00	1	0	1	1.0	0	0	0	0	0	1	1	9.00	1.00	.000
2021	LAD vs. STL	1-0	0.00	1	0	0	1.0	1	0	0	0	0	0	3	27.00	1.00	.250
Wild Card Totals		1-0	0.00	2	0	1	2.0	1	0	0	0	0	1	4	18.00	1.00	.143

Division Series Record

YEAR	CLUB	W-L	ERA	G	GS	SV	IP	H	R	ER	HR	HB	BB	SO	SO/9	WHIP	AVG
2013	LAD vs. ATL	0-0	0.00	3	0	1	2.1	1	1	0	0	0	1	7	27.00	0.86	.125
2014	LAD vs. STL	0-0	0.00	1	0	1	1.0	0	0	0	0	0	0	2	18.00	0.00	.000
2015	LAD vs. NYM	0-0	0.00	3	0	2	3.1	1	0	0	0	0	3	4	10.80	1.20	.091
2016	LAD vs. WSH	0-0	6.75	4	0	2	5.1	4	4	4	1	1	5	9	15.19	1.68	.200
2017	LAD vs. ARI	0-0	0.00	3	0	2	3.2	2	1	0	0	0	1	4	9.12	0.82	.154
2018	LAD vs. ATL	0-0	0.00	2	0	1	2.0	1	0	0	0	0	0	3	13.50	0.50	.143
2019	LAD vs. WSH	0-0	0.00	2	0	0	1.2	0	0	0	0	0	0	2	10.80	0.00	.000
2020	LAD vs. SD	0-0	13.50	2	0	0	1.1	3	2	2	0	0	0	2	13.50	2.25	.429
2021	LAD vs. SF	1-0	0.00	2	0	0	2.0	0	0	0	0	0	0	5	22.50	0.00	.000
2022	ATL vs. PHI	0-0	4.50	2	0	1	2.0	1	1	1	1	0	0	2	9.00	0.50	.143
Division Series Totals		1-0	2.55	24	0	10	24.2	13	8	7	2	1	10	40	14.59	0.93	.149

League Championship Series Record

YEAR	CLUB	W-L	ERA	G	GS	SV	IP	H	R	ER	HR	HB	BB	SO	SO/9	WHIP	AVG
2013	LAD vs. STL	0-0	9.00	3	0	1	2.0	5	2	2	0	0	0	3	13.50	2.50	.455
2016	LAD vs. CHC	0-0	0.00	3	0	1	6.1	1	0	0	0	0	0	10	14.21	0.16	.050
2017	LAD vs. CHC	1-0	0.00	4	0	1	4.1	0	0	0	0	1	0	8	16.62	0.00	.000
2018	LAD vs. MIL	0-0	0.00	4	0	2	4.2	1	0	0	0	0	2	7	13.50	0.64	.067
2020	LAD vs. ATL	0-0	0.00	3	0	1	3.0	0	0	0	0	0	0	3	9.00	0.00	.000
2021	LAD vs. ATL	0-0	0.00	5	0	1	4.0	2	0	0	0	0	1	6	13.50	0.75	.143
LCS Totals		1-0	0.74	22	0	7	24.1	9	2	2	0	1	3	37	13.68	0.49	.110

World Series Record

YEAR	CLUB	W-L	ERA	G	GS	SV	IP	H	R	ER	HR	HB	BB	SO	SO/9	WHIP	AVG
2017	LAD vs. HOU	0-1	3.12	6	0	2	8.2	6	3	3	2	1	2	8	8.31	0.92	.188
2018	LAD vs. BOS	0-0	4.50	3	0	0	4.0	2	2	2	2	0	1	3	6.75	0.75	.154
2020	LAD vs. TB	0-1	10.80	2	0	0	1.2	3	3	2	1	0	1	2	10.80	2.40	.375
World Series Totals		0-2	4.40	11	0	2	14.1	11	8	7	5	1	4	13	8.16	1.05	.208

World Baseball Classic Record

YEAR	CLUB	AVG	G	AB	R	H	2B	3B	HR	RBI	SH	HBP	BB	SO	SB	CS	OBP	SLG	OPS
2009	Netherlands	.077	5	13	0	1	0	0	0	0	0	0	1	6	0	0	.143	.077	.220
2017	Netherlands	0.0	0.00	1	0	0	1.0	0	0	0	0	0	0	2	18.00	0.00	.000	.000	

All-Star Game Record

YEAR	CLUB	W-L	ERA	G	GS	SV	IP	H	R	ER	HR	HB	BB	SO	SO/9	WHIP	AVG	
2016	NL at SD	0-0	0.00	1	0	0	0.1	0	0	0	0	0	0	1	27.00	0.00	.000	
2017	NL at MIA	0-0	0.00	1	0	0	1.0	1	0	0	0	0	0	3	27.00	1.00	.250	
2018	NL at WSH	Selected—Did Not Pitch																
2023	AL at SEA	0-0	0.00	1	0	0	0.1	0	0	0	0	0	0	1	27.00	0.00	.000	
All-Star Game Totals		0-0	0.00	3-0	0-0	0	1.2	1	0	0	0	0	0	5	27.00	0.60	.167	

Career Single-Game Highs

INNINGS: 2.0, 14x, last 8/13/21 at NYM; **STRIKEOUTS:** 4, 11x, last 6/2/17 at MIL; **HITS:** 6, 9/12/20 vs. HOU; **RUNS:** 5, 2x, last 9/12/20 vs. HOU; **WALKS:** 3, 2x, last 5/13/23 vs. STL; **HOME RUNS:** 2, 4x, last 9/11/22 at SEA; **SCORELESS INNINGS STREAK:** 19.0, 6/18-8/30/11; **EJECTIONS (0)**

Major League Firsts

APPEARANCE: 7/24/10 vs. NYM (1.0 IP, entered to start 7th inning); **STRIKEOUT:** 7/24/10 vs. NYM (Angel Pagan, swinging); **WIN:** 9/11/10 at HOU (1.0 IP); **SAVE:** 7/25/10 vs. NYM (1.0 IP)

2024
Red Sox

76 ZACK KELLY

RHP



Bats: Right • **Throws:** Right • **Height:** 6-3 • **Weight:** 238

Opening Day Age: 29 • **MLB Service:** 1 year, 38 days

Born: 3/3/1995 in Roanoke, VA

Acquired: Signed as a minor league free agent on 12/21/2020

Contract Status: Signed through 2024

Career Highlights

- Is in his 8th professional season, his 4th in the Red Sox organization and 3rd in ML Spring Training.
- Entered 2023 ranked by *Baseball America* as the Red Sox' No. 28 prospect, as well as having the best change-up in the Sox' minor league system.
- Made his MLB debut in 2022 (13 G)...Made his 1st Opening Day roster in 2023 but missed 143 games due to right elbow inflammation.
- Has also pitched in the A's (2017) and Angels (2018-19) organizations...Originally signed by the A's as a non-drafted free agent in June 2017.
- In 59 career Triple-A outings (all in relief), is 7-4 with a 3.20 ERA (25 ER/70.1 IP), .196 opponent AVG, 1.15 WHIP, and 13.31 SO/9.0 IP (104 SO).
- Earned the Red Sox' 2022 Lou Gorman Award (see box on right).
- Recognized by the Red Sox as the organization's Minor League Relief Pitcher of the Month for August 2022.
- Closed the 2021 season with 5 consecutive perfect outings for Triple-A Worcester (5.0 IP, 0-for-15, 10 SO).

2023 Highlights

- Made his 1st career Opening Day roster but missed 143 games due to right elbow inflammation.
- Posted a 3.86 ERA (4 ER/9.1 IP) in 8 games with BOS and made 7 rehab appearances in the minors.
- 5 of his 8 outings with BOS were scoreless...Tossed 2.0+ innings in 2 of his 8 appearances.
- Attended his 2nd ML Spring Training...Posted a 2.70 ERA (3 ER/10.0 IP) in 8 games.
- Pitched on Opening Day (3/30 vs. BAL), relieving Corey Kluber in the 4th inning (0.2 IP, 2 BB, 2 SO).
- Posted a 3.68 ERA (3 ER/7.1 IP) in 6 games before being placed on the IL on 4/13 with right elbow inflammation...Removed from his start on 4/12 at TB with an injury.
- Transferred to the 60-day IL on 4/16.
- On 5/2, underwent an ulnar nerve transposition revision in his right elbow...The procedure was performed by Dr. Jeffrey Dugas at Andrews Sports Medicine in Birmingham, AL.
- Started his rehab assignment on 9/1 with High-A Greenville...Made 7 rehab appearances with Low-A Salem (2), Greenville (1), Double-A Portland (1), and Triple-A Worcester (3).
- Reinstated from the 60-day IL on 9/24 and remained with BOS for the rest of the season.
- Tossed a perfect inning on 9/26 vs. TB, his 1st ML appearance since 4/12.

BACK ON THE HORSE

After missing 143 games due to injury, Zack returned to pitching in the majors on 9/26/23.

"It was important to me to get back no matter how many or how little games we have left, but to get back and be able to close the book on this chapter, because I really didn't want a five-month thing to turn into a 10-month thing and be out until next spring training," Kelly told media after his outing on 9/26/23 vs. TB. "So it's very important that I got back and I'm happy we accomplished that today."

ZACK'S ROAD TO THE MAJORS

Zack earned the Sox' **2022 Lou Gorman Award**, given annually to a minor league player who has demonstrated dedication and perseverance in overcoming obstacles while working his way to the Major League team.

- Attended Concord University (WV) from 2014-15 and Newberry College (SC) from 2016-17, both Division II schools...Became the 5th person who has attended Newberry College to appear in the majors, the 1st since OF Neil Chrissy from 1957-61.
- Signed by OAK in 2017 as a non-drafted free agent with a \$500 signing bonus.
- Suffered a UCL injury in his right elbow before being released by LAA on 5/29/20...Avoided Tommy John surgery and signed with BOS as a minor league free agent on 12/21/20.
- Mainly pitched for Double-A Portland and Triple-A Worcester during the 2021-22 seasons before making his MLB debut on 8/29/22 at MIN.

WHAT A WEEK

In a span of 5 days, Zack made his MLB debut and became a father. On 8/29/22, he was selected to the Major League roster and then made his debut that night at MIN, striking out each of his first 2 batters faced in a scoreless 6th inning. On 9/2/22, he and his wife, Brittany, welcomed their first child, Kayden. In addition, Zack was named Red Sox Minor League Relief Pitcher of the Month for August 2022.

Zack Kelly, Continued

Personal

- 👉 Full name is Zachery Reed Kelly.
- 👉 He and his wife, Brittany, have a son, Kayden (born 9/3/22).
- 👉 Graduated from Lord Botetourt High School (VA).
- 👉 Attended Concord University (WV) from 2014-15 and Newberry College (SC) from 2016-17, Division II schools.
- 👉 Entering the 2024 season, only 4 other people who have attended Newberry College have appeared in the majors: Neil Chrisley (1957-61), Cal Cooper (1948), Billy Rhiel (1929-30, '32-33), and Al Shealy (1928, '30).

In the Community

- 👉 As part of the Red Sox Rookie Development Program in 2023, visited patients at Boston Children's Hospital and hosted a Play Ball clinic with the Red Sox Foundation.
- 👉 Attended Red Sox Winter Weekend in January 2024, signing autographs and posing for pictures with fans.

Zack Kelly's Career Record

YEAR	CLUB	W-L	ERA	G	GS	SV	IP	H	R	ER	HR	HB	BB	SO	SO/9	WHIP	AVG	
2017	AZL Athletics (R)	1-0	3.77	13	0	1	28.2	28	16	12	1	1	6	23	7.22	1.19	.252	
2018	Burlington (A)	3-3	2.86	12	0	0	28.1	26	10	9	3	3	12	25	7.94	1.34	.260	
	Orem (R)	1-0	1.13	2	0	0	8.0	5	2	1	0	0	2	9	10.13	0.88	.192	
	Inland Empire (A+)	1-0	5.40	4	0	1	6.2	9	4	4	0	0	2	7	9.45	1.65	.310	
2019	Mobile (AA)	3-6	3.82	20	13	0	75.1	77	42	32	5	2	29	83	9.92	1.41	.262	
	Inland Empire (A+)	0-1	0.00	1	0	0	4.0	4	1	0	0	1	0	2	4.50	1.00	.267	
2020	Did Not Play																	
	Portland (AA)	3-1	1.69	21	0	5	26.2	18	6	5	1	6	13	40	13.50	1.16	.196	
2021	Worcester (AAA)	1-0	2.89	15	0	1	18.2	13	6	6	1	1	5	29	13.98	0.96	.191	
	Worcester (AAA)	6-3	2.72	44	0	3	49.2	34	23	15	2	3	25	72	13.20	1.19	.191	
	BOSTON	1-0	3.95	13	0	0	13.2	14	6	6	2	0	4	11	7.50	1.31	.259	
2023	BOSTON	0-0	3.86	8	0	0	9.1	7	4	4	0	2	8	6	5.79	1.61	.219	
	Salem (A)	0-2	27.00	2	1	0	1.0	3	3	3	0	0	4	1	9.00	7.00	.600	
	Greenville (A+)	0-0	0.00	1	1	0	1.0	0	0	0	0	0	1	2	18.00	1.00	.000	
	Portland (AA)	0-0	4.50	1	1	0	2.0	1	1	1	1	0	0	1	4.50	0.50	.167	
	Worcester (AAA)	0-1	18.00	3	0	0	2.0	3	4	4	2	0	1	3	13.50	2.00	.333	
Major League Totals		1-0	3.91	21	0	0	23.0	21	10	10	2	2	12	17	6.65	1.43	.244	
Minor League Totals		19-17	3.29	139	16	11	252.0	221	118	92	16	17	100	297	10.61	1.27	.236	

TRANSACTIONS: Signed by the Oakland Athletics as a non-drafted free agent (signed by Neil Avent), 6/16/2017; Signed by the Los Angeles Angels as a minor league free agent, 4/27/2018; Signed by the Boston Red Sox as a minor league free agent, 12/21/2020; **INJURED LIST:** Right elbow inflammation, 4/13-9/23/2023

Career Single-Game Highs

INNINGS: 2.0, 9/5/22 at TB; **STRIKEOUTS:** 2, 8/29/22 at MIN; **HITS:** 5, 10/1/22 at TOR; **RUNS:** 3, 10/1/22 at TOR; **WALKS:** 2, 3x, last 9/28/23 at BAL; **HOME RUNS:** 2, 10/1/22 at TOR; **SCORELESS INNINGS STREAK:** 5.0, 9/20-29/22; **EJECTIONS (0)**

Major League Firsts

APPEARANCE: 8/29/22 at MIN (1.0 IP, entered to start 6th inning); **STRIKEOUT:** 8/29/22 at MIN (Gilberto Celestino, looking); **WIN:** 9/29/22 vs. BAL (1.0 IP); **SAVE:** N/A

55 CHRIS MARTIN

RHP



Bats: Right • **Throws:** Right • **Height:** 6-8 • **Weight:** 230

Opening Day Age: 37 • **MLB Service:** 6 years, 133 days

Born: 6/2/1986 in Arlington, TX

Acquired: Signed as a free agent on 12/8/2022

Contract Status: Signed through 2024

The Rundown

- Is in his 15th professional season, his 9th in the majors.
- This is his 2nd stint in the Red Sox organization... Pitched in their minor league system from 2011-13.
- Owens a 3.36 ERA (113 ER/302.1 IP) in 324 outings, all in relief, with COL (2014), NYY (2015), TEX (2018-19), ATL (2019-21), CHC (2022), LAD (2022), and BOS (2023).
- Has made 7 Opening Day rosters (2015, '18-23).
- In his last 5 seasons (2019-23), posted a 2.69 ERA with 238 SO and only 27 BB (see MLB rankings on right).
- Won the 2021 World Series with ATL...Owens a 1.88 ERA (3 ER/14.1 IP) and 0.98 WHIP in 15 career Postseason outings for ATL (2019-21) and LAD (2022).
- Also won the 2016 Japan Series...Posted a 1.12 ERA (11 ER/88.1 IP) over 2 seasons for the Nippon Ham Fighters of Japan's Nippon Professional Baseball (2016-17).

Additional Career Highlights

- Is 1 of 2 pitchers in the Modern Era (since 1900) to record multiple seasons with at least 50.0 IP and 5 BB or fewer (2019, '22), joined only by Hall of Famer Dennis Eckersley (1989-90).
- In 2022, led the majors (min. 50.0 IP) in BB/9.0 IP (0.80) and SO/BB ratio (14.80).
- Posted a 2.08 ERA (1 ER/4.1 IP) in 5 appearances during ATL's championship run in 2021, including 2 scoreless appearances during the World Series vs. HOU (Games 4 and 5 at Truist Park).
- Led the NL in WHIP (0.61) in 2020 with ATL.
- Tossed the 6th immaculate inning in ATL history on 9/11/19 at PHI...Struck out César Hernández, Jay Bruce, and Logan Morrison on 9 pitches.
- Made the Pacific League All-Star team in 2016 as a closer...His 1.12 ERA and .154 opponent AVG with Nippon Ham from 2016-17 were the lowest among NBP relievers during that span (min. 90 appearances).
- Pitched for Grand Prairie of the independent American Association in 2010...Was teammates with James Paxton.

BETTER WITH AGE

In 2023, at the age of 37, Martin received his 1st career Cy Young Award vote (a single 5th-place vote). His 1.05 ERA was the lowest ever by a pitcher in an age-37 season or older (min. 50.0 IP):

Rk.	Pitcher	ERA
1.	Chris Martin (BOS, 2023)	1.05
2.	Koji Uehara (BOS, 2013)	1.09
3.	Satchel Paige (KCM, 1944)	1.10

MARTIN'S MLB RANKINGS, LAST 5 SEASONS (2019-2023)

Stat	Rank
1.08 BB/9.0 IP	1st
3.0 BB%	1st
8.81 SO/BB	1st
2.69 ERA	8th

(Min. 200.0 IP)

MARTIN'S 75 OUTINGS FROM AUGUST 15, 2022 THROUGH END OF 2023

Stat	MLB Rank
1.03 ERA (8 ER/69.2 IP)	1st
0.26 HR/9.0 IP (2 HR)	5th
8.33 SO/BB (75 SO/9 BB)	2nd
1.16 BB/9.0 IP	2nd
0.89 WHIP	6th

(Min. 50.0 IP)

- Martin enters the 2024 season with active scoreless streaks of 20 games and 19.0 IP, both the longest of his career.

ROAD TO THE MAJORS

After pitching for two seasons at McLennan Community College in Waco, TX, Martin tore his labrum in 2006. He underwent surgery to repair the tear in 2007, then didn't pitch from 2007-09. He worked several jobs in that span, including loading trucks for UPS at the DFW Airport and making deliveries for Lowe's Home Improvement and Texas Appliance.

After pitching for Grand Prairie in the independent American Association in 2010, Martin signed with Boston as a non-drafted free agent following a tryout in Fort Myers in March 2011. He pitched for the Red Sox organization from 2011-13 before being traded to Colorado in December 2013. Martin made his MLB debut with the Rockies in 2014.

Chris Martin, Continued

Minor League Highlights

- 🔥 Made his MiLB debut in 2011 in the Sox system, going 6-2 with a 2.55 ERA (21 ER/74.0 IP) in 23 appearances (1 start) between Double-A Portland, High-A Salem, and Single-A Greenville.
- 🔥 Pitched for Surprise in the Arizona Fall League in 2012.
- 🔥 Tabled a 2013 Red Sox MiLB.com Organization All-Star.
- 🔥 Began the 2013 season with 21.0 consecutive scoreless innings in 12 appearances for Portland.
- 🔥 Named Eastern League Pitcher of the Week with Portland for the week ending on 4/15/13.
- 🔥 Following the 2013 season, pitched for Escogido in the Dominican Winter League (8.0 IP, 0 BB, 8 SO).

2023 Highlights

- 🔥 Pitched in 55 games, going 4-1 with 23 holds, a 1.05 ERA (6 ER/51.1 IP), 1.03 WHIP, .237 opponent AVG, and 5.75 SO/BB (46 SO, 8 BB).
- 🔥 Finished 12th in Cy Young Award voting after earning a 5th-place vote.
- 🔥 Earned the Red Sox' Fireman Award (top relief pitcher) from the Boston Baseball Writers.
- 🔥 Led MLB in ERA (min. 30.0 IP)...His 1.05 mark was his lowest of any full season (1.00 in 19 games in 2020).
- 🔥 Posted the 20th season in the Live Ball Era with at least 50.0 IP and a 1.05 ERA or lower...Of those, only Dennis Eckersley in 1990 also had a walk rate as low as Martin's 4.0%.
- 🔥 Finished the season with an active 20-game scoreless streak (19.0 IP), which began on 7/30 at SF...Is the longest of his career by both games and innings.
- 🔥 Allowed just 1 run over his last 37 outings (33.2 IP), from 6/7 through the end of the season...Posted a 0.27 ERA with 32 SO and 6 BB (3 IBB) during that stretch.
- 🔥 Led the Red Sox with a career-high 23 holds, tied for 8th most in the AL...Went 3-for-4 in save opportunities.
- 🔥 Posted a walk rate of just 4.0% (8 BB/199 batters faced), 9th lowest in the AL (min. 100 BF)...Had an unintentional walk rate of 2.5% (3 IBB).
- 🔥 Stranded 14 of his 15 inherited runners...Allowed his only inherited runner of the season to score on 6/29 vs. MIA, then stranded each of his final 14...Among 181 pitchers with at least 15 inherited runners, his stranded rate of 93.3% was tied for the 3rd-highest mark in MLB.
- 🔥 In 28 games at Fenway Park, posted a 0.35 ERA (1 ER/25.2 IP), the 2nd-lowest home ERA in MLB (min. 25.0 IP; Josh Hader-0.31)...Was the 3rd-lowest single-season relief ERA at Fenway Park (min. 20.0 IP) since earned runs became an official stat in the AL in 1913, and the lowest by a Red Sox reliever.
- 🔥 Allowed just 1 XBH in 113 PA vs. right-handed hitters (Kevin Newman double on 6/1)...Held RHH to a .248 SLG, the 5th-lowest mark in the AL.

MARTIN'S 2023 RANKINGS (MIN. 50.0 IP)

Stat	AL	MLB
1.05 ERA	1st	1st
2.44 FIP	4th	5th
1.40 BB/9.0 IP	5th	6th
5.75 SO/BB	8th	11th
0.35 HR/9.0 IP	11th	13th
93.6 LOB%	1st	1st

MOST CONSECUTIVE SCORELESS OUTINGS, RED SOX HISTORY

Rk.	Pitcher (Year)	G
1.	Koji Uehara (2013)	27
2.	Josh Taylor (2021)	26
3.	Daniel Bard (2011)	25
4.	Joe Kelly (2017)	23
5.	Jonathan Papelbon (2011)	21
T6.	Chris Martin (2023, active)	20
T6.	Hansel Robles (2021-22)	20
T6.	Koji Uehara (2014)	20
T6.	Ugueth Urbina (2002)	20

LOWEST SINGLE-SEASON ERA IN THE LIVE BALL ERA (MIN. 50.0 IP)

Pitcher	Year	Club	ERA
Zack Britton	2016	BAL	0.54
Fernando Rodney	2012	TB	0.60
Dennis Eckersley	1990	OAK	0.61
Rob Murphy	1986	CIN	0.72
Blake Treinen	2018	OAK	0.78
Roy Parnell	1932	MRM	0.83
Bill Henry	1964	CIN	0.87
Dennys Reyes	2006	MIN	0.89
Jonathan Papelbon	2006	BOS	0.92
Wade Davis	2015	KC	0.94
Chris Hammond	2002	ATL	0.947
Aaron Loup	2021	NYM	0.953
Webster McDonald	1929	CAG, HG	0.96
Eric O'Flaherty	2011	ATL	0.98
Wade Davis	2014	KC	1.00
Craig Kimbrel	2012	ATL	1.01
Dale Murray	1974	MON	1.03
Rollie Fingers	1981	MIL	1.038
Bob Veale	1963	PIT	1.043
Chris Martin	2023	BOS	1.05

- 🔥 Missed 20 games on the Injured List with right shoulder inflammation (4/13-30) and a viral infection (9/28 through end of season).

FULL CIRCLE

In March 2023, Martin told NBC Sports Boston that his dad paid for his flight to attend his 2011 tryout with the Red Sox. "He's a big part of the reason why I was here in 2011. And now I'm back here in 2023, the year after he passes away, so I don't think it's a coincidence. This is where he wants me to be ... Hopefully we're here because he thinks we can win a championship. And hopefully he'll be there for the ride."

2023 Timeline

- 🔴 Made his 7th career Opening Day roster (2015, '18-23).
- 🔴 Made his Red Sox debut on Opening Day (3/30 vs. BAL), tossing a scoreless 9th inning (1.0 IP, 2 H, BB).
- 🔴 Was charged with a pitch timer violation resulting in an automatic ball before his 1st pitch of the season, then went on to walk his 1st batter faced...Issued just 1 unintentional walk to his next 110 batters faced leading into the All-Star break.
- 🔴 Did not allow a run through his first 5 outings from 3/30-4/9 (5.0 IP, 6 H, BB, SO).
- 🔴 Earned a hold in 3 consecutive outings from 4/2-9.
- 🔴 Placed on the Injured List with right shoulder inflammation on 4/16 (retro to 4/13).
- 🔴 Made 1 rehab appearance with Triple-A Worcester on 4/28 before he was reinstated on 4/30.
- 🔴 In his first 15 outings after being reinstated from the IL, from 5/1-6/18, posted a 1.84 ERA, 0.75 WHIP, and .185 opponent AVG (3 ER/14.2 IP, 10-for-54, 1 BB, 16 SO).
- 🔴 Did not allow a run over 8 games during May (7.2 IP, 3 H, BB, 9 SO)...Ranked T-2nd in the AL with 6 holds during the month.
- 🔴 Earned his 1st save of the season in the Red Sox' 10-inning, 3-2 win on 6/11 at NYY (1.0 IP, 2 SO).
- 🔴 Did not issue a walk to 61 consecutive batters from 5/1-6/29 (intentional walk on 6/29).
- 🔴 Made 16 consecutive scoreless appearances from 6/9-7/25 (13.2 IP, 10 H, 2 BB, 15 SO).
- 🔴 Began his active streak of 20 consecutive scoreless appearances on 7/30 at SF (1.0 IP, 2 IBB).
- 🔴 Earned a hold in 4 straight appearances from 8/9-15 (4.0 IP, 5 H, 3 SO).
- 🔴 Ranked T-2nd in the AL with 6 holds during August.
- 🔴 Earned a save in each of his final 2 outings of the season...Struck out 2 of the 4 batters he faced on 9/18 at TEX, earning the save in the Sox' 4-2 win...Tossed a 1-2-3 9th inning to earn the save in the Sox' 3-2 win vs. CWS on 9/22.
- 🔴 Did not issue a walk to his final 32 batters faced, from 8/23 through the end of the season.
- 🔴 Placed on the Injured List on 9/28 with a viral infection... Missed the Red Sox' final 4 games.

Personal

- 🔴 Full name is Christopher Riley Martin.
- 🔴 Owns a ranch called Texas 4 Seam Ranch.
- 🔴 Graduated from Arlington (TX) High School and pitched 2 seasons at McLennan Community College (TX) from 2005-06.
- 🔴 One of his sisters, Crystal, played softball for Texas A&M and earned an All-Big 12 Conference selection at SS.

HIGHEST % OF INHERITED RUNNERS STRANDED IN 2023

Rk.	Pitcher	IR	IRS	Stranded
1.	Seth Martinez (HOU)	17	0	100.0%
2.	Alex Lange (DET)	18	1	94.4%
T3.	Chris Martin (BOS)	15	1	93.3%
T3.	Trevor Richards (TOR)	15	1	93.3%

Min. 15 inherited runners

LOWEST SINGLE-SEASON RELIEF ERA AT FENWAY PARK (MIN. 20.0 IP)

Pitcher	Year	Club	ERA
Tom Hughes	1915	BSN	0.00
Allen Russell	1919	NYG	0.00
Chris Martin	2023	BOS	0.35
Andrew Miller	2014	BOS	0.38

Fenway Park opened in 1912, but earned runs weren't adopted by the AL as an official stat until 1913.

SEASONS WITH 5 BB OR FEWER AND 50.0+ IP, 1900-PRESENT

Pitcher	Year	Team	BB	IP
Chris Martin	2022	CHC/LAD	5	56.0
Chris Martin	2019	ATL/TEX	5	55.2
Dan Otero	2018	CLE	5	58.2
Evan Scribner	2015	OAK	4	60.0
Chad Qualls	2014	HOU	5	51.1
Edward Mujica	2013	STL	5	64.2
Kevin Slowey	2011	MIN	5	59.1
Wilton López	2010	HOU	5	67.0
Matt Capps	2008	PIT	5	53.2
Dennis Eckersley	1990	OAK	4	73.1
Dennis Eckersley	1989	OAK	3	57.2
Tom Morgan	1958	DET	4	62.2
Roger Denzer	1901	NYG	5	61.2

MOST CONSECUTIVE OUTINGS ISSUING 0 WALKS (SINGLE SEASON)

Rk.	Pitcher (Year)	G
1.	Chris Martin (2022)	36
2.	Joe Mantiplay (2022)	34
3.	Yimi Garcia (2015)	33

MOST CONSECUTIVE OUTINGS ISSUING 0 WALKS (SPANNING SEASONS)

Rk.	Pitcher (Years)	G
1.	Dennis Eckersley (1989-90)	41
T2.	Sergio Romo (2012-13)	38
T2.	John Smoltz (2003-04)	38
T4.	Chris Martin (2022)	36
T4.	Koji Uehara (2010-11)	36

Chris Martin, Continued

Chris Martin's Career Record

YEAR	CLUB	W-L	ERA	G	GS	SV	IP	H	R	ER	HR	HB	BB	SO	SO/9	WHIP	AVG
2010	Grand Prairie (Ind.)	4-0	1.96	13	4	0	36.2	34	11	8	0	0	9	36	8.84	1.17	-
2011	Greenville (A)	4-0	2.17	7	1	0	29.0	16	7	7	1	3	6	28	8.69	0.76	.163
	Salem (A+)	2-1	0.92	13	0	4	39.1	29	4	4	0	3	6	24	5.49	0.89	.210
	Portland (AA)	0-1	15.88	3	0	0	5.2	12	10	10	2	0	1	3	4.76	2.29	.444
2012	Portland (AA)	3-6	4.48	23	12	0	76.1	83	42	38	4	6	18	65	7.66	1.32	.275
2013	Portland (AA)	2-0	0.00	12	0	3	21.0	9	0	0	0	0	6	27	11.57	0.71	.132
	Pawtucket (AAA)	3-3	3.18	30	0	2	51.0	51	19	18	3	4	10	47	8.29	1.20	.262
2014	Colorado Springs (AAA)	1-3	4.39	25	0	5	26.2	33	15	13	2	2	9	36	12.15	1.58	.308
	COLORADO	0-0	6.89	16	0	0	15.2	22	12	12	2	0	4	14	8.04	1.66	.338
2015	NEW YORK-AL	0-2	5.66	24	0	1	20.2	28	13	13	2	1	6	18	7.84	1.65	.304
	Scranton/WB (AAA)	0-1	3.18	20	0	2	28.1	26	12	10	1	1	10	25	7.94	1.27	.239
2016	Nippon Ham (NPB)	2-0	1.07	52	0	21	50.2	25	8	6	2	0	7	57	10.13	0.63	-
2017	Nippon Ham (NPB)	0-2	1.19	40	0	1	37.2	21	5	5	2	1	6	34	8.12	0.72	-
2018	TEXAS	1-5	4.54	46	0	0	41.2	46	21	21	5	3	5	37	7.99	1.22	.274
	Frisco (AA)	0-0	0.00	2	0	0	2.0	2	0	0	0	0	0	3	13.50	1.00	.250
	Round Rock (AAA)	0-0	0.00	1	0	0	1.0	2	0	0	0	0	0	1	9.00	2.00	.500
2019	TEXAS	0-2	3.08	38	0	4	38.0	35	13	13	8	0	4	43	10.18	1.03	.246
	ATLANTA	1-1	4.08	20	0	0	17.2	17	10	8	1	0	1	22	11.21	1.02	.254
2020	ATLANTA	1-1	1.00	19	0	1	18.0	8	3	2	1	1	3	20	10.00	0.61	.129
2021	ATLANTA	2-4	3.95	46	0	1	43.1	49	20	19	4	3	6	33	6.85	1.27	.290
	Gwinnett (AAA)	0-0	7.36	4	0	0	3.2	4	3	3	0	0	1	4	9.82	1.36	.267
2022	CHICAGO-NL	1-0	4.31	34	0	0	31.1	38	16	15	5	0	4	40	11.49	1.34	.297
	LOS ANGELES-NL	3-1	1.46	26	0	2	24.2	12	4	4	1	1	1	34	12.41	0.53	.135
2023	BOSTON	4-1	1.05	55	0	3	51.1	45	6	6	2	0	8	46	8.06	1.03	.237
	Major League Totals	13-17	3.36	324	0	12	302.1	300	118	113	31	9	42	307	9.14	1.13	.256
	Minor League Totals	16-15	3.25	141	13	16	285.0	269	114	103	13	19	67	263	8.31	1.18	.250
	Independent Lg. Totals	4-0	1.96	13	4	0	36.2	34	11	8	0	0	9	36	8.84	1.17	-
	Japan Totals	2-2	1.12	92	0	22	88.1	46	13	11	4	1	13	91	9.27	0.67	-
	Red Sox Totals	4-1	1.05	55	0	3	51.1	45	6	6	2	0	8	46	8.06	1.03	.237

TRANSACTIONS: Selected by the Detroit Tigers in the 18th round of the 2004 First-Year Player Draft (did not sign); Selected by the Colorado Rockies in the 21st round of the 2005 First-Year Player Draft (did not sign); Signed by the Boston Red Sox as a minor league free agent, 3/31/2011; Acquired by the Colorado Rockies with LHP Franklin Morales in exchange for INF Jonathan Herrera, 12/18/2013; Acquired by the New York Yankees in exchange for cash considerations, 1/13/2015; Signed by the Texas Rangers as a free agent, 12/15/2017; Acquired by the Atlanta Braves in exchange for LHP Kolby Allard, 7/30/2019; Signed by the Atlanta Braves as a free agent, 11/19/2019; Signed by the Chicago Cubs as a free agent, 3/17/2022; Acquired by the Los Angeles Dodgers in exchange for INF Zach McKinstry, 7/30/2022; Signed by the Boston Red Sox as a free agent, 12/8/2022; **INJURED LIST:** Right forearm irritation, 5/1-19/2018; Right calf strain, 6/12-7/3/2018; Left groin strain, 7/5-30/2018; Esophageal constriction, 8/6-19/2020; Right elbow inflammation, 9/2-15/2021; Right shoulder inflammation, 4/13-29/2023; Viral infection, 9/28/2023 through remainder of season

Postseason Record

W-L	ERA	G	GS	SV	IP	H	R	ER	HR	HB	BB	SO	SO/9	WHIP	AVG
0-1	1.88	15	0	1	14.1	12	3	3	2	1	2	10	6.28	0.98	.222

Wild Card Record

YEAR	CLUB	W-L	ERA	G	GS	SV	IP	H	R	ER	HR	HB	BB	SO	SO/9	WHIP	AVG
2020	ATL vs. CIN	0-0	0.00	2	0	0	2.0	0	0	0	0	0	0	0	0.00	0.00	.000

Division Series Record

YEAR	CLUB	W-L	ERA	G	GS	SV	IP	H	R	ER	HR	HB	BB	SO	SO/9	WHIP	AVG
2019	ATL vs. STL						Did Not Pitch										
2020	ATL vs. MIA	0-0	9.00	1	0	0	1.0	2	1	1	0	1	0	1	9.00	2.00	.400
2022	LAD vs. SD	0-0	0.00	2	0	1	2.0	3	0	0	0	0	0	1	4.50	1.50	.333
	Division Series Totals	0-0	3.00	3	0	1	3.0	5	1	1	0	1	0	2	6.00	1.67	.357

League Championship Series Record

YEAR	CLUB	W-L	ERA	G	GS	SV	IP	H	R	ER	HR	HB	BB	SO	SO/9	WHIP	AVG
2020	ATL vs. LAD	0-1	1.80	5	0	0	5.0	3	1	1	1	0	2	5	9.00	1.00	.176
2021	ATL vs. LAD	0-0	4.50	3	0	0	2.0	3	1	1	1	0	0	1	4.50	1.50	.333
	LCS Totals	0-1	2.57	8	0	0	7.0	6	2	2	2	0	2	6	7.71	1.14	.231

World Series Record

YEAR	CLUB	W-L	ERA	G	GS	SV	IP	H	R	ER	HR	HB	BB	SO	SO/9	WHIP	AVG
2021	ATL vs. HOU	0-0	0.00	2	0	0	2.1	1	0	0	0	0	0	2	7.71	0.43	.125

Career Single-Game Highs

INNINGS: 2.0, 3x, last 10/31/21 vs. NYM; **STRIKEOUTS:** 4, 8/15/22 at MIL; **HITS:** 5, 6/20/14 vs. MIL; **RUNS:** 4, 4/30/18 at CLE; **WALKS:** 2, 2x, last 7/30/23 at SF; **HOME RUNS:** 1, 31x, last 7/28/23 at SF; **SCORELESS INNINGS STREAK:** 19.0, 7/30/23-present; **EJECTIONS (0)**

Major League Firsts

APPEARANCE: 4/26/14 at LAD (1.0 IP, entered to start 7th inning); **STRIKEOUT:** 4/27/14 at LAD (Justin Turner, swinging); **WIN:** 6/5/18 vs. OAK (1.0 IP); **SAVE:** 4/28/15 vs. TB (1.0 IP)

2024
Red Sox

79 BRYAN MATA

RHP



Bats: Right • **Throws:** Right • **Height:** 6-3 • **Weight:** 240

Opening Day Age: 24 • **MLB Service:** None

Born: 5/3/1999 in Maracay, Aragua, VZ

Acquired: Signed as an international free agent on 1/27/2016

Contract Status: Signed through 2024

Career Highlights

- Is in his 9th professional season, his 5th in Major League Spring Training camp.
- Added to the Red Sox' 40-man roster on 11/20/20.
- Entered 2023 ranked by *Baseball America* and MLB.com as the Red Sox' top pitching prospect... Ranked by both outlets as one of the Sox' top 10 prospects entering 6 consecutive seasons from 2018-23.
- Rated by *Baseball America* as having the best control among Sox prospects in 2018, best changeup in 2019, best fastball in 2021, and best slider in 2022.
- In his minor league career, has allowed 0.40 HR/9.0 IP (19 HR/425.0 IP) along with 9.32 SO/9.0 IP (440 SO).
- Recognized by the Red Sox as the organization's Minor League Starting Pitcher of the Month for June 2017 and August 2022.
- Missed the entire 2021 season due to injury requiring Tommy John surgery on his right elbow...The procedure was performed on 4/14/21 by Dr. Neal ElAttrache at the Kerlan-Jobe Institute in Los Angeles, CA.
- Spent the 2020 season at the Red Sox' Alternate Training Site...At 21 years old, was the youngest pitcher in the Club Player Pool.
- Opened the 2019 season with High-A Salem and posted a 1.75 ERA (10 ER/51.1 IP) in 10 starts...Transferred to Double-A Portland on 6/30/19...Following the 2019 season, pitched for Peoria in the Arizona Fall League.

- Pitched for the World team in the 2018 SiriusXM All-Star Futures Game at only 19 years old (1.0 IP, 0 R).
- As an 18-year-old, helped Low-A Greenville win the 2017 South Atlantic League title.

2023 Highlights

- Attended his 4th Major League Spring Training camp.
- Made 4 Grapefruit League appearances and did not allow a run in 7.0 innings (4 H, 3 BB, 6 SO).
- Began the season with Triple-A Worcester and made 7 starts before being placed on the Injured List with right shoulder inflammation on 5/10.
- Reinstated from the IL on 9/17 and made 2 appearances with Worcester, both in relief.

Personal

- Full name is Bryan Eduardo Mata.

In the Community

- As part of the Red Sox Rookie Development Program, visited patients at Boston Children's Hospital in 2020 and 2023...Also hosted a Play Ball clinic with the Red Sox Foundation in 2023.

Bryan Mata's Career Record

YEAR	CLUB	W-L	ERA	G	GS	SV	IP	H	R	ER	HR	HB	BB	SO	SO/9	WHIP	AVG
2016	DSL Red Sox2 (R)	4-4	2.80	14	14	0	61.0	54	23	19	2	2	19	61	9.00	1.20	.242
2017	Greenville (A)	5-6	3.74	17	17	0	77.0	75	34	32	3	7	26	74	8.65	1.31	.259
2018	Salem (A+)	6-3	3.50	17	17	0	72.0	58	33	28	1	12	58	61	7.63	1.61	.229
2019	Salem (A+)	3-1	1.75	10	10	0	51.1	38	18	10	1	7	18	52	9.12	1.09	.201
	Portland (AA)	4-6	5.03	11	11	0	53.2	54	32	30	6	4	24	59	9.89	1.45	.271
2020																	
2021																	
2022	Salem (A)	0-0	0.00	1	1	0	2.0	0	1	0	0	0	2	2	9.00	1.00	.000
	Greenville (A+)	0-1	4.00	3	3	0	9.0	6	4	4	1	0	6	15	15.00	1.33	.182
	Portland (AA)	5-2	1.85	10	9	0	48.2	35	14	10	4	1	23	58	10.73	1.19	.202
	Worcester (AAA)	2-0	3.47	5	5	0	23.1	19	9	9	0	2	15	30	11.57	1.46	.224
2023	Worcester (AAA)	0-3	6.33	9	7	0	27.0	29	21	19	1	4	30	28	9.33	2.19	.274
	Minor League Totals	29-26	3.41	97	94	0	425.0	368	189	161	19	39	221	440	9.32	1.39	.236

TRANSACTIONS: Signed by the Boston Red Sox as an international free agent, 1/27/2016 (signed by Eddie Romero and Alex Requena); **INJURED LIST:** None

3 REESE MCGUIRE

CATCHER



Bats: Left • **Throws:** Right • **Height:** 6-0 • **Weight:** 228

Opening Day Age: 29 • **MLB Service:** 4 years, 27 days

Born: 3/2/1995 in Seattle, WA

Acquired: From the Chicago White Sox with a PTBNL or cash considerations in exchange for LHP Jake Diekman on 8/1/2022

Contract Status: Signed through 2024

The Rundown

- Is in his 7th MLB season, his 2nd full season with BOS after being acquired from the White Sox in 2022.
- Selected by PIT in the 1st round (No. 14 overall) of the 2013 First-Year Player Draft.
- Has played 302 career ML games with TOR (2018-21), CWS (2022), and BOS (2022-23).
- Made Opening Day rosters in 2020 (TOR), 2022 (CWS), and 2023 (BOS).
- In 278 games as the catcher (230 starts), has thrown out 45 of 162 attempted base stealers (27.8%).
- Since joining the Red Sox in 2022, has batted .291 (83-for-285) with a .740 OPS in 108 games.
- In 66 career games at Fenway Park, has batted .324 with an .831 OPS (56-for-173, 16 2B, 2 3B, 2 HR).
- In 32 career games vs. NYY, has hit .326 with an .898 OPS (29-for-89, 8 2B, 4 HR).

Additional Career Highlights

- Recorded 38 hits (7 HR) in his first 44 career games, the most ever by a TOR catcher...Became the 7th player in TOR history to hit 7+ HR through their first 34 games and the 1st catcher to do so.
- Made his Postseason debut in 2020 with TOR as a defensive replacement in Game 1 of the Wild Card Round at TB...Caught the bottom of the 8th inning.
- Went 4-for-5 with 3 2B and 2 RBI on 6/20/21 at BAL... Became the 2nd TOR catcher with 4+ hits and 3+ 2B in a game, joining Kevin Cash on 4/13/04 at DET...Also recorded 3 2B on 7/29/21 at BOS.
- In 2022, tied for the AL lead and ranked T-3rd in MLB in caught stealing % (33.3%, 16-for-48).
- On 9/22/22 at NYY, gave the Sox a 4-3 lead with a pinch-hit, 3-run HR in the 7th inning.

Minor League Highlights

- Ranked by *Baseball America* as a Top 100 prospect in 2014 (No. 81) and 2015 (No. 97)...Also ranked as the best defensive catcher in PIT's system in 2014 as well as in TOR's system from 2018-20.
- Voted the best defensive catcher in the Single-A South Atlantic League in 2014 in *Baseball America's* poll.
- Was twice named a Mid-Season All-Star: 2014 with Single-A West Virginia (South Atlantic League) and 2015 with High-A Bradenton (Florida State League).
- Named a Post-Season All-Star in 2013 with the Rookie-level GCL Pirates.
- Selected as Eastern League Player of the Week for 8/14-20 in 2017 with Double-A New Hampshire.

HIGHEST BATTING AVERAGE AMONG CATCHERS SINCE MCGUIRE WAS TRADED TO BOSTON (MIN. 300 PA)

Rk.	Player	AVG
1.	Gabriel Moreno (TOR/ARI)	.293
2.	Reese McGuire (BOS)	.29123
3.	William Contreras (ATL/MIL)	.29119
4.	Yainer Diaz (HOU)	.278
5.	Adley Rutschman (BAL)	.274

CAUGHT STEALING % LEADERS, 2019-2023 (ACTIVE CATCHERS)

Rk.	Player	CS/SB	CS%
1.	Gabriel Moreno	29/45	39.2%
2.	Roberto Pérez	36/59	37.9%
3.	J.T. Realmuto	111/211	34.5%
4.	Christian Bethancourt	26/61	29.9%
5.	Yan Gomes	84/199	29.7%
6.	James McCann	61/146	29.5%
7.	Reese McGuire	43/104	29.3%

Min. 1,000.0 innings caught
(source: FanGraphs)

- Named FCL Player of the Month in July 2013 after batting .369 (31-for-84) in his first 21 professional games.
- Played for Glendale in the Arizona Fall League during 2015 and Águilas in the Dominican Winter League during 2017...Named a 2015 Fall Star at catcher.

2023 Highlights

- Completed his 1st full season with BOS.
- Made 51 starts, all at catcher...Missed 31 games with a right oblique strain from 6/22-8/1.
- Ranked T-11th among catchers (7th in the AL) in AVG (.267) (min. 100 PA).
- Allowed 20 stolen bases (1 CS) in his first 109.0 innings (through 5/1), but allowed only 14 (6 CS) in his 324.1 innings from that point on.
- Was 9-for-23 vs. LHP (.391 AVG)...Among MLB batters with at least 25 PA against LHP, ranked 2nd in AVG and 7th in OBP (.440).
- Batted .323 in home games (30-for-93) with a .781 OPS (8 2B, 3B, 9 RBI), compared to .213 with a .559 OPS on the road (20-for-94, 4 2B, HR, 7 RBI)...Ranked 10th in MLB (5th in the AL) in AVG at home (min. 100 PA).

McGUIRE'S 2023 CAUGHT STEALING BY DATE

Dates	CS	SB	CS%
3/30-5/1	1	20	4.8%
5/2-10/1	6	14	30.0%
Totals	7	34	17.1%

2023 Timeline

- 🔥 Played in 15 Grapefruit League games during Spring Training, hitting .194 (7-for-36, 2B, HR, 7 RBI, 5 BB).
- 🔥 Made his 3rd career Opening Day roster (TOR-2020, CWS-2022, BOS-2023).
- 🔥 Went 13-for-32 (.406 AVG, .955 OPS) with 4 runs, 4 2B, 4 RBI, and a walk through his first 12 games of the season (3/30-4/19).
- 🔥 Placed on the 10-Day Injured List on 6/22 with a right oblique strain.
- 🔥 Made 3 rehab appearances with Triple-A Worcester from 7/26-29, going 2-for-10 (2B, RBI, BB).
- 🔥 Reinstated from the IL on 8/1 and hit his sole HR of the season that day, a solo HR in a 6-4 win at SEA.
- 🔥 Batted .357 with an .878 OPS in August (15-for-42, 3 2B, HR, 2 BB)...Ranked 2nd among MLB catchers in AVG during the month (min. 30 PA), behind only BAL's James McCann (.359).
- 🔥 Recorded hits in 7 of his final 8 starts of the season, beginning 9/10 vs. BAL...Went 7-for-28 (.250 AVG, R, 3B, RBI, BB) over the span.

Personal

- 🔥 Full name is Reese Jackson McGuire.
- 🔥 Graduated from Kentwood High School (WA).
- 🔥 Named 2012-13 Gatorade Washington Player of the Year.
- 🔥 Received the 2012 Dick Chase Award after helping Team USA's 18U squad defeat Canada and win the Gold Medal at the IBAF 18U World Championships in Seoul, South Korea.

In the Community

- 🔥 Attended Red Sox Winter Weekend in January 2023 and 2024, signing autographs and posing for pictures with fans.
- 🔥 Visited Boston Children's Hospital with teammate Nick Pivetta on 10/4/22.
- 🔥 Participated in the Red Sox 2022 Holiday Caravan on 12/6-7...Made stops at Shriners' Children's Boston, Mass General Hospital for Children, The BASE, Boston Children's Hospital, and Beth Israel Deaconess Medical Center.
- 🔥 Participated in the 2020 Blue Jays Winter Tour, a multi-weekend program in which Blue Jays players make appearances and visits in Toronto and Vancouver.

HOME BATTING AVERAGE LEADERS IN 2023

Rk.	Player (Team)	AVG
1.	Luis Arraez (MIA)	.376
2.	Yandy Diaz (TB)	.363
3.	Bryce Harper (PHI)	.352
4.	Ronald Acuña Jr. (ATL)	.342
5.	Gio Urshela (LAA)	.340
6.	Corey Seager (TEX)	.337
7.	Mookie Betts (LAD)	.334
8.	Gabriel Moreno (ARI)	.333
9.	Yainer Diaz (HOU)	.328
10.	Reese McGuire (BOS)	.323

min. 100 PA at home

HIGHEST AVG VS. LHP IN 2023

Rk.	Player (Team)	AVG
1.	Luis Campusano (SD)	.405
2.	Reese McGuire (BOS)	.3913
3.	Ozzie Albies (ATL)	.3906

HIGHEST OBP VS. LHP IN 2023

Rk.	Player (Team)	OBP
1.	Mitch Garver (TEX)	.500
2.	Davis Schneider (TOR)	.463
3.	Matthew Batten (SD)	.457
T4.	Victor Robles (WSH)	.447
T4.	Luis Campusano (SD)	.447
6.	Aaron Hicks (NYY/BAL)	.446
7.	Reese McGuire (BOS)	.440

min. 25 PA vs. LHP

RED SOX TO HIT A GO-AHEAD, PINCH-HIT HR IN THE 7TH INNING OR LATER AGAINST THE YANKEES

Player	Game	Inn.
Mickey Vernon	7/4/1957 at NYY-G1	9
Dalton Jones	7/6/1966 at NYY-G1	9
Reid Nichols	6/11/1984 vs. NYY	9
Mike Stanley	5/23/1997 at NYY	8
Reese McGuire	9/22/2022 at NYY	7

In 32 career games vs. NYY, Reese has hit .326 with an .898 OPS, 12 XBH, and 14 RBI (29-for-89, 8 2B, 4 HR).

Reese McGuire, Continued

FAMILY TIES

Reese's grandfather, Jack, was a catcher on Duke University's team that made the 1952 College World Series. His younger brother, Shane, was ranked by *Baseball America* as the best defensive catcher in the A's minor league system entering 2023 and was teammates with current Red Sox LHP Chris Murphy at the University of San Diego. His older brother, Cash, played baseball for 4 seasons at Seattle University (2013-16).

Reese credits his older brother, Cash, for turning his focus to catching during his Little League days. Reese told *MassLive.com* in September 2022, "He became the dominant pitcher and so I would be the guy to catch him just because it made sense. We'd go into the backyard just working, playing catch." Reese recalled "doing blocking drills in the backyard with my grandpa and uncle," and that after receiving catching gear one Christmas as a child he "couldn't wait to get out back and throw balls in the dirt and block."

Reese McGuire's Career Record

YEAR	CLUB	AVG	G	AB	R	H	2B	3B	HR	RBI	SH	HB	BB	SO	SB	CS	OBP	SLG	OPS
2013	GCL Pirates (R)	.333	46	176	30	58	11	0	0	21	2	3	15	18	5	1	.388	.392	.780
	Jamestown (A-)	.250	4	16	3	4	0	0	0	0	0	0	1	1	1	0	.294	.250	.544
2014	West Virginia (A)	.262	98	389	46	102	11	4	3	45	4	4	24	44	7	2	.307	.334	.641
2015	Bradenton (A+)	.254	98	374	32	95	15	0	0	34	6	1	26	39	14	7	.301	.294	.595
2016	Altoona (AA)	.259	77	266	29	69	16	2	1	37	4	3	29	26	4	4	.337	.346	.683
	New Hampshire (AA)	.226	15	53	5	12	2	0	0	5	0	1	7	8	2	2	.328	.264	.592
2017	New Hampshire (AA)	.278	34	115	19	32	5	1	6	20	2	1	16	19	2	1	.366	.496	.862
	GCL Blue Jays (R)	.409	8	22	4	9	2	0	0	7	0	0	3	1	0	1	.462	.500	.962
	Dunedin (A+)	.250	3	12	1	3	1	0	0	1	0	0	1	2	0	0	.308	.333	.641
2018	Buffalo (AAA)	.233	96	322	31	75	9	2	7	37	4	6	33	77	3	2	.312	.339	.651
	TORONTO	.290	14	31	5	9	3	0	2	4	0	0	2	9	1	0	.333	.581	.914
2019	Buffalo (AAA)	.247	72	243	30	60	12	1	5	29	2	2	25	44	4	0	.316	.366	.682
	TORONTO	.299	30	97	14	29	7	0	5	11	0	0	7	18	0	0	.346	.526	.872
2020	TORONTO	.073	19	41	2	3	0	0	1	1	4	0	0	11	0	0	.073	.146	.219
2021	TORONTO	.253	78	198	22	50	15	0	1	10	1	2	15	44	0	0	.310	.343	.653
2022	CHICAGO-AL	.225	53	151	12	34	9	0	0	10	5	2	6	33	0	0	.261	.285	.546
	BOSTON	.337	36	98	13	33	5	1	3	12	1	1	6	23	1	0	.377	.500	.877
2023	BOSTON	.267	72	187	15	50	12	1	1	16	2	1	11	53	2	1	.310	.358	.668
	Worcester (AAA)	.200	3	10	0	2	1	0	0	1	0	0	1	2	0	0	.273	.300	.573
Major League Totals		.259	302	803	83	208	51	2	13	64	13	6	47	191	4	1	.303	.376	.679
Minor League Totals		.261	554	1998	230	521	85	10	22	237	24	21	181	281	42	20	.325	.346	.671
Red Sox Totals		.291	108	285	28	83	17	2	4	28	3	2	17	76	3	1	.333	.407	.740

TRANSACTIONS: Signed by the Pittsburgh Pirates as a 1st-round selection (14th overall) in the 2013 First-Year Player Draft (signed by Greg Hopkins); Acquired by the Toronto Blue Jays with LHP Francisco Liriano and OF Harold Ramirez in exchange for RHP Drew Hutchison, 8/1/2016; Acquired by the Chicago White Sox in exchange for C Zack Collins, 4/3/2022; Acquired by the Boston Red Sox with a player to be named later or cash considerations in exchange for LHP Jake Diekman, 8/1/2022; **INJURED LIST:** Right oblique strain, 6/22-7/31/2023

Wild Card Record

YEAR	CLUB	AVG	G	AB	R	H	2B	3B	HR	RBI	SH	HB	BB	SO	SB	CS	OBP	SLG	OPS
2020	TOR vs. TB	-	1	0	0	0	0	0	0	0	0	0	0	0	0	0	-	-	-

Career Fielding Record

POS	PCT.	G	GS	PO	A	E	TC	DP	CCS	SB	CCS%	PB	PKO	INN
C	.995	278	230	2051	86	10	2147	9	45	117	27.8	12	4	2011.2
P	-	1	0	0	0	0	0	0						

Career Single-Game Highs

HITS: 4, 2x, last 6/20/21 at BAL; **DOUBLES:** 3, 2x, last 7/29/21 at BOS; **HOME RUNS:** 1, 13x, last 8/1/23 at SEA; **RBI:** 3, 9/22/22 at NYY; **RUNS SCORED:** 3, 8/8/19 vs. NYY; **WALKS:** 2, 5x, last 9/26/22 vs. BAL; **STRIKEOUTS:** 3, 5x, last 9/4/23 at TB; **STOLEN BASES:** 1, 4x, last 10/1/23 at BAL; **HITTING STREAK:** 10, 6/2-20/22; **EJECTIONS (0)**

Home Run Notes

MULTI-HOME RUN GAMES (0); LEADOFF (0); GRAND SLAMS (0); PINCH-HIT (2): 9/29/18 at TB off Sergio Romo (9th inning); 9/22/22 at NYY off Clarke Schmidt (7th inning); **EXTRA-INNING (0); GAME-ENDING (0); INSIDE-THE-PARK (0)**

Major League Firsts

GAME: 9/6/18 vs. CLE (started at C); **HIT:** 9/6/18 vs. CLE off Dan Otero (double, 9th inning); **HOME RUN:** 9/26/18 vs. HOU off Cionel Pérez (solo, 5th inning); **GAME-ENDING RBI:** N/A

72 CHRIS MURPHY

LHP



Bats: Left • **Throws:** Left • **Height:** 6-1 • **Weight:** 187

Opening Day Age: 25 • **MLB Service:** 81 days

Born: 6/5/1998 in Mission Hills, CA

Acquired: Selected in the 6th round of the 2019 First-Year Player Draft

Contract Status: Signed through 2024

The Rundown

🔥 Is in his 6th professional season, his 3rd in ML Spring Training camp and 2nd as a member of the 40-man roster (added on 11/15/22).

🔥 Begins 2024 ranked by *Baseball America* as the Red Sox' No. 25 prospect and as having the best changeup in the Red Sox' organization...Was also ranked by *BA* as one of the Sox' top prospects entering 2020 (No. 14), 2021 (No. 15), 2022 (No. 12), and 2023 (No. 13).

🔥 Made his MLB debut in 2023, pitching in 20 games for BOS (all in relief)...67 of his 76 career minor league appearances have been starts.

🔥 Is the only Red Sox pitcher ever to throw at least 2.0 scoreless innings in each of their first 3 career outings.

BASEBALL AMERICA TOP RED SOX PITCHING PROSPECTS

Overall	Pitcher	Throws
7.	Wikelman Gonzalez	RHP
9.	Luis Peralas	RHP
11.	Richard Fitts	RHP
18.	Yordanny Monegro	RHP
25.	Chris Murphy	LHP

Chris
Murphy

Minor League Career Highlights

🔥 Has recorded 10+ strikeouts in a game 4 times, all with Double-A Portland...Struck out a career-high 11 batters in 3 of those outings.

🔥 Named Double-A Eastern League Pitcher of the Week for 6/20-26/22 after tossing 6.0 scoreless innings on 6/25 at Richmond (1 H, 3 BB, 8 SO).

🔥 Led 2022 Red Sox minor leaguers in starts (28) and innings pitched (152.0)...Ranked 2nd in strikeouts (149).

🔥 In 2021, was twice named to MLB Pipeline's Prospect Team of the Week: 8/16-22 and 9/6-12.

🔥 Threw a career-high 7.0 scoreless innings and allowed 1 hit on 8/17/21 vs. Binghamton (1 BB, 7 SO), earning Double-A Northeast Pitcher of the Week honors for 8/16-22.

🔥 Recorded a career-high-tying 11 SO over 6.0 scoreless innings on 9/10/21 vs. Binghamton.

🔥 Named Red Sox Minor League Pitcher of the Month for June 2021...Had a 1.66 ERA (4 ER/21.2 IP) in 4 starts.

🔥 Among the 117 New York-Penn League pitchers who threw 30.0+ innings in 2019, ranked 2nd in ERA (1.08) and 10th in WHIP (0.90)...Allowed only 1 HR and held opponents to a .197 AVG (23-for-117).

🔥 Allowed 0 ER in 8 of his 10 starts with Lowell in 2019, including 5 straight from 8/2-24 (19.1 IP).

I PLAY FOR JESSICA

The following is an excerpt from a MassLive.com story in Nov. 2020:

Red Sox pitching prospect Chris Murphy always told MLB scouts he plays for Jessica Tovar when they interviewed him before the 2019 Draft. Tovar, who Murphy refers to as his sister, died of rhabdomyosarcoma, a rare form of cancer, at age 26 on July 14, 2012.

"And my story is her. Because I promised her tickets to my first major league game. And that is something I still hold close to my heart; something I still want to do."

He has the message — I play for Jessica — tattooed on his chest. He also has those four words written inside each of his hats.

Tovar was a family friend who lived in his neighborhood in Granada Hills, Calif. She baby-sat Murphy and his sister, Ashley. But she was so much more than their sitter.

"She was super close to my family. She was around every single day until she passed away," Murphy said. "So I would consider her a sister."

Murphy left Tovar a ticket to his first professional home game with Lowell at LeLachur Park on July 14, 2019, which marked the seven-year anniversary of Tovar's passing.

"It is my drive," Murphy said. "I don't pitch for myself out there. I don't pitch to do well for myself. I could care less what happens at the end of the day as long as I give it what I have — and I know that's all she would want."

Chris Murphy, Continued

RED SOX IN THE LIVE BALL ERA TO ALLOW 0 RUNS AND STRIKE OUT 5+ BATTERS IN AN MLB DEBUT

Pitcher	Game	Stats
Chris Murphy	6/7/23 at CLE	3.1 IP, 5 SO
Garrett Whitlock	4/4/21 at BAL	3.1 IP, 5 SO
Tanner Houck	9/15/20 at MIA	5.0 IP, 7 SO
Eduardo Rodriguez	5/28/15 at TEX	7.2 IP, 7 SO
Dave Morehead	4/13/63 at WSH	9.0 IP, 10 SO
Dave Ferriss	4/29/45 at PHI-G1	9.0 IP, 5 SO

MOST RELIEF OUTINGS OF 2.0+ IP WITHIN FIRST 15 CAREER GAMES, 1901-2023 (SINGLE SEASON)

Rk.	Pitcher	G
1.	Chuck Crim (MIL, 1987)	14
	Chris Murphy (BOS, 2023)	14
3.	Tom Ferrick (PHI, 1941)	13
	Jalen Beeks (BOS/TB, 2018)	13

2023 Highlights

- 🔥 Made his MLB debut and pitched in 20 games over 5 stints with BOS...Also pitched in 15 games for Triple-A Worcester...His first 9 outings were starts for the WooSox, but his remaining 26 between the teams came in relief.
- 🔥 9 of his 20 outings with BOS were scoreless (5 hitless).
- 🔥 For BOS, threw 2.0+ innings 14 times, 3.0+ innings 9 times, and 4.0+ innings 3 times.
- 🔥 Became the 1st Red Sox pitcher to throw at least 2.0 scoreless innings in each of their first 3 career outings.
- 🔥 Also became the 1st pitcher in Red Sox history to toss 2.0+ relief innings in each of their first 8 career appearances, doing so in each of his first 11 outings.
- 🔥 14 of his 20 ML appearances were at least 2.0 innings, all within his first 15 outings...Became the 2nd reliever in MLB history to throw 2.0+ innings in 14 of their first 15 career outings within a single season (see box above).
- 🔥 Ranked in MLB's 87th percentile in hard-hit rate, and 85th in average exit velocity.
- 🔥 In the majors, allowed 4 HR and 17 ER in August (14.1 IP, 10.67 ERA)...Outside of that month, allowed only 1 HR and posted a 2.43 ERA in 15 relief appearances (9 ER/33.1 IP).
- 🔥 In MLB, opponents were 0-for-13 against his changeup (5 SO) and 4-for-33 (.131 AVG, 15 SO) against his curveball.
- 🔥 Posted a 2.95 ERA (7 ER/21.1 IP) in 9 home games for BOS and a 6.49 ERA (19 ER/26.1 IP) in 11 road games.
- 🔥 For Worcester, posted a 6.32 ERA (37 ER/52.2 IP), including a 1.69 mark in his final 6 outings (3 ER/16.0 IP).

2023 Timeline

- 🔥 Attended ML Spring Training as a non-roster invitee... Made 3 appearances (9.00 ERA; 5 ER/5.0 IP).
- 🔥 Began the season with Worcester...Made 10 appearances (9 starts), posting a 7.71 ERA (34 ER/39.2 IP)...His lone relief outing in that span came on 6/1, his final Triple-A appearance before being recalled by BOS (3.0 IP, H, 3 SO).
- 🔥 Recalled on 6/6...Made his debut on 6/7 at CLE, tossing 3.1 scoreless innings with 2 hits and 1 BB (5 SO).
- 🔥 Optioned to Worcester on 6/8...Made 2 relief outings before being recalled on 6/18...Optioned on 6/19 but was recalled again on 6/23 without appearing for the WooSox.
- 🔥 Made his 3rd straight scoreless outing to begin his MLB career on 6/24 vs. CWS (2.0 IP, H, 3 SO).
- 🔥 Allowed runs in each of his next 3 appearances from 6/28-7/9, but pitched at least 2.0 innings in each.
- 🔥 Pitched a career-high 4.2 innings on 7/18 at OAK (0 R, 2 H, BB, 6 SO).
- 🔥 Earned his 1st career win on 7/23 vs. NYM (3.2 IP, R).
- 🔥 Posted a 1.59 ERA (5 ER/28.1 IP) in his first 9 MLB outings (through 7/30)...His ERA over June/July ranked 7th in MLB among pitchers with at least 25.0 IP.
- 🔥 Tossed 3.0 hitless innings on 8/11 vs. DET to earn his 1st career save (2 BB, 4 SO)...Was the 1st Red Sox pitcher to record a 3.0+ inning save in a game decided by 3 or fewer runs since Tim Wakefield (5/6/02 at TB).
- 🔥 Snapped his streak of 11 straight outings with at least 2.0 IP on 8/17 at WSH (1.0 IP), but each of his next 2 appearances were 4.0 IP (8/21 at HOU and 8/27 vs. LAD).
- 🔥 Optioned to Worcester on 8/22 and recalled on 8/27... Optioned on 8/28...Recalled on 9/15 and remained with the Red Sox for the remainder of the season.
- 🔥 Pitched a perfect 2.0 innings on 9/15 vs. TOR, his final outing of 2.0+ IP...Each of his final 5 appearances from 9/17-27 was 1.0 inning or less.

ON THE HILL

Appearing on the *Fenway Rundown* podcast in November 2022, Murphy mentioned the following about sharing his name with the United States Senator from Connecticut, who also happens to be a Red Sox fan:

"I've never had direct contact with him, but when I got drafted I believe MLB Pipeline or the draft thing tagged his Twitter page and it was pretty funny. I knew it was coming. It had been something I had seen on Twitter for years." ... "There was a gag gift my mom bought me in 2020, she bought me a 'Murphy 2020' shirt... I haven't talked to him and we haven't crossed paths on Twitter, really. That's really something I should do."

Personal

- 👉 Full name is Christopher Michael Murphy ("Murph").
- 👉 Graduated from Granada Hills (CA) High School, where he threw 2 no-hitters.
- 👉 Pitched at the University of San Diego from 2017-19, going 13-12 with a 3.98 ERA and 267 SO in 214.2 IP over 43 appearances (37 starts).
- 👉 In 2017 as a freshman, tabbed a Collegiate Baseball Freshman All-American and named to the West Coast Conference All-Freshman team.
- 👉 Pitched for Brewster of the Cape Cod Baseball League in the summer of 2018 and for Walla Walla in the West Coast League in the summer of 2016...Was teammates with Jarren Duran while pitching for Walla Walla.
- 👉 His sister, Ashley, was a softball pitcher at the University of Hawaii...His mother, Jennifer, was a talented softball player who received an invitation to try out for the Silver Bullets, a women's professional baseball team; she instead decided to focus on trade school to become an electrician.

In the Community

- 👉 As part of the Red Sox Rookie Development Program in 2023, visited patients at Boston Children's Hospital and hosted a Play Ball clinic with the Red Sox Foundation.
- 👉 Took part in the Red Sox Holiday Caravan in December 2023, visiting Beth Israel Deaconess Medical Center, Boston Children's Hospital, The Jimmy Fund Clinic, Greater Boston Food Bank, West End House Boys & Girls Club, and The BASE, a Roxbury-based community organization that utilizes sports in a way to engage youth in a positive, success-driven culture by providing athletic training, coaching, competition, and academic support.
- 👉 Attended Red Sox Winter Weekend in January 2024, signing autographs and posing for pictures with fans.



Chris Murphy's Career Record

YEAR	CLUB	W-L	ERA	G	GS	SV	IP	H	R	ER	HR	HB	BB	SO	SO/9	WHIP	AVG
2019	Lowell (A-)	0-1	1.08	10	10	0	33.1	23	6	4	1	3	7	34	9.18	0.90	.197
2020							Did Not Play										
2021	Greenville (A+)	5-3	4.21	14	14	0	68.1	62	36	32	17	4	23	81	10.67	1.24	.240
	Portland (AA)	3-2	5.45	7	6	0	33.0	30	21	20	4	1	13	47	12.82	1.30	.242
2022	Portland (AA)	4-5	2.58	15	13	0	76.2	46	28	22	6	2	31	91	10.68	1.00	.170
	Worcester (AAA)	3-6	5.50	15	15	0	75.1	77	55	46	8	7	41	58	6.93	1.57	.266
2023	Worcester (AAA)	2-3	6.32	15	9	0	52.2	63	41	37	7	5	31	61	10.42	1.78	.293
	BOSTON	1-2	4.91	20	0	1	47.2	50	27	26	5	1	17	49	9.25	1.41	.263
Major League Totals		1-2	4.91	20	0	1	47.2	50	27	26	5	1	17	49	9.25	1.41	.263
Minor League Totals		17-20	4.27	76	67	0	339.1	301	187	161	43	22	146	372	9.87	1.32	.236

TRANSACTIONS: Signed by the Boston Red Sox as a 6th-round selection in the 2019 June Draft (signed by JJ Altobelli); **INJURED LIST:** None

Career Single-Game Highs

INNINGS: 4.2, 7/18/23 at OAK; **STRIKEOUTS:** 6, 7/18/23 at OAK; **HITS:** 9, 8/27/23 vs. LAD; **RUNS:** 6, 2x, last 8/27/23 vs. LAD; **WALKS:** 4, 7/9/23 vs. OAK; **HOME RUNS:** 2, 8/21/23 at HOU; **SCORELESS INNINGS STREAK:** 8.0, 6/7-24/23; **EJECTIONS (0)**

Major League Firsts

APPEARANCE: 6/7/23 at CLE (3.1 IP, entered with 2 outs in the 5th inning); **STRIKEOUT:** 6/7/23 at CLE (Josh Bell, swinging); **WIN:** 7/23/23 vs. NYM (3.2 IP); **SAVE:** 8/11/23 vs. DET (3.0 IP)

17 TYLER O'NEILL

OF



Bats: Right • **Throws:** Right • **Height:** 5'11 • **Weight:** 196
Opening Day Age: 28 • **MLB Service:** 5 years, 59 days
Born: 6/22/1995 in Burnaby, British Columbia, Canada
Acquired: From the St. Louis Cardinals in exchange for RHP Nick Robertson and minor league RHP Victor Santos on 12/8/2023
Contract Status: Signed through 2024

The Rundown

- Is in his 1st season with the Red Sox after spending his first 6 MLB seasons with the Cardinals (2018-23).
- Originally selected by SEA in the 3rd round of the 2013 First-Year Player Draft...Traded to STL in July 2017.
- Started in the OF on Opening Day in each of the last 4 years (LF from 2020-22, CF in 2023)...Also made STL's 2019 Opening Day roster.
- In 2020 and 2021, won both a Rawlings Gold Glove Award and a Fielding Bible Award in LF...Has made 324 career starts in LF, 36 in CF, 12 in RF, and 5 as the DH.
- Led MLB left fielders in DRS in 2020 (9) and 2021 (11)...Recorded 4 OAA in both 2020 and 2021.
- Is 40-for-49 (81.6%) in stolen base attempts...Enters 2024 having been successful in his last 11 attempts.
- Finished 8th in 2021 NL MVP voting after hitting .286 (138-for-482) with a .912 OPS, 34 HR, 89 runs, 80 RBI, and 15 stolen bases in 138 games.
- Named NL Player of the Month for September/October 2021 and NL Player of the Week for 9/13-19/21.
- In his career, has hit .252 with an .816 OPS against LHP and .247 with a .765 OPS against RHP.
- Has recorded 3 walk-off RBI: a HR on 9/22/18 vs. SF, a HBP on 8/16/22 vs. COL, and a walk on 8/27/22 vs. ATL.
- Represented Canada in the 2017 and 2023 World Baseball Classics.

Minor League Career Highlights

- Ranked by *Baseball America* as a top 100 prospect in MLB entering 2017 (No. 38), 2018 (No. 86), and 2019 (No. 36)...Also ranked as one of his organization's top 20 prospects entering each season from 2014-19, including a top 5 prospect entering each season from 2016-19.
- In 2019, was ranked by *Baseball America* as STL's No. 2 prospect, best power hitter, and fastest baserunner.
- Named by *Baseball America* the 2016 Southern League Player of the Year, a 2018 Triple-A All-Star, and a 2-time Minor League All-Star (2016 1st Team, 2018 2nd Team).
- Tabbed STL's 2018 Minor League Player of the Year.
- Selected to the 2016 All-Star Futures Game (World Team).
- Named a 2016 Arizona Fall League Rising Star.
- Earned league mid-season All-Star honors in 2016 (Southern League), and post-season honors in 2015 (California League), 2016 (SL), and 2018 (Pacific Coast League).
- Named 2016 Southern League Championship Series MVP.
- Tabbed Southern League Player of the Month in May 2016 and Player of the Week for 5/23-29/16.

A BIT OF EVERYTHING

- In 2023, O'Neill ranked in MLB's 89th percentile in arm strength (91.3 MPH).
- Since the start of 2020, O'Neill ranks 2nd among MLB left fielders in defensive runs saved (22) and T-2nd in outs above average (9).
- Among players with at least 400 competitive runs since the start of 2018, O'Neill ranks T-7th in the majors in sprint speed (29.6 feet per second).

O'NEILL FINISHES 8TH IN 2021 NATIONAL LEAGUE MVP VOTING

Stat	NL Rank
34 HR	T-7th
.286 AVG	12th
.560 SLG	5th
.912 OPS	T-6th
89 R	18th
80 RBI	T-26th
270 TB	13th
15 SB	T-12th
11 DRS in LF	1st
4 OAA in LF	T-1st

RED SOX POSITION PLAYERS BORN IN CANADA

Player (Years)	PA	Birthplace
Larry McLean (1901)	19	Fredericton, NB
John O'Neill (1904)	53	Saint John, NB
Art McGovern (1905)	50	Saint John, NB
Yip Owens (1905)	2	Toronto, ON
Bunk Congalton (1907)	532	Guelph, ON
Frank O'Rourke (1922)	246	Hamilton, ON
Ty LaForest (1945)	220	Edmundston, NB
Matt Stairs (1995)	95	Saint John, NB
Adam Stern (2005-06)	37	London, ON
Jason Bay (2008-09)	849	Trail, BC
George Kottaras (2008-09)	112	Scarborough, ON

MOST HOME RUNS IN A SEASON BY A CARDINALS OUTFIELDER

Rk.	Player (Season)	HR
1.	Jim Edmonds (2000)	41
2.	Jim Edmonds (2004)	40
3.	Jim Edmonds (2003)	38
4.	Ryan Ludwick (2008)	37
5.	Tyler O'Neill (2021)	34

OPENING ACT

O'Neill has homered on Opening Day in each of the last 4 years, tied for the MLB record (see below).

🔥 In 2022, had 5 RBI on Opening Day on 4/7 vs. PIT...Became the 3rd Cardinal to have 5 RBI on Opening Day, joining Del Gainer (1922) and Wally Roettger (1928).

PLAYERS TO HOMER ON OPENING DAY IN 4 CONSECUTIVE SEASONS

Player	Years
Yogi Berra	1955-58
Gary Carter	1977-80
Todd Hundley	1994-97
Tyler O'Neill	2020-23

Source: Elias Sports Bureau

MOST CAREER HOME RUNS BY PLAYERS BORN IN CANADA

Rk.	Player (Years)	HR
1.	Larry Walker (1989-2005)	383
2.	Joey Votto (2007-23)	356
3.	Matt Stairs (1992-2011)	265
4.	Justin Morneau (2003-16)	247
5.	Jason Bay (2003-13)	222
6.	Jeff Heath (1936-49)	194
7.	Russell Martin (2006-19)	191
8.	Vladimir Guerrero Jr. (2019-23)	130
9.	Corey Koskie (1998-2006)	124
10.	George Selkirk (1934-42)	108
11.	Pete Ward (1962-70)	98
12.	Michael Saunders (2009-17)	81
13.	Tyler O'Neill (2018-23)	78

O, CANADA

🔥 Played for the Canadian Junior National Team in 2012.

🔥 Was a member of Team British Columbia that played in the 2012 Canada Cup Tournament in London, Ontario...Earned MVP of the Gold Medal Game.

🔥 Earned 2013 Rawlings 3rd Team All-American and 1st Team All-Region honors (Canada & Puerto Rico Region).

🔥 Earned a Gold Medal at the 2015 Pan Am Games.

🔥 Represented Canada in the 2017 and 2023 World Baseball Classics.

2023 Highlights

🔥 Hit .231 (55-for-238) with 9 HR in 72 games with STL, making 48 starts in LF, 10 in CF, and 1 as the DH.

🔥 Missed 78 games due to a pair of IL stints.

🔥 Ranked in MLB's 89th percentile in arm strength and 80th percentile in sprint speed.

🔥 Played for Canada in the World Baseball Classic, batting .615 (8-for-13) with 5 runs scored, 4 RBI, and 2 2B in 4 games.

🔥 Was the Cardinals' Opening Day starter in CF (3/30 vs. TOR)...Homed on Opening Day for the 4th consecutive season, tying the MLB record (see table above).

🔥 Placed on the 10-Day IL on 5/5 (lower back strain) and transferred to the 60-Day IL on 6/16...Played in 8 rehab games with Triple-A Memphis from 7/4-16...Reinstated from the IL on 7/20.

🔥 Hit .324 (11-for-34) with 0 HR in his first 10 games after returning from the IL (7/20-30), then hit .182 (8-for-44) with 5 HR in his next 12 games from 8/1-17.

🔥 Hit .280 (14-for-50) with 2 HR and an .877 OPS in his next 15 games from 8/18-9/8 before finishing the season 1-for-18 (.056) in his final 6 games.

🔥 Placed on the 10-Day IL on 9/17 (right foot sprain) and missed the Cardinals' final 14 games.

Personal

🔥 Full name is Tyler Alan O'Neill.

🔥 Resides in Maple Ridge, British Columbia, with his wife, Stephanie, and their 1-year-old daughter, Audrie Marilyn.

🔥 Graduated from Garibaldi Secondary School in Maple Ridge, British Columbia, Canada.

🔥 Primarily a hockey player as a child, began playing baseball because he became bored during his summers.

🔥 Is an avid fan of the Calgary Flames...His favorite player was Jarome Iginla.

🔥 Grew up playing the piano.

🔥 Attended MLB's Rookie Career Development Program after the 2017 season.

🔥 His father, Terry, is a former Mr. Canada, winning the national body building title in 1975.

In the Community

🔥 Attended Red Sox Winter Weekend in January 2024, signing autographs and posing for pictures with fans.

Tyler O'Neill, Continued

Tyler O'Neill's Career Record

YEAR	CLUB	AVG	G	AB	R	H	2B	3B	HR	RBI	SH	HBP	BB	SO	SB	CS	OBP	SLG	OPS
2013	AZL Mariners (R)	.310	28	100	12	31	5	3	1	15	0	4	12	27	2	4	.405	.450	.855
2014	AZL Mariners (R)	.000	1	2	0	0	0	0	0	0	0	0	0	1	0	0	.000	.000	.000
	Everett (A)	.400	3	10	2	4	2	0	0	2	0	0	1	5	0	0	.455	.600	1.055
	Clinton (A+)	.247	57	219	31	54	9	0	13	38	0	5	20	79	5	0	.322	.466	.788
2015	Bakersfield (A+)	.260	106	407	68	106	21	2	32	87	0	7	29	137	16	5	.316	.558	.874
2016	Jackson (AA)	.293	130	492	68	144	26	4	24	102	0	9	62	150	12	2	.374	.508	.882
2017	Tacoma (AAA)	.244	93	349	54	85	21	2	19	56	0	1	44	108	9	2	.328	.479	.807
	Memphis (AAA)	.253	37	146	23	37	5	1	12	39	0	2	10	43	5	0	.304	.548	.852
2018	Memphis (AAA)	.311	64	238	61	74	9	2	26	63	0	2	29	68	3	1	.385	.693	1.078
	ST. LOUIS	.254	61	130	29	33	5	0	9	23	0	3	7	57	2	0	.303	.500	.803
2019	Springfield (AA)	.167	6	24	4	4	1	0	2	2	0	0	0	9	0	0	.167	.458	.625
	Memphis (AAA)	.265	41	151	26	40	5	0	11	26	0	0	14	51	3	0	.325	.517	.842
	ST. LOUIS	.262	60	141	18	37	6	0	5	16	0	0	10	53	1	0	.311	.411	.722
	ST. LOUIS	.173	50	139	20	24	5	0	7	19	0	2	15	43	3	1	.261	.360	.621
2020	ST. LOUIS	.286	138	482	89	138	26	2	34	80	0	13	38	168	15	4	.352	.560	.912
2022	Memphis (AAA)	.400	5	20	3	8	2	0	1	2	0	2	0	6	0	0	.455	.650	1.105
	ST. LOUIS	.228	96	334	56	76	11	1	14	58	0	4	38	103	14	4	.308	.392	.700
2023	Memphis (AAA)	.231	8	26	4	6	1	0	0	3	0	0	5	7	0	0	.355	.269	.624
	ST. LOUIS	.231	72	238	27	55	14	0	9	21	0	0	28	67	5	0	.312	.403	.715
	Major League Totals	.248	477	1464	239	363	67	3	78	217	0	22	136	491	40	9	.318	.458	.776
	Minor League Totals	.272	579	2184	356	593	107	14	141	435	0	32	226	691	55	14	.344	.527	.871

TRANSACTIONS: Signed by the Seattle Mariners as a 3rd-round selection in the 2013 First-Year Player Draft (signed by Wayne Norton); Acquired by the St. Louis Cardinals in exchange for LHP Marco Gonzales, 7/21/2017; Acquired by the Boston Red Sox in exchange for RHPs Victor Santos and Nick Robertson, 12/8/2023; **INJURED LIST:** Left groin strain, 7/5-17/2018; Inflammation of the groin area, 8/4-14/2018; Right elbow ulnar nerve subluxation, 4/16-5/4/2019; Left wrist strain, 8/3-30/2019; Right groin strain, 4/11-23/2021; Left middle finger fracture, 5/18-27/2021; Right shoulder impingement, 5/20-6/7/2022; Left hamstring strain, 6/20-7/14/2022; Left hamstring strain, 9/17-10/6/2022; Lower back strain, 5/5-7/20/2023; Right foot sprain, 9/17-10/2/2023

Wild Card Record

YEAR	CLUB	AVG	G	AB	R	H	2B	3B	HR	RBI	SH	HBP	BB	SO	SB	CS	OBP	SLG	OPS
2020	STL vs. SD	.000	3	0	0	0	0	0	0	0	0	0	0	0	0	0	.000	.000	.000
2021	STL vs. LAD	.000	1	4	0	0	0	0	0	0	0	0	1	3	1	0	.200	.000	.200
	Wild Card Totals	.000	4	4	0	0	0	0	0	0	0	0	1	3	1	0	.200	.000	.200

World Baseball Classic Record

YEAR	CLUB	AVG	G	AB	R	H	2B	3B	HR	RBI	SH	HBP	BB	SO	SB	CS	OBP	SLG	OPS
2017	Canada	.091	3	11	0	1	0	0	0	0	0	0	1	5	0	0	.167	.091	.258
2023	Canada	.615	4	13	5	8	2	0	0	4	0	0	5	4	0	0	.722	.769	1.491
	WBC Totals	.375	7	24	5	9	2	0	0	4	0	0	6	9	0	0	.500	.458	.958

Career Fielding Record

POS	PCT.	G	GS	PO	A	E	TC	DP
OF	.976	428	372	665	16	17	698	1

Career Single-Game Highs

HITS: 4, 8/6/21 vs. KC; **DOUBLES:** 2, 4x, last 9/7/21 vs. LAD; **HOME RUNS:** 2, 5x, last 8/29/22 at CIN; **RBI:** 5, 4/7/22 vs. PIT; **RUNS SCORED:** 3, 6x, last 8/29/22 at CIN; **WALKS:** 3, 3x, last 8/14/23 vs. OAK; **STRIKEOUTS:** 4, 3x, last 8/11/22 at COL; **STOLEN BASES:** 2, 9/16/22 vs. CIN; **HITTING STREAK:** 11, 5/14-6/3/21; **EJECTIONS (0)**

Home Run Notes

MULTI-HOME RUN GAMES (5): 2-HOME RUN GAMES (5): 7/15/19 vs. PIT; 4/25/21 vs. CIN; 6/9/21 vs. CLE; 10/1/21 vs. CHC; 8/29/22 at CIN; **LEADOFF (0); GRAND SLAMS (0); PINCH-HIT (1):** 8/22/18 at LAD off Scott Alexander (8th); **EXTRA-INNING (2):** 9/22/18 vs. SF off Mark Melancon (10th); 5/11/21 at MIL off Brad Boxberger (11th); **GAME-ENDING (1):** 9/22/18 vs. SF off Mark Melancon; **INSIDE-THE-PARK (0)**

Major League Firsts

GAME: 4/19/18 at CHC (entered as a pinch-hitter in 5th inning); **HIT:** 5/18/18 vs. PHI off Yacksel Rios (single, 7th inning); **HOME RUN:** 5/19/18 vs. PHI off Luis Garcia (solo, 6th inning); **GAME-ENDING RBI:** 9/22/18 vs. SF off Mark Melancon (home run, 10th inning)

2024
Red Sox

93 LUIS PERALES

RHP



Bats: Right • **Throws:** Right • **Height:** 6-1 • **Weight:** 179

Opening Day Age: 20 • **MLB Service:** None

Born: 4/13/2003 in Guacara, VZ

Acquired: Signed as an international free agent on 7/2/2019

Contract Status: Signed through 2024

Career Highlights

- Is in his 4th professional season.
- Added to the Sox' 40-man roster on 11/14/23.
- Ranked by *Baseball America* as the Red Sox' No. 9 prospect and as having the system's best fastball...Also ranked by *BA* as a top Sox prospect (No. 17) and as having the minor league system's best fastball entering 2023.
- Has averaged at least 10.00 SO/9.0 IP for each minor league team he has played for (11.87 career).
- Was the youngest Red Sox player invited to Major League Spring Training camp in 2024 (20 years old).
- Has been named his league's Pitcher of the Week twice: Florida Complex League (7/11-17/22) and Carolina League (6/12-18/23)...Was also tabbed FCL Pitcher of the Month for July 2022.

2023 Highlights

- Was 4-7 with a 3.91 ERA (39 ER/89.2 IP) and 115 SO (11.54 SO/9.0 IP) between Single-A Salem (13 GS) and High-A Greenville (8 GS).
- Made 9 starts in which he threw 5.0+ innings and allowed 0 ER (6 times) or 1 ER (3 times)...Made 3 starts of 5.0+ innings and only 1 hit allowed.
- Recorded at least 10 SO in a game 3 times, the first such outings of his career.
- Opened the season with Salem...Allowed 7 ER over 3.0 IP in his first 2 starts, but in his remaining 11 starts with the club he posted a 2.15 ERA, 1.05 WHIP, and .169 opponent AVG (50.1 IP, 12 ER, 30 H, 2 HR, 23 BB, 66 SO).
- Recorded 10 SO and 0 BB on 5/27 vs. Fredericksburg.
- In 5 starts with Salem from 6/10-7/8, went 4-0 with a 0.68 ERA, 0.60 WHIP, and .092 opponent AVG (26.2 IP, 2 ER, 8 H, 8 BB, 36 SO)...Threw 5.0+ innings and allowed 3 hits or fewer in each of those outings.
- Named Carolina League Pitcher of the Week for 6/12-18.
- Recorded a career-high 12 SO on 7/2 at Fredericksburg.
- Promoted to Greenville on 7/14.
- With the Drive, made 3 starts of 5.0+ innings and 1 or 0 runs allowed...Did not earn a decision in any of those.

BASEBALL AMERICA TOP RED SOX PITCHING PROSPECTS

Overall	Pitcher	Throws
7.	Wikelman Gonzalez	RHP
9.	Luis Perales	RHP
11.	Richard Fitts	RHP

PERALES'S 6 STARTS FROM JUNE 10-JULY 21, 2023

Game	Stats
6/10 at COL	5.0 IP, 0 R, 1 H, 0 BB, 7 SO
6/17 vs. DEL	6.0 IP, 0 R, 1 H, 1 BB, 7 SO
6/24 vs. DE	5.2 IP, 2 R, 3 H, 1 BB, 6 SO
7/2 at FBG	5.0 IP, 0 R, 2 H, 2 BB, 12 SO
7/8 at LYN	5.0 IP, 0 R, 1 H, 4 BB, 4 SO
7/21 vs. ASH-G1	5.0 IP, 1 R, 5 H, 0 BB, 5 SO
Totals:	0.85 ERA, 31.2 IP, 3 R, 13 H

Personal

- Full name is Luis Alexis Perales.

In the Community

- Participated in the Red Sox Rookie Development Program in January 2024...The program included an RBI clinic with the Red Sox Foundation and a visit to Boston Children's Hospital.
- Attended Red Sox Winter Weekend in January 2024, signing autographs and posing for pictures with fans.

Luis Perales's Career Record

YEAR	CLUB	W-L	ERA	G	GS	SV	IP	H	R	ER	HR	HB	BB	SO	SO/9	WHIP	AVG
2021	DSL Red Sox (R)	0-0	4.50	1	1	0	2.0	1	1	1	0	0	1	3	13.50	1.00	.143
2022	FCL Red Sox (R)	0-1	1.08	9	7	0	25.0	10	4	3	0	1	9	34	12.24	0.76	.120
	Salem (A)	0-1	3.38	4	4	0	10.2	10	7	4	1	1	11	16	13.50	1.97	.250
2023	Salem (A)	4-4	3.21	13	13	0	53.1	38	22	19	2	1	28	71	11.98	1.24	.197
	Greenville (A+)	0-3	4.95	8	8	0	36.1	39	24	20	8	1	22	44	10.90	1.68	.275
	Minor League Totals	4-9	3.32	35	33	0	127.1	98	58	47	11	4	71	168	11.87	1.13	.211

TRANSACTIONS: Signed by the Boston Red Sox as an international free agent, 7/2/2019 (signed by Lenin Rodriguez and Rolando Pino)

Luis
Perales

37 NICK PIVETTA

RHP



Bats: Right • **Throws:** Right • **Height:** 6-5 • **Weight:** 212

Opening Day Age: 31 • **MLB Service:** 5 years, 166 days

Born: 2/14/1993 in Victoria, British Columbia, Canada

Acquired: From the Phillies in a 4-player trade on 8/21/2020

Contract Status: Signed through 2024

The Rundown

🔥 Is in his 8th MLB season...Is his 5th season in the Red Sox organization, his 4th full season.

🔥 Originally selected by the Nationals in the 4th round of the 2013 June Draft...Traded to the Phillies on 7/28/15 and to the Red Sox on 8/21/20.

🔥 Made his ML debut in 2017...Made Opening Day rosters in each season from 2018-23.

🔥 Has served as the Red Sox' MLBPA union representative in each of the last 2 seasons (2022-23).

🔥 Since the start of 2021, leads the Sox in starts (79), innings pitched (477.1), and wins (29)...The Sox are 40-41 in his starts, including five 1-0 losses.

🔥 Is 1 of only 8 pitchers to strike out 175+ batters in each of the last 3 seasons, and 1 of only 7 Red Sox ever to record 175+ SO in as many as 3 consecutive seasons (see table on next page).

🔥 Has made 30+ starts in a season 3 times: 32 in 2018, 30 in 2021, and 33 in 2022...Has tossed 2 complete games: 6/18/19 vs. CIN (9.0 IP) and 5/18/22 vs. HOU (9.0 IP).

Additional Career Highlights

🔥 Began his Red Sox career 8-0 with a 3.53 ERA...The Sox went 11-1 in his first 12 starts after acquiring him from PHI, marking the only time in club history the Sox have won 11 of a pitcher's first 12 starts with the team (source: Elias).

🔥 Pitched for Team Canada in the 2017 World Baseball Classic, making 1 start against Colombia.

🔥 Has twice started the Little League Classic at Bowman Field in Williamsport, PA: 8/19/18 vs. NYM and 8/21/22 at BAL.

🔥 Has struck out 10+ batters in a ML game 12 times, including 13 SO on 6/18/18 vs. STL and 7/17/23 at OAK.

🔥 In 2022, set career highs in wins (10), starts (33), and innings pitched (179.2)...Led the Red Sox in each category, as well as in strikeouts (175)...Also led Sox pitchers in starts of 5.0+ IP (25), 6.0+ IP (12), 7.0+ IP (7), and 8.0+ IP (2), as well as starts with 10+ strikeouts (2).

🔥 Tossed his 2nd career complete game on 5/18/22 vs. HOU (9.0 IP, 1 R, 2 H)...After allowing a 1st-inning leadoff HR to Jose Altuve on the 10th pitch, retired his next 18 batters...Prior to Pivetta, the most recent Red Sox to allow a leadoff HR in a complete game were Doug Fister (8/22/17 at CLE) and Al Nipper (6/10/87 at BAL).

🔥 On 4/28/21 at NYM, as a batter, had a 10-pitch at-bat vs. Jacob deGrom (strikeout swinging), tied for the longest by a Sox pitcher in Interleague play (also Clay Buchholz, 6/18/15 at ATL).

MOST INNINGS PITCHED IN THE A.L., 2021-2023

Rk.	Pitcher	Inn.
1.	Gerrit Cole	591.0
2.	José Berríos	553.2
3.	Jordan Lyles	536.2
4.	Framber Valdez	534.0
5.	Dylan Cease	526.2
6.	Lucas Giolito	524.2
7.	Logan Gilbert	495.2
8.	Nick Pivetta	477.1

2023 MLB LEADERS IN STRIKEOUT % (MIN. 125.0 IP)

Rk.	Player	SO%
1.	Spencer Strider (ATL)	36.8%
T2.	Blake Snell (SD)	31.5%
T2.	Shohei Ohtani (LAA)	31.5%
4.	Nick Pivetta (BOS)	31.2%

PIVETTA'S 2023 BY DATE

Stat	Start-5/24	5/25-End
Innings	45.1	97.1
ERA	6.15	3.05
Opp. AVG	.265	.179
WHIP	1.48	0.96
SO%	23.4	38.9
HR/9.0 IP	1.99	1.20

WHAT A RUN

🔥 In 2023, during a 15-game span from 5/28-7/25, Pivetta posted a 1.51 ERA while leading the majors (min. 30.0 IP) in opponent AVG (.109), WHIP (0.79), and strikeout rate (38.5%).

🔥 In 2022, during an 11-start stretch from 5/7-6/29, he went 8-1 with a 1.95 ERA, 0.92 WHIP, and .184 opponent AVG.

🔥 In his first 12 starts with the Red Sox from 2020-21, he was 8-0 with a 3.53 ERA...The Sox went 11-1 in those games, marking the only time in club history they have won 11 of a pitcher's first 12 starts with the team (source: Elias).

PITCHERS WITH 175+ STRIKE-OUTS IN EACH OF THE LAST THREE SEASONS (2021-2023)

Pitcher	Season Totals
Corbin Burnes	234, 243, 200
Dylan Cease	226, 227, 214
Gerrit Cole	243, 257, 222
Kevin Gausman	227, 205, 237
Lucas Giolito	201, 177, 204
Charlie Morton	216, 205, 183
Aaron Nola	223, 235, 202
Nick Pivetta	175, 175, 183

MOST CONSECUTIVE SEASONS WITH 175+ STRIKEOUTS, RED SOX PITCHERS

Pitcher	Seasons
Roger Clemens	7 (1986-92)
Jon Lester	3 (2009-11)
Pedro Martinez	3 (1998-2000, 2002-04)
Nick Pivetta	3 (2021-23)
Rick Porcello	3 (2016-18)
Chris Sale	3 (2017-19)
Cy Young	3 (1903-05)

Postseason Highlights

🔥 Made his Postseason debut in 2021 and went 1-0 with a 2.63 ERA, 1.02 WHIP, and .188 opponent AVG in 3 appearances (1 GS, 13.2 IP, 9 H, 4 R, 5 BB, 14 SO).

🔥 Pitched 4.2 innings of relief in Game 1 of the 2021 ALDS, allowing 3 runs in the Sox' 5-0 loss...Was the 8th Red Sox in Postseason history with 4.2+ IP in relief.

🔥 Tossed scoreless 10th through 13th innings and earned the win in Game 3 of the 2021 ALDS vs. TB (4.0 IP, 3 H, 1 BB, 7 SO)...Was the 5th Red Sox pitcher with 4.0+ scoreless IP in relief during a Postseason game (see table on right).

🔥 Made his 1st career Postseason start in Game 4 of the 2021 ALCS vs. HOU (5.0 IP, 2 H, 1 R, 3 SO)...Was the 4th Sox pitcher in ALCS history to allow no more than 2 hits and 2 runs over 5.0+ IP, joining Pedro Martinez (1999-G3), Tim Wakefield (2003-G1), and Derek Lowe (2004-G7).

Minor League Career Highlights

🔥 Is a 3-time mid-season All-Star: 2014 (South Atlantic League), 2015 (Carolina League), and 2016 (Eastern League).

🔥 Named his league's Pitcher of the Week on 6/23/14 (South Atlantic) and 5/19/19 (International)...Named Phillies Minor League Pitcher of the Week for 4/6-16/17.

🔥 Ranked by *Baseball America* as a top prospect in his organization in 2014 (No. 22, WSH), 2015 (No. 10, WSH), 2016 (No. 15, PHI), and 2017 (No. 12, PHI).

🔥 Tossed 6.0 hitless innings for Single-A Hagerstown on 6/20/14 at Greensboro.

TOUGH LUCK

Pivetta has started a 1-0 loss for the Red Sox 5 times (see list below).

🔥 Since the start of 2021, that is the most such starts in MLB, ahead of 7 pitchers with 3 each.

🔥 Only 4 other pitchers in Sox history have started as many as five 1-0 losses, none since 1960: Cy Young (6), Dutch Leonard (6), George Winter (5), and Tom Brewer (5).

Game	Stats
6/24/21 at TB	6.2 IP, 0 H, 0 R
8/7/21 at TOR-G1	6.0 IP, 1 H, 0 R
9/7/22 at TB	5.0 IP, 2 H, 1 R
4/10/23 at TB	5.0 IP, 3 H, 0 R
9/23/23 vs. CWS	7.0 IP, 3 H, 0 R

RED SOX TO ALLOW 0 RUNS IN 4.0+ RELIEF INNINGS IN THE POSTSEASON

Pitcher	Game	IP
Nick Pivetta	2021 ALDS Game 3	4.0
David Price	2017 ALDS Game 3	4.0
Pedro Martinez	1999 ALDS Game 5	6.0
Tex Hughson	1946 World Series Game 6	4.1
Ray Collins	1912 World Series Game 6	7.0

RED SOX PITCHERS BORN IN CANADA

Pitcher	Years	Birthplace
Win Kellum	1901	Waterford, ON
Oscar Judd	1941-45	London, ON
Phil Marchildon	1950	Penetanguishene, ON
Ted Bowsfield	1958-60	Vernon, BC
Reggie Cleveland*	1974-78	Swift Current, SK
Fergie Jenkins	1976-77	Chatham, ON
Mike Gardiner	1991-92	Sarnia, ON
Peter Hoy	1992	Brockville, ON
Paul Quantrill	1992-94	London, ON
Rheal Cormier*	1995, '99-00	Moncton, NB
Eric Gagne*	2007	Montreal, QC
Erik Bedard	2011	Navan, ON
Ryan Dempster*	2013	Sechelt, BC
Nick Pivetta*	2020-23	Victoria, BC
James Paxton	2023	Ladner, BC

*Pitched for Boston in the Postseason

Nick Pivetta

Nick Pivetta, Continued

2023 Highlights

- 🔥 Completed his 4th season with the Red Sox, his 3rd full season with the club.
- 🔥 Named BoSox Club Man of the Year for contributions to the success of the Red Sox and for cooperation and efforts in community endeavors.
- 🔥 Posted a career-low 4.04 ERA across 38 games (16 starts), as well as career bests in opponent AVG (.208), WHIP (1.12), and strikeout rate (31.2%).
- 🔥 Led the Red Sox in strikeouts (183) and ranked 2nd in innings (142.2).
- 🔥 In 16 starts, posted a 4.66 ERA, 1.22 WHIP, and .234 opponent AVG (87.0 IP, 45 ER, 77 H, 105 SO, 29 BB)... Posted a 1.75 ERA in his final 4 starts (see box on right).
- 🔥 In 22 relief appearances, posted a 3.07 ERA, 0.97 WHIP, and .166 opponent AVG (55.2 IP, 19 ER, 33 H, 78 SO, 21 BB).
- 🔥 Recorded 5 scoreless outings of 5.0+ innings, tied for most on the Red Sox (3 starts, 2 relief appearances).
- 🔥 Among the 94 pitchers with at least 125.0 IP, ranked 4th in strikeout rate (31.2%), 3rd in SO/9.0 IP (11.54), and 6th in opponent AVG (.207).
- 🔥 Ranked T-5th in the AL with four 10-strikeout appearances, behind Kevin Gausman (9), Joe Ryan (6), Shohei Ohtani (6), and Gerrit Cole (5).
- 🔥 In the 7th inning and later, held opponents to a .132 AVG and .552 OPS (10-for-76, 3 HR).

2023 Timeline

- 🔥 Made 5 starts during Spring Training (17.2 IP, 12 ER, 21 SO).
- 🔥 Started the Sox' 5th game of the season on 4/4 vs. PIT (L, 5.0 IP, 3 H, 3 R, ER, 3 BB, 6 SO).
- 🔥 Tossed 5.0 scoreless innings on 4/10 at TB but received no decision in a 1-0 loss (see box on previous page).
- 🔥 Retired each of the first 6 batters he faced en route to his 1st win of the season on 4/21 at MIL (5.2 IP, 3 R).
- 🔥 Tossed his 1st quality start of the season on 5/3 vs. TOR (W, 6.0 IP, 3 R).
- 🔥 Allowed 7 ER in 4.0 IP on 5/9 at ATL, then 4 ER in 5.1 IP on 5/16 vs. SEA...His next 17 outings came in relief from 5/21-7/5.
- 🔥 Allowed 3 ER over 5.1 IP in his first 2 relief outings, then in his next 15 from 5/28-7/25 he posted a 1.51 ERA, .109 opponent AVG, 0.79 WHIP, and 38.5% strikeout rate.
- 🔥 Retired each of his 9 batters faced on 6/18 vs. NYY-G1.
- 🔥 Struck out 6 of his first 7 batters faced on 6/28 vs. MIA over 3.1 IP in relief, before a rain delay.
- 🔥 On 7/17 at OAK, threw 6.0 hitless innings and set a franchise record for strikeouts in a relief appearance (13), becoming the 1st pitcher in MLB history to strike out 13+ and not allow a hit in a relief outing (source: Elias).
- 🔥 Recorded his 10th career 10-strikeout game in a season-high 7.1 IP on 7/31 at SEA (5 H, 3 R, 10 SO)...Also threw a season-high 104 pitches.
- 🔥 Posted a 6.43 ERA in August (15 ER/21.0 IP), after recording a 1.91 ERA in July (6 ER/28.1 IP).
- 🔥 Recorded his 3rd career save on 9/2 at KC, pitching the game's final 3.0 innings (3.0 IP, 2 H, R, 5 SO).

JULY OF NOTE

Nick Pivetta had 43 SO in July 2023 and started only 1 game. That is the most strikeouts by a player with 0 or 1 starts in a month since Dick Radatz had 45 in May of 1964.

Source: Elias Sports Bureau

RECORD BREAKER

- 🔥 On 7/17/23 at OAK, Pivetta threw 6.0 hitless innings and set a franchise record for strikeouts in a relief appearance (13)... He became the 1st pitcher in MLB history to strike out 13+ and not allow a hit in a relief outing (source: Elias).
- 🔥 His 13 SO were tied for 5th most by a reliever in MLB history, the most since Randy Johnson on 7/18/01 at SD (16).
- 🔥 Became the 3rd Red Sox to strike out 10+ batters and allow 0 hits in a game, joining Hideo Nomo (4/4/2001 at BAL; 9.0 IP, 11 SO) and Smoky Joe Wood (7/29/1911 vs. STL-G1; 9.0 IP, 12 SO).

FINAL FOUR

Over his last 4 starts of the 2023 season, Pivetta posted a 1.75 ERA and .149 opponent AVG (25.2 IP, 13 H, 5 R, 3 BB, 33 SO).

- 🔥 Ended the season on a 15.1-inning scoreless streak.
- 🔥 Became the 4th Red Sox pitcher to throw 7.0+ scoreless innings in each of his final 2 starts of a season, joining Cy Young (1904), Mel Parnell (1953), and Roger Clemens (1987).
- 🔥 Was the only Red Sox pitcher to throw 7.0+ scoreless innings in consecutive outings in 2023, and 1 of only 11 pitchers in MLB to do so.

Game	Stats
9/12 vs. NYY-G1	5.1 IP, 3 R, 1 BB, 10 SO
9/17 at TOR	6.1 IP, 2 R, 0 BB, 6 SO
9/23 vs. CWS	7.0 IP, 0 R, 1 BB, 7 SO
9/29 at BAL	7.0 IP, 0 R, 1 BB, 10 SO
Totals:	1.75 ERA, 3 BB, 33 SO, .149 AVG

- 🔥 Recorded his 50th career win on 9/29 at BAL (7.0 IP, 2 H, BB, 10 SO)...Became the 15th Canadian-born pitcher to reach the milestone (previous: James Paxton in 2019).
- 🔥 Over his last 4 starts of the season, posted a 1.75 ERA and .149 opponent AVG (25.2 IP, 13 H, 5 R, 3 BB, 33 SO).

PIVETTA'S FIRST 12 STARTS WITH THE RED SOX

Game	Result	Stats
9/22/20 vs. BAL	W8-3	5.0 IP, 1 ER
9/27/20 at ATL	W9-1	5.0 IP, 1 ER
4/5/21 vs. TB	W11-2	5.0 IP, 0 ER
4/11/21 at BAL	W14-9	6.0 IP, 4 ER
4/17/21 vs. CWS	W7-4	3.2 IP, 2 ER
4/22/21 vs. SEA	L3-7	6.0 IP, 2 ER
4/28/21 at NYM	W1-0	5.0 IP, 0 ER
5/4/21 vs. DET	W11-7	5.0 IP, 3 ER
5/9/21 at BAL	W4-3	6.0 IP, 2 ER
5/14/21 vs. LAA	W4-3	6.0 IP, 2 ER
5/20/21 at TOR	W8-7	5.0 IP, 4 ER
5/26/21 vs. ATL	W9-5	6.0 IP, 4 ER

Team Record: 11-1

Pivetta's Stats: 8-0, 3.53 ERA

👉 The Sox went 11-1 in his first 12 starts after acquiring him from PHIL...It marks the only time in club history the Sox have won 11 of a pitcher's first 12 starts with the team (source: Elias).

👉 Became the 3rd pitcher to go unbeaten in his first 12 starts with the Red Sox (8-0), joining Mike Nagy in 1969 (12 GS) and Matt Clement in 2005 (12 GS).

👉 Prior to Pivetta, the last time the Sox won each of a pitcher's first 5 starts with the club was 2002 (John Burkett, first 9).

👉 Became the 6th pitcher to throw 5.0+ innings and allow 1 or 0 runs in each of his first 3 outings with BOS, joining Bullet Joe Bush (1918), Tim Wakefield (1995), Pedro Martinez (1998), Eduardo Rodriguez (2015), and Tanner Houck (2020).

👉 Started 2021 6-0 with a 3.86 ERA... Was the 1st Red Sox starter to begin a season 6-0 or better since Jon Lester (6-0) and Clay Buchholz (11-0) in 2013.

Personal

- 👉 Full name is Nicholas Johncarlo Pivetta.
- 👉 He and his wife have a Yorkshire terrier named Tucker.
- 👉 Graduated in 2011 from Lambrick Park High School... Missed his senior baseball season due to an elbow injury and received only one scholarship offer (New Mexico Junior College)... Graduated in 2013 from NMJC.
- 👉 Was a member of the Canadian Junior National Team from 2009-12.
- 👉 His idol was Roy Halladay, though he never got to meet him... As a kid, watched a lot of Blue Jays games, most of which started shortly after he got home from school.

NICK AND THE BABE

On 6/24/21 at TB, Pivetta was removed after allowing 0 hits and 0 runs in 6.2 IP (100 pitches). He was the 2nd Red Sox starter to be removed from a game with 0 hits allowed in 6.0+ innings, joining Babe Ruth on 5/20/1916 vs. STL (6.0 IP).

RED SOX TO MAKE AS MANY AS 5 STARTS WITH 5.0+ IP, 0 RUNS, AND 2 OR FEWER HITS ALLOWED, SINGLE SEASON

Pitcher	Starts (Season)
Pedro Martinez	7 (2002)
Pedro Martinez	5 (2000)
Derek Lowe	5 (2002)
Nick Pivetta	5 (2021)

Pivetta was 1 of 4 pitchers to make as many as 5 scoreless starts with 5.0+ IP and 2 or fewer hits allowed in 2021 (also Freddy Peralta-6, Carlos Rodón-6, and Max Scherzer-5).

DROP A LINE

"[Fishing is] something I do to kind of clear my head, get away from everything, kind of just focus on just a relaxed mind, being in nature, putting your legs in the water, just kind of being spiritually in tuned with the earth ... It's something I did at a young age, it's something I still do today ... Hopefully I can get to a tournament one day—I think that would be a lot of fun." - Nick Pivetta on NESN's *My Story*

In the Community

- 👉 Named 2023 BoSox Club Man of the Year for contributions to the success of the Red Sox and for cooperation and efforts in community endeavors.
- 👉 Visited Boston Children's Hospital with teammate Reese McGuire on 10/4/22.
- 👉 Recorded a public service announcement for the Greater Boston Food Bank in 2021.



Nick Pivetta, Continued

Nick Pivetta's Career Record

YEAR	CLUB	W-L	ERA	G	GS	SV	IP	H	R	ER	HR	HB	BB	SO	SO/9	WHIP	AVG
2013	GCL Nationals (R)	1-0	2.13	4	3	0	12.2	11	4	3	0	0	2	8	5.68	1.03	.234
	Auburn (A-)	0-1	3.38	5	5	0	21.1	19	8	8	1	1	11	17	7.17	1.41	.238
2014	Hagerstown (A)	13-8	4.22	26	25	0	132.1	142	66	62	15	6	39	98	6.68	1.37	.277
	Potomac (A+)	7-4	2.29	15	14	0	86.1	70	29	22	4	2	29	72	7.53	1.15	.225
2015	Harrisburg (AA)	0-2	7.20	3	3	0	15.0	19	12	12	4	0	9	6	3.60	1.87	.311
	Reading (AA)	2-2	7.31	7	7	0	28.1	32	24	23	4	3	19	25	7.94	1.80	.294
	Lehigh Valley (AAA)	11-6	3.41	22	22	0	124.0	108	50	47	10	6	41	111	8.06	1.20	.235
2016	Lehigh Valley (AAA)	1-2	2.55	5	5	0	24.2	20	7	7	2	2	10	27	9.85	1.22	.233
	PHILADELPHIA	5-0	1.41	5	5	0	32.0	25	6	5	1	1	2	37	10.41	0.84	.208
2017	PHILADELPHIA	8-10	6.02	26	26	0	133.0	144	91	89	25	4	57	140	9.47	1.51	.281
	PHILADELPHIA	7-14	4.77	33	32	0	164.0	163	91	87	24	5	51	188	10.32	1.30	.261
2018	PHILADELPHIA	4-6	5.38	30	13	1	93.2	103	64	56	20	4	39	89	8.55	1.52	.278
	Lehigh Valley (AAA)	5-1	3.07	9	6	0	41.0	23	14	14	2	1	22	58	12.73	1.10	.164
2019	PHILADELPHIA	0-0	15.88	3	0	0	5.2	10	10	10	3	1	1	4	6.35	1.94	.385
	BOSTON	2-0	1.80	2	2	0	10.0	8	2	2	1	0	5	13	11.70	1.30	.216
2021	BOSTON	9-8	4.53	31	30	1	155.0	137	80	78	24	5	65	175	10.16	1.30	.234
2022	BOSTON	10-12	4.56	33	33	0	179.2	175	91	91	27	5	73	175	8.77	1.38	.253
2023	BOSTON	10-9	4.04	38	16	1	142.2	110	69	64	23	6	50	183	11.54	1.12	.208
Major League Totals		50-59	4.86	196	152	3	883.2	850	498	477	147	30	341	967	9.85	1.35	.252
Minor League Totals		45-26	3.53	101	95	0	517.2	469	220	203	43	22	184	459	7.98	1.26	.244
Red Sox Totals		31-29	4.34	104	81	2	487.1	430	242	235	75	16	193	546	10.08	1.28	.234

2024
Red Sox

TRANSACTIONS: Signed by the Washington Nationals as a 4th-round selection in the 2013 June Draft (signed by Mitch Sokol); Acquired by the Philadelphia Phillies in exchange for RHP Jonathan Papelbon and cash considerations, 7/28/2015; Acquired by the Boston Red Sox with RHP Connor Seabold in exchange for RHPs Brandon Workman and Heath Hembree, cash considerations, and a player to be named later or cash considerations, 8/21/2020; **INJURED LIST:** COVID-19 Related Injured List, 5/12/2021 and 9/5-11/2021

Postseason Record

W-L	ERA	G	GS	SV	IP	H	R	ER	HR	HB	BB	SO	SO/9	WHIP	AVG
1-0	2.63	3	1	0	13.2	9	4	4	3	0	5	14	9.23	1.02	.188

Wild Card Record

YEAR	CLUB	W-L	ERA	G	GS	SV	IP	H	R	ER	HR	HB	BB	SO	SO/9	WHIP	AVG
2021	BOS vs. NYY	-	-	0	0	-	-	-	-	-	-	-	-	-	-	-	-

Division Series Record

YEAR	CLUB	W-L	ERA	G	GS	SV	IP	H	R	ER	HR	HB	BB	SO	SO/9	WHIP	AVG
2021	BOS vs. TB	1-0	3.12	2	0	0	8.2	7	3	3	2	0	3	11	11.42	1.15	.226

League Championship Series Record

YEAR	CLUB	W-L	ERA	G	GS	SV	IP	H	R	ER	HR	HB	BB	SO	SO/9	WHIP	AVG
2021	BOS vs. HOU	0-0	1.80	1	1	0	5.0	2	1	1	1	0	2	3	5.40	0.80	.118

World Baseball Classic Record

YEAR	CLUB	W-L	ERA	G	GS	SV	IP	H	R	ER	HR	HB	BB	SO	SO/9	WHIP	AVG
2017	Canada	0-0	2.25	1	1	0	4.0	5	1	1	0	0	0	1	2.25	1.25	.333

Career Single-Game Highs

INNINGS: 9.0, 2x, last 5/18/22 vs. HOU; **STRIKEOUTS:** 13, 2x, last 7/17/23 at OAK; **HITS:** 11, 7/19/21 at TOR; **RUNS:** 9, 7/14/17 at MI; **WALKS:** 5, 3x, last 8/30/21 at TB; **HOME RUNS:** 4, 6/12/21 vs. TOR; **SCORELESS INNINGS STREAK:** 18.0, 9/18/17-3/30/18; **EJECTIONS (0)**

Major League Firsts

APPEARANCE: 4/30/17 at LAD (5.0 IP, start); **STRIKEOUT:** 4/30/17 at LAD (Adrian Gonzalez, swinging); **WIN:** 6/5/17 at ATL (5.0 IP); **SAVE:** 8/3/19 vs. CWS (2.0 IP)

43 CEDDANNE RAFAELA

INF/OF



Bats: Right • **Throws:** Right • **Height:** 5-9 • **Weight:** 162

Opening Day Age: 23 • **MLB Service:** 35 days

Born: 9/18/2000 in Willemstad, Curaçao

Acquired: Signed as an international free agent on 7/2/2017

Contract Status: Signed through 2024

The Rundown

- Invited to Major League Spring Training camp in 2023 and 2024... Was the youngest player on the Sox' 40-man roster entering camp in 2023 (22 years old).
- Added to the Red Sox' 40-man roster on 11/15/22.
- Made his MLB debut in August 2023, becoming the 2nd player born in Curaçao to play for the Red Sox (also Kenley Jansen) and the 17th to play in the majors.
- In the minors, has made 226 starts in CF, 75 at 3B, 71 at SS, 22 at 2B, 9 in LF, and 1 in RF (see career defensive highlights in box on right).
- Ranked by *Baseball America* as a top 100 prospect entering 2023 (No. 71) and 2024 (No. 94).
- Was ranked by *Baseball America* as a top 30 Red Sox prospect entering 2020 (No. 24), 2021 (No. 29), and 2022 (No. 22) before climbing to No. 4 in the 2022 mid-season rankings update...Entered 2023 as the club's No. 3 prospect and began 2024 at No. 4.
- Rated by *Baseball America* as the Red Sox minor league system's best defensive outfielder.

Additional Career Highlights

- Has been recognized by the Red Sox as the organization's Minor League Defensive Player of the Year (2021, '22) and Minor League Base Runner of the Year (2023).
- Has stolen 20+ bases in each of the last 3 years, including 36 in 2023 (career: 115-for-147, 78.2%).
- In 2022, named Red Sox Minor League Player of the Year by *Baseball America* and the Boston Baseball Writers.
- Named to the 2022 SiriusXM All-Star Futures Game.
- Was the only minor leaguer in 2022 with 30+ 2B, 10+ 3B, and 20+ HR.
- Began the 2022 season with High-A Greenville, where he homered in each of his first 2 games and hit 6 HR in his first 11 games...Earned South Atlantic League Player of the Week honors for 4/11-17.
- Tabbed Red Sox Minor League Base Stealer of the Month for May 2021 and Minor League Hitter of the Month for April 2022.
- In 2021, led Red Sox minor leaguers in triples (9) and stolen bases (23)...Led Low-A East in triples.
- In 2019, led the GCL Red Sox in HR (6), triples (tied, 4), hits (tied, 38), runs (30), games (tied, 41), and total bases (tied, 65).
- Named a Dominican Summer League Mid-Season All-Star in 2018...Led the DSL Red Sox1 in HR (3), RBI (28), and stolen bases (19).
- Played 19 games for Caguas in the Puerto Rican Winter League following the 2022 season.

RAFAELA'S LAST 2 MINOR LEAGUE SEASONS (2022-23)

Stat	2022	2023
Games	116	108
AVG	.299	.302
OPS	.880	.869
Runs	82	80
Doubles	32	31
HR	21	20
RBI	86	79
Steals	28	36

RED SOX TOP 100 PROSPECTS ENTERING 2024

Player	MLB Pipeline	Baseball America
SS Marcelo Mayer	No. 15	No. 14
OF Roman Anthony	No. 24	No. 21
C Kyle Teel	No. 40	No. 62
INF/OF Ceddanne Rafaela	No. 76	No. 94

IN HIS DEFENSE

- Alex Speier of *The Boston Globe* wrote in September 2022, "A scout for a rival American League team said that his organization already pegged Rafaela as a near-elite outfielder whose skills rival that of all but a few big leaguers. A National League executive said that his organization, based on a combination of statistical data and in-person evaluations, graded Rafaela as **'literally off of our scale'** in terms of defensive impact."
- Rated by *Baseball America* as the best defensive outfielder in the Sox system in 2021, '22, '23, and '24.
 - Twice honored as the Sox' Minor League Defensive Player of the Year (2021, '22).
 - 2-time Red Sox Minor League Defensive Player of the Month (July 2018, July 2021).
 - Named Double-A Portland's 2022 Defensive Player of the Year.
 - Made a home run-robbing catch while playing CF on 7/8/22 at Binghamton, which was nominated for MiLB Play of the Month for July.
 - Won Double-A Portland's Play of the Week on 8/2/22 for his sliding, over-the-shoulder catch while playing SS on 7/29 at Hartford.

Ceddanne Rafaela

Ceddanne Rafaela, Continued

2023 Highlights

- 👉 Made his MLB debut in August.
- 👉 Played in 28 MLB games...Appeared defensively in CF (11 starts) and at SS (5 starts) and 2B (1 start).
- 👉 Became the 1st Curaçaoan-born position player to play for the Red Sox and the 2nd player overall (also Kenley Jansen).
- 👉 Also played 108 games between Double-A Portland and Triple-A Worcester, batting .302 with an .869 OPS, 31 2B, 20 HR, and 36 SB.
- 👉 Was 1 of only 6 minor leaguers to hit at least .300 with 20+ HR and 20+ steals.
- 👉 Was named 2023 Red Sox Minor League Base Runner of the Year by the organization.
- 👉 Finished the season ranked as a Red Sox top prospect by *Baseball America* (No. 6) and MLB.com (No. 3)...Also ranked as a Top 100 prospect by MLB.com (No. 72).

2023 Timeline

- 👉 Was invited to his 1st ML Spring Training camp...At the start of camp, was the youngest player on the Sox' 40-man roster (22 years old).
- 👉 Began the season with Double-A Portland, slashing .294/.332/.441/.773 across 60 games from 4/6-6/24 (72-for-245, 40 R, 18 2B, 6 HR, 37 RBI, 14 BB, 30 SB).
- 👉 Set a Double-A Portland franchise record with 6 stolen bases on 5/13 vs. Somerset (see box on right).
- 👉 Recorded a season-high-tying 14-game hitting streak from 5/25-6/9 (.368 AVG, 21-for-57, 5 2B, 4 HR).
- 👉 In June with Portland, hit .364 with a .965 OPS in 19 games (28-for-77, 13 R, 8 2B, 3 HR, 11 RBI, 3 BB, 10 SB).
- 👉 Was promoted to Worcester on 6/28.
- 👉 Reached base in a season-high 21 consecutive games from 6/29-G2-7/27.
- 👉 Recorded his only 2-HR game of 2023 on 7/7 vs. Syracuse (3-for-5, 2 R, 2 HR, 3 RBI).
- 👉 Recorded a 2nd season-long 14-game hitting streak from 7/7-27 (.383 AVG, 23-for-60, 7 2B, 2 3B, 4 HR).
- 👉 During his time in Worcester from 6/29-8/27, led Triple-A in XBH (30) and TB (123), and ranked T-2nd in HR (14), T-3rd in RBI (42), T-4th in runs (40), and 5th in hits (62).
- 👉 Became the 1st WooSox player to homer in 5 straight games, from 8/1-5.
- 👉 Was recalled from Worcester on 8/28 and made his MLB debut that night vs. HOU, entering in CF in the 8th inning... Singled in his 1st career PA in the bottom of that inning.
- 👉 Recorded his 1st career RBI and run scored on 8/29 vs. HOU (RBI double in 6th inning).
- 👉 Recorded his 1st career 3-hit game on 9/5 at TB (singles in 1st, 6th, and 11th innings).
- 👉 Homered and doubled in back-to-back games vs. NYY on 9/12-G2 and 9/14-G1...Became the 1st Red Sox to record a double and HR in back-to-back games within their first 14 career games.
- 👉 Hit a 1st-pitch leadoff HR on 9/12 vs. NYY-G2 for his 1st career HR...Became the 1st Red Sox to hit their 1st career HR leading off the game since David Murphy on 9/17/06 at NYY-G1.
- 👉 Finished the season in an 0-for-17 stretch, which began 9/24 vs. CWS...Before that span, had been 20-for-66 (.303).

UP THE MIDDLE

On 9/12 vs. NYY, Rafaela started Game 1 of a doubleheader at SS and then started Game 2 in CF. According to Elias, the only other Red Sox player ever to start both games of a doubleheader—one at SS and the other in CF—is Felix Mantilla on 8/9/1964 at CWS.

In Game 2 of the doubleheader on 9/12, Rafaela led off the bottom of the 1st inning with a HR. Prior to him, the most recent Red Sox to hit a leadoff homer at the age of 22 or younger were Mookie Betts (2014-15), Ellis Burks (1987), and Reggie Smith (1967).

MOST RECENT MINOR LEAGUERS WITH 30+ 2B, 10+ 3B, AND 20+ HR IN A SEASON

Player (Org.)	Year	2B	3B	HR
Ceddanne Rafaela (BOS)	2022	32	10	21
Luis Robert (CWS)	2019	31	11	32
Trevor Story (COL)	2015	40	10	20
Brandon Belt (SF)	2010	43	10	23

SIX SPEED

In a game with Double-A Portland on 5/13/23 vs. Somerset, Ceddanne went 6-for-6 in stolen base attempts, setting a Portland franchise record.

👉 He was 1 of just 3 players at any level over the last 3 seasons (2021-23) to steal as many as 6 bases in a single game, joined by current teammate David Hamilton and Phillie Phanatic farmhand Emaarion Boyd.

PLAYERS WITH 6+ STOLEN BASES IN A SINGLE GAME, 2021-23

Player (Current Org.)	Date	SB
Emaarion Boyd (PHI)	6/6/23	6-for-6
Ceddanne Rafaela (BOS)	5/13/23	6-for-6
David Hamilton (BOS)	6/2/21	6-for-6

Personal

- 👉 Full name is Ceddanne Chipper Nicasio Marte Rafaela... His mother, Rechilena, was a big fan of Chipper Jones.
- 👉 First name is pronounced "say-DAH-N."
- 👉 Participated in the Red Sox Rookie Development Program in January 2023...The program included 2 workouts daily, seminars focused on assimilation into Major League life on and off the field, an RBI clinic with the Red Sox Foundation, and a visit to Boston Children's Hospital.
- 👉 Played in the 2012 Little League World Series for Curaçao.

Ceddanne Rafaela's Career Record

YEAR	CLUB	AVG	G	AB	R	H	2B	3B	HR	RBI	SH	HB	BB	SO	SB	CS	OBP	SLG	OPS
2018	DSL Red Sox1 (R)	.271	54	203	31	55	9	2	3	28	1	4	14	39	19	7	.326	.379	.705
2019	GCL Red Sox (R)	.248	41	153	30	38	1	4	6	17	3	5	14	28	9	2	.329	.425	.754
	Lowell (A-)	.182	3	11	0	2	0	0	0	1	0	0	0	3	0	0	.167	.182	.349
2020									Did Not Play										
2021	Salem (A)	.251	102	394	73	99	20	9	10	53	2	7	25	79	23	3	.305	.424	.729
2022	Greenville (A+)	.330	45	197	37	65	17	4	9	36	0	2	10	51	14	2	.368	.594	.962
	Portland (AA)	.278	71	284	45	79	15	6	12	50	1	6	16	62	14	5	.324	.500	.824
2023	Portland (AA)	.294	60	245	40	72	18	0	6	37	1	2	14	55	30	8	.332	.441	.773
	Worcester (AAA)	.312	48	199	40	62	13	3	14	42	0	7	12	48	6	5	.370	.618	.988
	BOSTON	.241	28	83	11	20	6	0	2	5	0	1	4	28	3	1	.281	.386	.667
	Major League Totals	.241	28	83	11	20	6	0	2	5	0	1	4	28	3	1	.281	.386	.667
	Minor League Totals	.280	424	1686	296	472	93	28	60	264	8	33	105	365	115	32	.331	.475	.806

TRANSACTIONS: Signed by the Boston Red Sox as an international free agent, 7/2/2017 (signed by Dennis Neuman, Rolando Pino, and Todd Claus);
INJURED LIST: None

Career Fielding Record

POS	PCT.	G	GS	PO	A	E	TC	DP
2B	1.000	4	1	1	2	0	3	1
SS	.923	5	5	5	7	1	13	2
OF	1.000	20	11	24	0	0	24	0

Career Single-Game Highs

HITS: 3, 9/5/23 at TB; **DOUBLES:** 1, 6x, last 9/23/23 vs. CWS; **HOME RUNS:** 1, 2x, last 9/14/23 vs. NYY-G1; **RBI:** 1, 5x, last 9/22/23 vs. CWS;
RUNS SCORED: 2, 2x, last 9/14/23 vs. NYY-G2; **WALKS:** 1, 4x, last 9/29/23 at BAL; **STRIKEOUTS:** 3, 9/27/23 vs. TB; **STOLEN BASES:** 1, 3x,
 last 10/1/23 at BAL; **HITTING STREAK:** 4, 9/12-G1-25/23; **EJECTIONS (0)**

Home Run Notes

MULTI-HOME RUN GAMES (0); LEADOFF (1): 9/12/23 vs. NYY-G2 off Carlos Rodón; **GRAND SLAMS (0); PINCH-HIT (0); EXTRA-INNING (0); GAME-ENDING (0); INSIDE-THE-PARK (0)**

Major League Firsts

GAME: 8/28/23 vs. HOU (entered in CF, 8th inning); **HIT:** 8/28/23 vs. HOU off José Urquidy (single, 8th inning); **HOME RUN:** 9/12/23 vs. NYY-G2 off Carlos Rodón (solo, 1st inning); **GAME-ENDING RBI:** N/A

Ceddanne Rafaela

30 ROB REFSNYDER OF



Bats: Right • **Throws:** Right • **Height:** 6-0 • **Weight:** 215

Opening Day Age: 33 • **MLB Service:** 5 years, 48 days

Born: 3/26/1991 in Seoul, South Korea

Acquired: Signed as a free agent on 11/10/2022

Contract Status: Signed through 2024 (club option for 2025)

Career Highlights

- Is in his 3rd season in the Red Sox organization.
- On 6/3/23, agreed to a 1-year contract extension through the 2024 season, with a club option for 2025.
- Has played in 378 games for NYY (2015-17), TOR (2017), TB (2018), TEX (2020), MIN (2021), and BOS (2022-23)...Also spent time in the CIN (2019) and ARI (2019) organizations.
- Made Opening Day rosters in 2018 (TB), 2020 (TEX), and 2023 (BOS)...Has attended 5 Major League Spring Training camps as a 40-man roster player (2015-18, '23) and 4 as a non-roster invitee (2019-22).
- Has hit above .300 against LHP in each of the last 3 years (see table on right).
- During his ML career, has made 78 starts in LF, 45 in RF, 40 in CF, 29 at 2B, 27 at 1B, and 18 as the DH...Has also played 1 game at 3B (1.0 inning on 7/1/16 at SD).
- Selected by NYY in the 5th round of the 2012 June Draft.
- Has played in 1 Postseason game...Started at 2B in the 2015 AL Wild Card Game vs. HOU at Yankee Stadium.
- Earned the 2022 Heart and Hustle Award from the Boston Baseball Writers.
- Reached base safely in each of his first 15 games with the Red Sox...Prior to him, the most recent players to reach base safely in at least their first 15 games with the Sox were Kevin Millar and Todd Walker in 2003 (both 16).
- On 6/12/22 at SEA, made a catch in RF to rob Ty France of extra bases in the 8th inning...The play had a catch probability of 20% and preserved the Sox' 1-0 win.
- In the Sox' 9-8 win on 9/1/22 vs. TEX, singled in the 7th inning, walked in the 8th, and hit a walk-off RBI single in the 9th, his 1st career walk-off...Capped a 5-run comeback.

Minor League Career Highlights

- Recognized by the Red Sox as the organization's Minor League Hitter of the Month for May 2022.
- Ranked by *Baseball America* as one of the Yankees' top prospects in 2014 (No. 29), 2015 (No. 7), and 2016 (No. 8).
- Named an MiLB.com Organization All-Star with the Yankees in 3 consecutive seasons (2013-15).
- Selected as a 2014 *Baseball America* Triple-A All-Star.
- Named Double-A Eastern League Player of the Week for 5/26-6/1/14 and Triple-A International League Player of the Week for 5/11-1/7/15.
- In 2017-18, played 7 games for Gigantes del Cibao in the Dominican Winter League...Hit .370 (10-for-27).

BACK WHERE IT ALL BEGAN

Rob made his MLB debut at Fenway Park with the Yankees on 7/11/15, starting at 2nd base. The next day in Boston, he collected his 1st career hit (7th-inning single) and his 1st HR, a 2-run shot that gave the Yankees an 8-4 lead in the 9th inning.

ON THE SWEET SPOT

Refsnyder joins J.D. Martinez as the only players to record a sweet spot % of at least 40.0 in each of the last 3 seasons (min. 100 batted balls). In 2022, Refsnyder's mark of 49.1% led the majors.

MOST MLB GAMES PLAYED BY PLAYERS BORN IN SOUTH KOREA

Player	Games	Years
Shin-Soo Choo	1,652	2005-20
Ji-Man Choi	525	2016-23
Chan Ho Park	476	1994-2010
Ha-Seong Kim	419	2021-23
Byung-Hyun Kim	394	1999-2007
Rob Refsnyder	378	2015-23

REFSNYDER VS. LHP, 2021-2023

Year	AVG	OBP	SLG	OPS
2021	.304	.391	.393	.784
2022	.359	.411	.594	1.005
2023	.308	.428	.400	.828
Totals	.321	.415	.450	.865

HIGHEST OBP AGAINST LHP, 2021-2023 (MIN. 200 PA)

Rk.	Player	OBP
1.	Paul Goldschmidt	.430
2.	William Contreras	.426
3.	Rob Refsnyder*	.415
4.	Robbie Grossman	.407
5.	Mike Trout	.406

*Highest among AL players

2023 Highlights

- 🔥 Spent the entire season with BOS...With the exception of 2020, it marked his 1st time not playing a single game in the minors.
- 🔥 On 6/3, agreed to a 1-year contract extension through the 2024 season, with a club option for 2025.
- 🔥 Set career highs in games played (89), hits (50), runs scored (31), RBI (28), BB (33), and SB (7-for-9).
- 🔥 Batted .308 with a .428 OBP and .828 OPS vs. LHP (37-for-120, 6 2B, 3B, HR, 23 BB), compared to a .159 AVG/.271 OBP/.466 OPS vs. RHP (13-for-82, 3 2B, 10 BB).
- 🔥 Pinch hit 33 times, tied with MIN's Donovan Solano for most in the AL and 2nd-most in MLB (SF's Austin Slater-39)... Was 4-for-24 with 6 BB as a pinch hitter (.344 OBP).
- 🔥 Had a .450 OBP in 20 PA as the Sox' 1st batter of the game (3-for-14, 6 BB, 2 SO)...Batted from each spot in the lineup at least once: 1st (28 G), 2nd (SF's Austin Slater-39)... Was 4-for-24 with 6 BB as a pinch hitter (.344 OBP).
- 🔥 Had a .382 OBP with RISP and a .423 OBP with 2 outs.
- 🔥 In his first 41 games (through 6/14), batted .287 with an AL-leading .427 OBP (min. 100 PA) and .821 OPS (27-for-94, 5 2B, 3B, HR, 19 BB)...In 48 games after 6/14, hit .213 with a .306 OBP/.556 OPS (23-for-108, 4 2B, 14 BB).
- 🔥 Entered 8/5 with a team-leading .393 OBP, the 6th-best mark in the AL and 11th-best in MLB (min. 150 PA).

2023 Timeline

- 🔥 Made his 3rd career Opening Day roster.
- 🔥 Hit his lone HR of the season on 4/13 at TB, a solo homer in the 1st inning.
- 🔥 Went 2-for-3 with 2 BB and 2 RBI in the Sox' 9-7 win on 4/15 vs. LAA...Hit a go-ahead RBI single in the 4th inning and drew an RBI walk in the 8th inning.
- 🔥 Recorded 2 hits and 2 RBI in back-to-back games on 5/2 vs. TOR and 5/6 at PHI...Was the 1st time in his career recording multiple hits and RBI in back-to-back games.
- 🔥 Set a season high with 3 hits on 5/13 vs. STL, including a 2-run double in the Sox' 4-3 loss.
- 🔥 Tied a career high with 3 runs scored on 5/17 vs. SEA, his 2nd career game doing so (also 5/25/21 vs. MIN).
- 🔥 In 14 games during May, batted .400 with a .500 OBP and 1.014 OPS (14-for-35, 6 R, 4 2B, 9 RBI, 6 BB).
- 🔥 Went on a career-long 8-game hitting streak from 5/13-6/6 (.429 AVG, 12-for-28, 3 2B).
- 🔥 Reached base in 17 of his 25 PA vs. LHP from 5/13-6/19 (10-for-18, 5 BB, 2 HBP), including 11 of his 14 PA vs. LHP from 5/13-6/3 (7-for-10, 3 BB, HBP).
- 🔥 Entered 6/14 leading the AL in OBP (.427, min. 100 PA).
- 🔥 In 20 games from 5/13-6/18, batted .366 with a .519 OBP and 1.007 OPS (15-for-41, 10 BB, 3 HBP).
- 🔥 In 14 games during July, batted .324 with a .400 OBP (11-for-34, 6 R, 2B, 5 RBI, 5 BB).
- 🔥 From 8/1 through the end of the season (24 G), batted .176 with a .523 OPS (9-for-51, 8 BB).
- 🔥 On 9/18 at TEX, drove in the game-tying and game-winning runs with a bases-loaded double in the 8th inning (W, 4-2).

HIGHEST OBP VS. LHP IN 2023

Rk.	Player	OBP
1.	William Contreras (MIL)	.438
2.	Yandy Diaz (TB)	.432
3.	Rob Refsnyder (BOS)	.428
4.	Mookie Betts (LAD)	.424
5.	TJ Friedl (CIN)	.421
6.	Robbie Grossman (TEX)	.416
7.	Adley Rutschman (BAL)	.414
8.	Harold Ramírez (TB)	.411
9.	Ozzie Albies (ATL)	.406
10.	Ronald Acuña Jr. (ATL)	.405

Min. 100 PA vs. LHP

ALL IN THE FAMILY

Rob was born in Seoul, South Korea, and adopted by Clint and Jane Refsnyder when he was 5 months old. His older sister, Elizabeth, also was adopted. Elizabeth played softball at Kenyon College (OH); Clint played basketball at Muhlenberg College (PA). Rob's wife, Monica, was an All-American swimmer at the University of Arizona and participated in the 2008 and 2012 United States Olympic Trials.

Personal

- 🔥 Full name is Robert Daniel Refsnyder.
- 🔥 Played 3 seasons at the University of Arizona (2010-12).
- 🔥 Named Most Outstanding Player of the 2012 College World Series as the Wildcats defeated the University of South Carolina...Hit .476 (10-for-21) in Omaha and .352 with a team-high 6 HR and 63 RBI during the season.
- 🔥 Recorded a .406 OBP for Wareham of the Cape Cod Baseball League in 2011.
- 🔥 Won a Gold Medal in 2007 for the 16U USA National Team at the IBAF World Youth Championships in Venezuela.
- 🔥 Graduated from Laguna Hills High School (CA)...Also played basketball and football...As a senior, was named his division's Offensive Player of the Year at quarterback.
- 🔥 Was recruited to play quarterback by multiple Pac-10 Conference colleges.

In the Community

- 🔥 In 2017, spent time in the Dominican Republic working with Striking Out Poverty through Food for the Hungry, a non-profit organization that offers access to clean water, medical aid, food and educational opportunities to children living in underserved areas.
- 🔥 Elected by fans as the AL East Division finalist for the MLBPA's 2016 Marvin Miller Man of the Year Award, which recognizes a player's on-field performances and contributions to his community.
- 🔥 Has partnered with Athlete Brand to design a t-shirt that benefits A Kid's Place, an organization that works to provide stability and care for children removed from their homes due to abuse, neglect, or abandonment.
- 🔥 In 2016, with NYY teammates, visited Harlem Grown garden and joined a class of elementary school students in planting seeds and learning about healthy eating.

Rob Refsnyder

Rob Refsnyder, Continued

Rob Refsnyder's Career Record

YEAR	CLUB	AVG	G	AB	R	H	2B	3B	HR	RBI	SH	HB	BB	SO	SB	CS	OBP	SLG	OPS
2012	Charleston (A)	.241	46	162	22	39	8	0	4	22	0	3	16	25	11	1	.319	.364	.683
2013	Charleston (A)	.370	13	54	9	20	4	1	0	6	0	2	6	12	7	0	.452	.481	.933
	Tampa (A+)	.283	117	413	66	117	28	2	6	51	2	11	78	70	16	6	.408	.404	.812
2014	Trenton (AA)	.342	60	228	35	78	19	5	6	30	0	2	14	38	5	5	.385	.548	.933
	Scranton/WB (AAA)	.300	77	287	47	86	19	1	8	33	1	2	41	67	4	4	.389	.456	.845
2015	Scranton/WB (AAA)	.271	117	450	66	122	28	2	9	56	1	9	56	73	12	2	.359	.402	.761
	NEW YORK-AL	.302	16	43	3	13	3	0	2	5	0	0	3	7	2	0	.348	.512	.860
2016	Scranton/WB (AAA)	.316	54	209	25	66	10	1	2	20	0	1	17	30	6	0	.365	.402	.767
	NEW YORK-AL	.250	58	152	25	38	9	0	0	12	0	1	18	30	2	1	.328	.309	.637
2017	Scranton/WB (AAA)	.312	38	138	20	43	11	2	2	12	0	4	15	30	2	1	.390	.464	.854
	Buffalo (AAA)	.417	4	12	3	5	1	0	0	2	0	0	3	2	0	0	.533	.500	1.033
	NEW YORK-AL	.135	20	37	3	5	1	1	0	0	0	0	3	8	2	0	.200	.216	.416
	TORONTO	.196	32	51	5	10	1	0	0	0	0	1	5	9	2	1	.281	.216	.497
2018	Durham (AAA)	.283	51	184	31	52	10	0	4	15	0	4	18	46	0	0	.357	.402	.759
	TAMPA BAY	.167	40	84	10	14	3	0	2	5	0	0	18	26	0	2	.314	.274	.588
2019	AZL Reds (R)	.333	2	9	1	3	1	0	0	1	0	1	0	1	0	0	.400	.444	.844
	Reno (AAA)	.000	1	4	0	0	0	0	0	0	0	0	0	1	0	0	.000	.000	.000
	Louisville (AAA)	.315	85	298	42	94	21	2	10	45	0	1	31	86	0	2	.377	.500	.877
2020	TEXAS	.200	15	30	4	6	1	0	0	1	0	1	2	11	0	0	.265	.233	.498
2021	St. Paul (AAA)	.318	18	66	13	21	5	0	5	14	0	1	12	13	0	0	.425	.621	1.046
	MINNESOTA	.245	51	139	21	34	7	0	2	12	0	0	17	40	1	0	.325	.338	.663
2022	Portland (AA)	.750	2	4	4	3	1	0	2	3	0	0	3	0	0	0	.857	2.500	3.357
	Worcester (AAA)	.306	42	147	31	45	14	0	6	28	0	5	28	42	4	0	.429	.524	.953
	BOSTON	.307	57	153	25	47	11	0	6	21	0	6	15	46	1	1	.384	.497	.881
2023	BOSTON	.248	89	202	31	50	9	1	1	28	1	5	33	47	7	2	.365	.317	.682
	Major League Totals	.244	378	891	127	217	45	2	13	84	1	14	114	224	17	7	.336	.342	.678
	Minor League Totals	.298	727	2665	415	794	180	16	64	338	4	46	338	536	67	21	.383	.450	.833

TRANSACTIONS: Signed by the New York Yankees as a 5th-round selection in the 2012 June Draft; Acquired by the Toronto Blue Jays in exchange for 1B Ryan McMahon, 7/23/2017; Claimed off waivers by the Cleveland Indians, 11/20/2017; Acquired by the Tampa Bay Rays in exchange for cash considerations, 3/27/2018; Signed by the Arizona Diamondbacks as a minor league free agent, 11/26/2018; Acquired by the Cincinnati Reds in exchange for a player to be named later, 4/7/2019; Signed by the Texas Rangers as a minor league free agent, 12/5/2019; Signed by the Minnesota Twins as a minor league free agent, 11/23/2020; Signed by the Boston Red Sox as a minor league free agent, 12/1/2021; Signed by the Boston Red Sox as a free agent, 11/9/2022; **INJURED LIST:** Concussion, 6/1-7/2020; Left hamstring strain, 6/14-8/4/2020; Right elbow impingement, 9/18/2020 through end of season; Right knee sprain, 7/30-8/15/2022; Low back spasms, 10/3/2022 through end of season

Wild Card Record

YEAR	CLUB	AVG	G	AB	R	H	2B	3B	HR	RBI	SH	HB	BB	SO	SB	CS	OBP	SLG	OPS
2015	NY Yankees vs. HOU	.000	1	3	0	0	0	0	0	0	0	0	0	0	0	0	.000	.000	.000

Career Fielding Record

POS	PCT.	G	GS	PO	A	E	TC	DP
1B	.986	36	27	207	5	3	215	15
2B	.957	43	29	41	93	6	140	17
3B	-	1	0	0	0	0	0	0
OF	.988	237	163	311	15	4	330	2

Career Single-Game Highs

HITS: 4, 2x, last 7/8/22 vs. NY; **DOUBLES:** 3, 8/19/22 at BAL; **HOME RUNS:** 1, 13x, last 4/13/23 at TB; **RBI:** 3, 3x, last 9/26/22 vs. BAL; **RUNS SCORED:** 3, 2x, last 5/17/23 vs. SEA; **WALKS:** 2, 11x, last 8/24/23 at HOU; **STRIKEOUTS:** 4, 8/11/17 vs. PIT; **STOLEN BASES:** 1, 17x, last 7/19/23 at OAK; **HITTING STREAK:** 6, 2x, last 6/14-24/22; **EJECTIONS (0)**

Home Run Notes

MULTI-HOME RUN GAMES (0); 2-HOME RUN GAMES (0); LEADOFF (0); GRAND SLAMS (0); PINCH-HIT (0); EXTRA-INNING (0); GAME-ENDING (0); INSIDE-THE-PARK (0)

Major League Firsts

GAME: 7/11/15 at BOS (started at 2B); **HIT:** 7/12/15 at BOS off Tommy Layne (single, 7th inning); **HOME RUN:** 7/12/15 at BOS off Alexi Ogando (2-run, 9th inning); **GAME-ENDING RBI:** 9/1/22 vs. TEX (RBI single off Jonathan Hernandez, 9th inning)

2024
Red Sox

19 PABLO REYES

INF/OF



Bats: Right • **Throws:** Right • **Height:** 5-8 • **Weight:** 181
Opening Day Age: 30 • **MLB Service:** 2 years, 43 days
Born: 9/5/1993 in Santo Domingo, DR
Acquired: From the Oakland A's in exchange for cash considerations on 5/11/2023
Contract Status: Signed through 2024

Career Highlights

- Is in his 1st full season in the Red Sox organization.
- Has played 202 MLB games with PIT (2018-19), MIL (2021-22), and BOS (2023).
- Has made 1 Opening Day roster (PIT-2019).
- Originally signed by PIT as an international free agent on 4/5/12...Played in the Pirates organization from 2012-20.
- Has made 29 career starts at SS, 26 at 2B, 16 at 3B, 16 in LF, 14 in RF, and 5 in CF...Also appeared in 2 games at 1B.
- On 8/7/23 vs. KC, went 3-for-4 with a double, HR, 3 runs scored, 4 RBI, and a stolen base...Hit a 2-out, walk-off grand slam in the 9th inning (see boxes on right).
- Has 7 minor league seasons with 10+ SB and 4 seasons with 10+ HR.

2023 Highlights

- Split the season between the Red Sox and A's organizations, appearing in 64 ML games (all with BOS) and 28 Triple-A games.
- Set career highs in hits (48), runs (27), doubles (9), RBI (20), walks (14), and steals (7)...Recorded 16 multi-hit games, matching his career total from 2018-22.
- Appeared defensively at SS (31 G, 25 GS), 2B (30, 21), 3B (4 games), 1B (2 games), and DH (2 games).
- Hit .327 with a .772 OPS vs. LHP (17-for-52, 4 2B).
- In innings 7-9, hit .339 with an .832 OPS, including both of his HR (19-for-56, 2 2B, 2 HR, 11 RBI, 3 SB, 2 BB).
- Made 2 relief pitching appearances for BOS (5/15 vs. SEA and 8/6 vs. TOR), the 2nd and 3rd of his career (also 8/24/22 at LAD with MIL).

2023 Timeline

- Played in 21 games for Triple-A Las Vegas to begin the season, batting .257 with a .385 OBP (19-for-74, 13 R, 2 2B, 3B, HR, 10 RBI, 16 BB).
- Acquired by the Red Sox on 5/11 in a minor league trade...Was selected to the active ML roster on 5/13 and made his BOS debut that night vs. STL, starting at 2B.
- Recorded a hit in each of his first 5 games with BOS from 5/13-17, reaching base multiple times in 4 of them (.421 AVG, 8-for-19, 2 R, 3 2B, 4 RBI, BB)...Tied a career high with 4 RBI on 5/17 vs. SEA (2-for-5, R, 2 2B, 4 RBI).
- Missed 24 games from 6/23-7/23 with a right abdominal strain...Appeared in 11 rehab games for Triple-A Worcester and Double-A Portland (.268 AVG, 11-for-41, 3 HR, 1 2B, 7 BB, 3 SB).

WHAT A NIGHT

On 8/7/23 vs. KC, Reyes did each the following:

- Recorded 3+ hits
- Scored 3+ runs
- Had multiple extra-base hits
- Stole a base
- Hit a walk-off grand slam

No other player in MLB history has done all of that in the same game.

Source: OptaSTATS

WALK-OFF GRAND SLAMS IN 2023

Player (Team)	Date
Max Muncy (LAD)	5/3 vs. PHI
Jake Burger (CWS)	6/4 vs. DET
Bobby Witt Jr. (KC)	7/28 vs. MIN
Pablo Reyes (BOS)	8/7 vs. KC

2-OUT WALK-OFF GRAND SLAMS IN RED SOX HISTORY

Player	Date
Jimmie Fox	8/23/1938 vs. CLE-G2
Vern Stephens	8/24/1950 vs. SLB
Clyde Vollmer	7/28/1951 vs. CLE
Mickey Owen	7/19/1954 vs. BAL-G1
Rico Brogna	8/14/2000 vs. TB
Franchy Cordero	5/22/2022 vs. SEA
Pablo Reyes	8/7/2023 vs. KC

- Hit a walk-off grand slam in the 9th inning on 8/7 to defeat KC, 6-2...It was the Sox' 21st game-ending slam, their 1st since Franchy Cordero's on 5/22/22 vs. SEA (10th inn.)...It was also Reyes's 1st career grand slam and the only 2-out, walk-off grand slam in MLB in 2023.
- Hit .394 over 9 games from 8/7-16 (13-for-33, 7 R, 3 2B, 2 HR, 6 RBI, BB, SB).
- Scored a run in a career-high 6 consecutive games from 8/15-20 (7 runs total).
- Hit a 2-run HR to tie the game at 2-2 in the 8th inning on 8/16 at WSH.
- Missed 13 games from 8/28-9/11 with left elbow inflammation...Played in 3 rehab games with Worcester from 9/8-10 (2-for-11, 2 R).
- Returned to the lineup in the 2nd game of a double-header vs. NYY on 9/12, his 200th career game.

Pablo Reyes, Continued

Personal

- Full name is Pablo Israel Reyes.
- His younger brother, Samuel, is a pitcher in the Nationals organization.

In the Community

- Attended Red Sox Winter Weekend in January 2024, signing autographs and posing for pictures with fans.

Pablo Reyes's Career Record

YEAR	CLUB	AVG	G	AB	R	H	2B	3B	HR	RBI	SH	HB	BB	SO	SB	CS	OBP	SLG	OPS
2012	DSL Pirates 1 (R)	.267	17	60	9	16	7	0	0	8	1	2	8	5	3	2	.371	.383	.754
	DSL Pirates 2 (R)	.293	42	123	24	36	11	0	1	15	5	0	15	7	15	5	.367	.407	.774
2013	DSL Pirates 1 (R)	.304	52	184	27	56	8	3	3	28	4	0	23	21	15	4	.376	.429	.805
2014	Bristol (R)	.272	46	180	30	49	9	1	2	16	1	3	25	31	5	5	.367	.367	.734
2015	West Virginia (A)	.268	108	388	61	104	24	3	12	60	18	3	45	63	27	10	.345	.438	.783
2016	Bradenton (A+)	.265	89	306	41	81	20	1	5	45	6	1	37	47	13	8	.341	.386	.727
2017	Altoona (AA)	.274	115	420	62	115	21	3	10	50	5	4	51	70	21	14	.356	.410	.766
2018	Altoona (AA)	.244	12	45	3	11	3	0	0	5	0	0	4	5	3	0	.306	.311	.617
	Indianapolis (AAA)	.289	110	356	52	103	20	4	8	36	8	2	28	71	13	7	.341	.435	.776
	PITTSBURGH	.293	18	58	9	17	2	0	3	7	0	0	5	11	0	1	.349	.483	.832
2019	West Virginia (A-)	.300	3	10	1	3	1	0	0	1	0	1	1	1	1	0	.417	.400	.817
	Indianapolis (AAA)	.286	51	175	22	50	15	0	10	30	1	2	13	37	5	3	.342	.543	.885
	PITTSBURGH	.203	71	143	18	29	7	2	2	19	0	1	13	36	1	1	.274	.322	.596
2020									Did Not Play										
2021	Nashville (AAA)	.226	34	133	26	30	7	0	4	20	0	1	15	24	1	3	.301	.368	.669
	MILWAUKEE	.256	53	78	12	20	5	0	1	3	0	0	9	15	4	0	.333	.359	.692
2022	Nashville (AAA)	.273	99	385	63	105	27	2	11	59	1	6	39	67	15	7	.348	.439	.787
	MILWAUKEE	.267	6	15	1	4	0	0	0	0	0	0	1	2	0	0	.313	.267	.580
2023	Portland (AA)	.222	7	27	4	6	1	0	1	3	0	0	6	6	3	0	.364	.370	.734
	Las Vegas (AAA)	.257	21	74	13	19	2	1	1	10	0	0	16	23	3	2	.385	.351	.736
	Worcester (AAA)	.280	7	25	6	7	0	0	2	4	0	0	1	2	1	0	.308	.520	.828
	BOSTON	.287	64	167	27	48	9	0	2	20	2	0	14	21	7	2	.339	.377	.716
	Major League Totals	.256	212	461	67	118	23	2	8	49	2	1	42	85	12	4	.318	.367	.685
	Minor League Totals	.274	813	2891	444	791	176	18	70	390	50	25	327	480	144	70	.349	.420	.769
	Red Sox Totals	.287	64	167	27	48	9	0	2	20	2	0	14	21	7	2	.339	.377	.716

TRANSACTIONS: Signed by the Pittsburgh Pirates as a non-drafted free agent, 4/5/2012 (signed by Rene Gayo and Juan Mercado); Signed by the Milwaukee Brewers as a minor league free agent, 1/7/2021; Signed by the Oakland Athletics as a minor league free agent, 11/14/2022; Acquired by the Boston Red Sox in exchange for cash considerations, 5/11/2023; **INJURED LIST:** Right abdominal strain, 6/23-7/24/2023; Left elbow inflammation, 8/2-9/12/2023

Career Fielding Record

POS	PCT.	G	GS	PO	A	E	TC	DP
P	1.000	3	0	0	1	0	1	0
1B	-	2	0	0	0	0	0	0
2B	.940	40	26	33	45	5	83	6
3B	.943	39	16	9	41	3	53	4
SS	.967	38	29	39	77	4	120	13
OF	.984	58	35	66	4	1	66	1

Career Single-Game Highs

HITS: 3, 5x, last 8/19/23 at NY; **DOUBLES:** 2, 5/17/23 vs. SEA; **HOME RUNS:** 1, 8x, last 8/16/23 at WSH; **RBI:** 4, 8/7/23 vs. KC; **RUNS SCORED:** 3, 3x, last 8/24/23 at HOU; **WALKS:** 2, 5x, last 10/1/23 at BAL; **STRIKEOUTS:** 3, 9/22/19 at MIL; **STOLEN BASES:** 1, 12x, last 10/1/23 at BAL; **HITTING STREAK:** 5, 2x, last 5/13-17/23; **EJECTIONS (0)**

Home Run Notes

MULTI-HOME RUN GAMES (0); LEADOFF (0); GRAND SLAM (1): 8/7/23 vs. KC off Carlos Hernandez; **PINCH-HIT (1):** 8/5/19 vs. MIL off Jordan Lyles (2-run, 5th inning); **EXTRA-INNING (0); GAME-ENDING (1):** 8/7/23 vs. KC off Carlos Hernandez; **INSIDE-THE-PARK (0)**

Major League Firsts

GAME: 9/2/18 at ATL (entered as a pinch-hitter in 9th inning); **HIT:** 7/4/18 vs. CIN off Cody Reed (single, 4th inning); **HOME RUN:** 9/14/18 at MIL off Gio Gonzalez (solo, 5th inning); **GAME-ENDING RBI:** 8/23/19 vs. CIN off Raisel Iglesias (single, 9th inning)

2024
Red Sox

68 JUSTIN SLATEN

RHP



Bats: Right • **Throws:** Right • **Height:** 6-4 • **Weight:** 235

Opening Day Age: 26 • **MLB Service:** None

Born: 9/15/1997 in Columbus, TX

Acquired: From the New York Mets in exchange for minor league LHP Ryan Ammons and cash considerations on 12/6/2023

Contract Status: Signed through 2024

The Rundown

- 🔥 Is in his 1st season with the Red Sox organization, after being acquired from NYM on 12/6/23.
- 🔥 Originally selected by TEX in the 3rd round of the 2019 First-Year Player Draft, then selected by NYM in the 2023 Rule 5 Draft.
- 🔥 Entered Spring Training ranked by *Baseball America* as the Red Sox' No. 28 prospect.
- 🔥 Switched to a full-time reliever in May 2022, after 34 of his first 37 pro outings came as a starter.
- 🔥 Has averaged 12.17 SO/9.0 IP and 4.54 BB/9.0 IP in his career (284 SO in 210.0 IP).
- 🔥 Named High-A East Pitcher of the Week for 7/5-11/21.

2023 Highlights

- 🔥 Posted a 2.87 ERA (19 ER/59.2 IP), .206 opponent AVG, and 12.97 SO/9.0 IP (86 SO) in 40 games (1 start) between Double-A Frisco and Triple-A Round Rock.
- 🔥 Recorded a season-high-tying 2.0 IP 19 times.
- 🔥 Held RHH to a .168 AVG (22-for-131), including a .000 AVG in Triple-A (0-for-11, 2 BB, 1 SO)...LHH hit .265 (22-for-83) against him.
- 🔥 Allowed 0 runs and issued 0 BB in his first 5 outings (7.0 IP, 11 SO) before being placed on the injured list on 5/2 with a right forearm strain.
- 🔥 Reinstated from the IL on 6/2 and held a 1.42 ERA (4 ER/25.1 IP) through 7/9...Posted a 12.86 ERA (10 ER/7.0 IP) in his next 6 outings (7/16-30), then recorded a 1.89 ERA (4 ER/19.0 IP) in his remaining 16 games.
- 🔥 Was promoted to Round Rock on 9/12 and recorded a 1.08 ERA (1 ER/8.1 IP) and .107 opponent AVG in 5 games with the Express, his 1st Triple-A experience.

Justin Slaten's Career Record

YEAR	CLUB	W-L	ERA	G	GS	SV	IP	H	R	ER	HR	HB	BB	SO	SO/9	WHIP	AVG
2019	AZL Rangers (R)	0-0	0.00	1	0	0	1.0	0	0	0	0	0	0	1	9.00	0.00	.000
	Spokane (A)	0-2	6.46	10	10	0	15.1	21	13	11	2	0	7	21	12.33	1.83	.313
2020							Did Not Play										
2021	Hickory (A+)	4-8	6.01	20	19	0	82.1	93	60	55	17	4	31	110	12.02	1.51	.283
2022	AZL Rangers (R)	0-0	0.00	1	0	0	1.0	0	0	0	0	0	0	2	18.00	0.00	.000
	Frisco (AA)	1-6	6.93	25	5	0	50.2	49	41	39	6	0	48	64	11.37	1.91	.255
2023	Spokane (AA)	4-3	3.16	35	1	2	51.1	41	21	18	9	0	16	76	13.32	1.11	.220
	Round Rock (AAA)	1-0	1.08	5	0	0	8.1	3	1	1	1	0	4	10	10.80	0.84	.107
Minor League Totals		10-19	5.31	97	35	2	210.0	207	136	124	35	4	106	284	12.17	1.49	.256

TRANSACTIONS: Signed by the Texas Rangers as a 3rd-round selection in the 2019 First-Year Player Draft (signed by Levi Lacey); Selected by the New York Mets in the Major League phase of the Rule 5 Draft, 12/6/2023; Acquired by the Boston Red Sox in exchange for LHP Ryan Ammons and cash considerations, 12/6/2023; **INJURED LIST:** None

MUSICAL CHAIRS

In December 2023, Justin was selected by the Mets in the Rule 5 Draft at approximately 2:07 p.m. ET. Just over an hour later at 3:08 p.m. ET, the Red Sox announced they had acquired him from New York in exchange for minor league LHP Ryan Ammons and cash considerations.

RULE 5 REWARDS

Entering 2024, the most recent pitchers to make the Red Sox' Opening Day roster after being selected by the club in the Rule 5 Draft the previous December were Garrett Whitlock (2021) and Vaughn Eshelman (1995). Prior to Whitlock, it had been 17 years since a pitcher selected by the Sox in the Rule 5 Draft pitched for Boston in the ensuing season (current NESN analyst Lenny DiNardo in 2004).

Personal

- 🔥 Full name is Justin Michael Slaten.
- 🔥 Played 3 seasons at the University of New Mexico (2017-19)...Earned Second Team All-Mountain West honors as a junior.
- 🔥 Named Northwoods League Pitcher of the Year in 2018 for the Eau Claire Express.
- 🔥 Graduated from Hallsville (TX) High School.

Justin Slaten

10 TREVOR STORY

SS



Bats: Right • **Throws:** Right • **Height:** 6-2 • **Weight:** 211

Opening Day Age: 31 • **MLB Service:** 8 years

Born: 11/15/1992 in Irving, TX

Acquired: Signed as a free agent on 3/22/2022

Contract Status: Signed through 2027 (club option for 2028)

The Rundown

🔥 Is in his 3rd season with BOS...Has missed 165 games the last 2 seasons due to 3 stints on the Injured List.

🔥 Signed by the Red Sox on 3/22/22 to a 6-year contract through the 2027 season, with a club option for 2028.

🔥 Selected by COL in the 1st round of the 2011 MLB Draft (No. 45 overall) out of Irving (TX) High School and played in the Rockies organization from 2011-21.

🔥 Made 7 consecutive Opening Day rosters with the Rockies (2016-21) and Red Sox (2022) before beginning the 2023 season on the 60-Day Injured List.

🔥 Is a 2-time All-Star and Silver Slugger Award recipient at shortstop, earning each honor in 2018 and 2019.

🔥 Finished in the top 12 in NL MVP voting in 2018 (8th), 2019 (12th), and 2020 (11th).

🔥 Named a Gold Glove Award finalist at SS in 2019.

🔥 Led the NL with 254 XBH from 2018-21.

🔥 Joins Alex Rodriguez as the only infielders to record at least 100+ steals and 150+ HR in their first 750 games.

🔥 Joins Alex Rodriguez and Francisco Lindor as the only SS ever to hit 30+ HR and steal 20+ bases in multiple seasons.

🔥 Is 123-for-156 (79%) in stolen base attempts.

🔥 Has recorded 19 multi-HR games, including two 3-HR games...Has hit 4 grand slams, 4 walk-off HR, 2 leadoff HR, and a pinch-hit HR.

RECORD HOLDER

In addition to the records set by Trevor in his first 4 games in the majors (see box on right), he has set a number of other team/league records in his career:

🔥 Reached 100 HR in the fewest games by a shortstop in MLB history (448), surpassing Alex Rodriguez (470).

🔥 Became the 1st SS in MLB history to begin his career with 4 consecutive 20-HR seasons (27, 24, 37, 35).

🔥 Recorded 21 RBI in 7 games from 5/19-26/22, the most ever by a Red Sox player in a 7-game span.

🔥 In 2018, became the first SS in MLB history with at least 40 2B, 30 HR, and 25 SB in a season.

🔥 Is the only Rockies player to hit at least 30 HR and steal at least 20 bases in multiple seasons.

🔥 Hit his 100th and 101st career HR on 5/24/19 vs. BAL, his 448th career game...Marks the fewest games needed to reach 100 HR in Rockies history... Surpassed Todd Helton's previous mark (491 G).

🔥 His 27 HR in 2016 were the most for a rookie shortstop in NL history.

MOST DEFENSIVE RUNS SAVED, INFELDERS FROM 2016-2023

Rk.	Player	DRS
1.	Nolan Arenado	104
2.	Andrelton Simmons	103
3.	Matt Chapman	92
4.	Trevor Story	77

Source: FanGraphs

STORY'S DEFENSIVE RUNS SAVED BY SEASON

Year	DRS	Year	DRS
2016.....	14	2020.....	6
2017.....	12	2021.....	9
2018.....	7	2022.....	6
2019.....	21	2023.....	8

SETTING UP CAMP

In January 2024, Trevor hosted Red Sox infielders Triston Casas, Vaughn Grissom, David Hamilton, and Nick Yorke for a mini camp in Texas. It was an idea he picked up from former teammate Troy Tulowitzki when he was a minor leaguer in the Rockies system. "This is something I always wanted to do, and I think I'm at a position now that I have some good things to share. Just create chemistry too, be around these guys and get to know them a little bit. That's the biggest thing—we're creating relationships."

UNBELIEVABLE STORY

Trevor made his MLB debut in 2016, starting for COL at SS on Opening Day. He hit 2 HR in his 1st game, 1 in his 2nd, 1 in his 3rd, and 2 in his 4th.

🔥 Is the only player in MLB history to homer in each of his first 4 career games.

🔥 Is the only player in MLB history to hit 6 HR in their first 4 career games.

🔥 Is the only player in MLB history to record 2 multi-HR games within their first 4 career games.

🔥 Is the only player ever to hit 2 HR in a Major League debut on Opening Day.

🔥 Is 1 of 6 players to begin a season by hitting at least 1 HR in 4 consecutive games...The others are Christian Yelich (2019), Chris Davis (2013), Nelson Cruz (2011), Mark McGwire (1998), and Willie Mays (1971).

Additional Career Highlights

- 🔥 Joined Charlie Blackmon as the only players to start Opening Day for COL in each season from 2016-21.
- 🔥 Has earned Player of the Week honors 5 times: twice in 2016, once in 2018, once in 2019, and once in 2022...In 2016, joined Fernando Valenzuela as the only NL rookies to be named Player of the Week for the 1st week of a season.
- 🔥 Has hit the Rockies' 3rd-longest HR of the Statcast era (2015-present), a 487-foot shot that was part of a 3-HR day on 9/5/18 vs. SF.
- 🔥 Hit a HR in his first career All-Star at-bat in 2018 at Nationals Park (7th inning, solo off Charlie Morton).
- 🔥 Led the NL with 15 SB in 2020.
- 🔥 Set career highs in 2019 in runs (111), walks (58), AVG (.294), OBP (.363), and OPS (.917)...Led NL shortstops in runs, HR (35), OBP, and SLG (.554).
- 🔥 Led the NL with 85 XBH in 2018...The only other SS to lead the NL in XBH are Ernie Banks (1957, '58, '60) and Honus Wagner (1903, '04, '07, '08, '09)...His 85 XBH were the 2nd-most by a shortstop in NL history, trailing only Jimmy Rollins' 88 in 2007...His 108 RBI were the most by an NL shortstop since Ernie Banks' 117 in 1960.
- 🔥 Led NL shortstops with 81 RBI in 2017.
- 🔥 Finished 4th in NL Rookie of the Year voting in 2016...Led MLB rookies in HR (27) and tied for the lead in RBI (72), despite being placed on the IL on 8/2 and missing the remainder of the season...Named NL Rookie of the Month for April 2016.

CUT SHORT

In 2022, his debut season with the Red Sox, Story missed 53 games due to IL stints from 7/14-8/26 (right hand contusion) and 9/19-end (left heel contusion). At the time of his 1st injury, he was leading the Sox in RBI (58) and ranked 2nd in HR (15), and was 1 of only 6 players in MLB with at least 15 HR and 10 steals.

- 🔥 Led the Sox in steals (13-for-13)...Became the 3rd Red Sox player to steal 13+ bases in a season without being caught...Joined Lee Tinsley (13-for-13 in 1994) and Leon Culberson (14-for-14 in 1943).
- 🔥 Named Red Sox Defensive Player of the Year by the Boston Baseball Writers.
- 🔥 Made 92 starts at 2B, the first of his MLB career...Recorded 10 OAA and 6 DRS.
- 🔥 Tied the Sox' single-game record with 3 HR on 5/19 vs. SEA...Set a career high in runs scored (5) and matched career highs in RBI (7) and hits (4-for-4)...Became the 24th MLB second baseman to hit 3 HR in a game, and just the 3rd Sox second baseman to do so, joining Dustin Pedroia (6/24/2010 at COL) and Bobby Doerr (6/8/1950 vs. SLB).
- 🔥 Hit a grand slam on 5/20 vs. SEA, becoming just the 3rd player in MLB history to hit a grand slam after hitting 3 HR in the previous game...The others to do so were Jeremy Burnitz (2001 with MIL) and Sammy Sosa (2002 with CHC) (source: Elias).
- 🔥 Exited the Sox' game on 7/12 at TB due to a right hand contusion after being hit by a pitch.

HIGHEST SLUGGING % AGAINST LHP, 1990-2023

Rk.	Player	SLG
1.	Mark McGwire	.640
2.	Frank Thomas	.635
3.	Albert Belle	.620
4.	Manny Ramirez	.617
5.	Juan Gonzalez	.609
6.	Trevor Story	.601
7.	Barry Bonds	.600

Min. 500 PA vs. LHP

PLAYERS WITH 150+ HR AND 100+ STOLEN BASES, 2016-2022

Player	HR	SB
Jose Altuve	156	110
Mookie Betts	190	130
Francisco Lindor	172	113
José Ramírez	184	154
Trevor Story	174	113
Christian Yelich	154	109

PLAYERS WITH 150+ HR AND 100+ STOLEN BASES IN THEIR FIRST 750 GAMES

Player	HR	SB
Ronald Acuña Jr.	161	180
José Canseco	174	103
Eric Davis	162	226
Willie Mays	184	120
Alex Rodríguez	178	129
Alfonso Soriano	153	156
Trevor Story	158	100
Darryl Strawberry	168	154
Mike Trout	158	130

PLAYERS WITH 40+ DOUBLES, 35+ HR, 100+ RBI, AND 25+ SB IN A SEASON, MLB HISTORY

Player	Seasons
Trevor Story (COL)	2018
Alfonso Soriano (NYY, TEX)	2002, '05
Chipper Jones (ATL)	1999
Barry Bonds (SF)	1998
Larry Walker (COL)	1997
Jeff Bagwell (HOU)	1997
Ellis Burks (COL)	1996
Howard Johnson (NYM)	1989

STORY'S MLB RANKINGS, 2016-2021

Stat	Rank	Stat	Rank
365 XBH.....	9th	450 RBI.....	22nd
180 doubles.....	T-12th	100 stolen bases.....	T-8th
158 HR.....	T-14th	27 triples.....	T-6th
1,476 total bases.....	15th	21.3 fWAR.....	25th
463 runs.....	21st	69 DRS.....	7th

Trevor Story, Continued

Minor League Career Highlights

- Named an MiLB.com Organization All-Star in the Rockies system twice (2012, '15).
- Tabbed a South Atlantic League post-season All-Star in 2012 and California League mid-season All-Star in 2014.
- Earned Eastern League Player of the Month honors for April 2015 with Double-A New Britain.
- Named Pioneer League Player of the Week in 2011 for the week of 8/15-21.
- Played for Team USA in the 2015 All-Star Futures Game at Great American Ball Park in Cincinnati.
- Played 22 games for Salt River in the Arizona Fall League following the 2014 season.
- Ranked by *Baseball America* as the No. 96 prospect in baseball in 2013...Also ranked by *BA* as one of the Rockies' top prospects in 2012 (No. 6), 2013 (No. 3), 2014 (No. 9), 2015 (No. 12), and 2016 (No. 8).
- Rated by *Baseball America* as the best defensive infielder and as having the best infield arm in the COL system in 2014, as well as the system's best athlete in 2012.

2023 Highlights

- Missed the Red Sox' first 112 games recovering from an internal bracing procedure of the right ulnar collateral ligament (elbow), performed by Dr. Keith Meister at Texas Metroplex Institute in Arlington on 1/9.
- Played in 43 of the Sox' final 50 games, making 35 starts at SS and 6 as the DH...Ranked 4th in the AL with 8 defensive runs saved at shortstop.
- After his season debut on 8/8, ranked T-6th in the AL with 10 stolen bases.
- Was placed on the 60-Day IL on 2/16.
- Played in 13 rehab games with Triple-A Worcester and Double-A Portland from 7/21-8/6, making 9 starts at SS and 4 as the DH (.300 AVG, 12-for-40, 4 2B, 4 HR, 8 R, 9 RBI, 7 BB, HBP, SB).
- Reinstated from the IL on 8/8 and made his 2023 debut that day vs. KC, starting at SS (0-for-4).
- On 8/13 vs. DET, went 3-for-4 with 3 2B and 2 SB... Became only the 3rd Red Sox player ever with 3+ XBH and 2+ SB in a game (see table on right)...Stole 2nd and 3rd base in the 3rd inning, his 2nd time stealing twice in an inning (also 3rd inn. on 4/16/19 vs. SD).
- Hit his 1st HR of the season on 8/25 vs. LAD, a 2-run shot in the 2nd inning that extended the Sox' lead to 3-0.
- Recorded a season-best 6-game hitting streak to end the season from 9/26-10/1 (.300 AVG, 6-for-20).
- Hit a 2-run HR on 9/29 at BAL that gave the Sox a 2-0 lead in the 5th inning (1-for-3, R, HR, 2 RBI, BB).

Personal

- Full name is Trevor John Story.
- He and his wife, Mallie, had their first child, Stetson, in March 2022 (see box on next page)...The couple had their second child, Nolan, in June 2023.
- Graduated from Irving (TX) High School.
- Committed to play at Louisiana State University prior to being selected by COL in the 2011 MLB Draft.
- Is a self-proclaimed sneaker head, with a preference for Jordan Brand footwear.

MOST DEFENSIVE RUNS SAVED, AMERICAN LEAGUE SS IN 2023

Rk.	Player	Inn.	DRS
1.	Wander Franco	948.0	16
2.	Anthony Volpe	1,346.2	15
3.	Gunnar Henderson	584.2	10
4.	Trevor Story	314.0	8

RED SOX TO RECORD 3+ XBH AND 2+ STEALS IN A GAME

Player	Game	Stats
Dom DiMaggio	4/20/41 at WSH	3 2B, 2 SB
John Valentin	6/13/95 at TOR	2B, 3B, HR, 2 SB
Trevor Story	8/13/23 vs. DET	3 2B, 2 SB

MOST RECENT RED SOX WITH 15+ HR AND 10+ STEALS PRIOR TO THE ALL-STAR GAME

Player	Year	HR	RBI	SB
Carl Yastrzemski	1969	29	70	11
Carl Yastrzemski	1970	21	50	16
Mike Greenwell	1988	15	71	10
Mo Vaughn	1995	24	60	10
Jason Bay	2009	20	72	10
Mookie Betts	2016	18	59	15
Mookie Betts	2017	16	53	15
Mookie Betts	2018	23	51	18
Trevor Story	2022	15	58	10

MAY FLOWERS

- Story hit 9 HR and led the AL with 32 RBI in May 2022, his first career 30-RBI month...Prior to Story, the last Red Sox to hit 9+ HR and record 32+ RBI in a calendar month were Rafael Devers in July 2019 (9 HR, 34 RBI) and David Ortiz in July 2006 (14 HR, 35 RBI).
- Was named AL Player of the Week for 5/16-22.

From 5/16-26 in 2022, Trevor hit 8 HR in 10 games. The only other Red Sox player this century to hit 8+ HR in a 10-game span is David Ortiz (several times).

- Story recorded 21 RBI in 7 games from 5/19-26, the most ever by a Red Sox player in a 7-game span.
- Story's 7 HR from 5/19-26 tied the Red Sox record for a 7-game span, joining David Ortiz (2006), George Scott (1977), Dick Stuart (1964), and Jimmie Foxx (1938, '40).

Game	Stats
5/16 vs. HOU	1-for-3, R, HR, RBI, BB, SB
5/17 vs. HOU	2-for-4, R, 2B, BB
5/18 vs. HOU	0-for-3, R, BB
5/19 vs. SEA	4-for-4, 5 R, 3 HR, 7 RBI, BB, SB
5/20 vs. SEA	1-for-4, R, HR, 4 RBI
5/21 vs. SEA	0-for-3, RBI, SF
5/22 vs. SEA	1-for-4, R, HR, RBI, BB
5/24 at CWS	2-for-6, 2 R, HR, 4 RBI
5/25 at CWS	0-for-4
5/26 at CWS	2-for-4, 2 R, HR, 4 RBI, BB, SB
Totals: 13-for-39, 14 R, 2B, 8 HR, 22 RBI, 6 BB, 3 SB	

Trevor Story, Continued

DUAL THREAT

Trevor hit at least 20 HR in each of his first five 162-game seasons (2016-19, '21) and stole at least 20 bases 3 times (2018-19, '21).

👉 Was 1 of only 2 players with 20+ HR and 20+ SB in each of the three 162-game seasons from 2018-21 (also CLE's José Ramírez).

👉 Is 1 of 3 shortstops ever with 30+ HR and 20+ SB in multiple seasons, joining Alex Rodriguez (5 times) and Francisco Lindor (3 times). Trevor has done so twice (2018-19).

WHAT A WEEK

Trevor was introduced to Red Sox fans at a press conference in Fort Myers, FL, on Wednesday, 3/23/22. The next night, he received a call from his wife, who was going into labor back in Texas. "Yeah, it was in the middle of the night Thursday night, my wife called me and said this thing might be happening," Story told reporters. "I didn't sleep any that night. Got the earliest flight we could get out [Friday], jumped on it, and it was like a movie where I was speeding to the hospital and running through the lobby and straight to the delivery room. And he came very quick after that. I barely made it. Mama held on for me."

Trevor Story

Trevor Story's Career Record

YEAR	CLUB	AVG	G	AB	R	H	2B	3B	HR	RBI	SH	HBP	BB	SO	SB	CS	OBP	SLG	OPS
2011	Casper (R)	.268	47	179	37	48	8	2	6	28	1	2	26	41	13	1	.364	.436	.800
2012	Asheville (A)	.277	122	477	96	132	43	6	18	63	0	9	60	121	15	3	.367	.505	.872
2013	Modesto (A+)	.233	130	497	71	116	34	5	12	65	4	7	45	183	22	1	.305	.394	.699
2014	Modesto (A+)	.332	50	184	38	61	17	7	5	28	0	3	31	59	20	4	.436	.582	1.018
	Tulsa (AA)	.200	56	205	29	41	8	1	9	20	2	2	28	82	3	1	.302	.380	.682
	Tri-City (A-)	.286	2	7	2	2	1	0	0	0	0	0	1	3	0	0	.375	.429	.804
2015	New Britain (AA)	.285	69	256	46	73	20	6	10	40	0	5	36	73	15	2	.379	.527	.906
	Albuquerque (AAA)	.277	61	256	37	71	20	4	10	40	0	2	16	68	7	1	.324	.504	.828
2016	COLORADO	.272	97	372	67	101	21	4	27	72	2	5	35	130	8	5	.341	.567	.908
2017	COLORADO	.239	145	503	68	120	32	3	24	82	0	2	49	191	7	2	.308	.457	.765
	Albuquerque (AAA)	.273	4	11	2	3	0	0	1	2	0	0	2	3	1	0	.385	.545	.930
2018	COLORADO	.291	157	598	88	174	42	6	37	108	0	7	47	168	27	6	.348	.567	.915
2019	COLORADO	.294	145	588	111	173	38	5	35	85	0	7	58	174	23	8	.363	.554	.917
	Albuquerque (AAA)	.333	2	6	0	2	0	0	0	0	0	0	2	0	0	0	.333	.333	.666
2020	COLORADO	.289	59	235	41	68	13	4	11	28	0	0	24	63	15	3	.355	.519	.874
2021	COLORADO	.251	142	526	88	132	34	5	24	75	0	11	53	139	20	6	.329	.471	.800
2022	BOSTON	.238	94	357	53	85	22	0	16	66	0	3	32	122	13	0	.303	.434	.707
	Portland (AA)	.600	2	5	3	3	1	0	1	3	0	0	1	1	0	0	.571	1.400	1.971
2023	Portland (AA)	.250	3	8	2	2	0	0	1	3	0	0	2	5	0	0	.400	.625	1.025
	Worcester (AAA)	.313	10	32	6	10	4	0	3	6	0	1	5	8	1	0	.421	.719	1.140
	BOSTON	.203	43	158	12	32	9	0	3	14	0	1	9	55	10	3	.250	.316	.566
Major League Totals		.265	882	3337	528	885	211	27	177	530	2	36	307	1042	123	33	.332	.504	.836
Minor League Totals		.266	558	2123	369	564	156	31	76	298	7	31	253	649	97	13	.351	.476	.827
Red Sox Totals		.227	137	515	65	117	31	0	19	80	0	4	41	177	23	3	.287	.398	.685

TRANSACTIONS: Signed by the Colorado Rockies as a 1st-round selection (45th overall) in the 2011 First-Year Player Draft (signed by Dar Cox); Signed by the Boston Red Sox as a free agent, 3/22/2022; **INJURED LIST:** Torn ligament in left thumb, 8/2/2016 through remainder of season; Left shoulder strain, 5/10-22/2017; Right thumb sprain, 6/20-7/1/2019; Right hand contusion, 7/14-8/26/2022; Left heel contusion, 9/19/2022 through remainder of season; Recovery from right elbow UCL surgery, 2/16-8/8/2023

Postseason Record

AVG	G	AB	R	H	2B	3B	HR	RBI	SH	HBP	BB	SO	SB	CS	OBP	SLG	OPS
.318	5	22	3	7	2	0	1	1	0	0	0	7	0	0	.318	.545	.863

Wild Card Record

YEAR	CLUB	AVG	G	AB	R	H	2B	3B	HR	RBI	SH	HBP	BB	SO	SB	CS	OBP	SLG	OPS
2017	COL at ARI	.500	1	4	2	2	0	0	1	1	0	0	0	0	0	0	.500	1.250	1.750
2018	COL at CHC	.500	1	6	1	3	1	0	0	0	0	0	0	1	0	0	.500	.667	1.167
Wild Card Totals		.500	2	10	3	5	1	0	1	1	0	0	0	1	0	0	.500	.900	1.400

Division Series Record

YEAR	CLUB	AVG	G	AB	R	H	2B	3B	HR	RBI	SH	HBP	BB	SO	SB	CS	OBP	SLG	OPS
2018	COL vs. MIL	.167	3	12	0	2	1	0	0	0	0	0	0	6	0	0	.167	.250	.417

All-Star Game Record

YEAR	CLUB	AVG	G	AB	R	H	2B	3B	HR	RBI	SH	HBP	BB	SO	SB	CS	OBP	SLG	OPS
2018	NL at WSH	.500	1	2	1	1	0	0	1	1	0	0	0	1	0	0	.500	2.000	2.500
2019	NL at CLE	.000	1	1	0	0	0	0	0	0	0	0	0	1	0	0	.000	.000	.000
All-Star Game Totals		.500	2	3	1	1	0	0	1	1	0	0	0	2	0	0	.333	1.333	1.666

Trevor Story, Continued

Career Fielding Record

POS	PCT.	G	GS	PO	A	E	TC	DP
2B	.984	95	92	157	215	6	378	50
SS	.979	769	704	1026	2142	68	3236	503

Career Single-Game Highs

HITS: 4, 6x, last 8/13/23 vs. DET; **DOUBLES:** 3, 8/13/23 vs. DET; **HOME RUNS:** 3, 2x, last 5/19/22 vs. SEA; **RBI:** 7, 2x, last 5/19/22 vs. SEA; **RUNS SCORED:** 5, 5/19/22 vs. SEA; **WALKS:** 3, 4x, last 5/1/22 at BAL; **STRIKEOUTS:** 5, 5/26/19 vs. BAL; **STOLEN BASES:** 3, 4/16/19 at SD; **HITTING STREAK:** 16, 4/11-28/19; **EJECTIONS (0)**

Home Run Notes

MULTI-HOME RUN GAMES (19); 3-HOME RUN GAMES (2): 9/5/18 vs. SF; 5/19/22 vs. SEA; **2-HOME RUN GAMES (17):** 4/4/16 at ARI; 4/8/16 vs. SD; 7/7/16 vs. PHI; 7/23/16 vs. ATL; 8/16/17 vs. ATL; 5/12/18 vs. MIL; 6/9/18 vs. ARI; 8/4/18 at MIL; 9/3/18 vs. SF; 4/5/19 vs. LAD; 5/24/19 vs. BAL; 5/31/19 vs. TOR; 9/13/19 vs. SD; 7/26/20 at TEX; 6/23/21 at SEA; 8/5/21 vs. CHC; 8/30/21 at TEX; **LEADOFF (2):** 8/30/19 vs. PIT off Dario Agrazal; 9/2/19 at LAD off Walker Buehler; **GRAND SLAMS (4):** 4/21/17 vs. SF off Johnny Cueto; 4/24/18 vs. SD off Eric Lauer; 4/25/21 vs. PHI off David Hale; 5/20/22 vs. SEA off Robbie Ray; **PINCH-HIT (1):** 6/16/17 vs. SF off Jeff Samardzija; **EXTRA-INNING (1):** 9/28/19 vs. MIL off Matt Albers; 5/23/21 vs. ARI off Stefan Crichton; **INSIDE-THE-PARK (0)**

Major League Firsts

GAME: 4/4/16 at ARI (started at SS); **HIT:** 4/4/16 at ARI off Zack Greinke (HR, 3rd inning); **HOME RUN:** 4/4/16 at ARI off Zack Greinke (3-run, 3rd inning); **GAME-ENDING RBI:** 7/15/18 vs. SEA off Nick Vincent (HR, 9th inning)

SNEAK ATTACK

In 2017, ahead of his 2nd season with Colorado, Story spoke with *The Denver Post* about his sneaker collection. "I am a huge sneaker head. I love collecting sneakers."

👉 Trevor shared, "I would see Jordan wearing his J's and even more with (Derek) Jeter and all of his cleats. Just being a fan of sports and seeing these guys' shoes, it made me love shoes a lot."

👉 Some sneakers have special meaning, including the black and white Jordan 11's he was wearing when the Rockies drafted him 45th overall in 2011.

👉 Trevor said in 2017 that his pair of white and baby blue Jordan Columbia 11s were his favorite at the time. They were originally released in 2001.

47 ENMANUEL VALDEZ

INF



Bats: Left • **Throws:** Right • **Height:** 5-8 • **Weight:** 193
Opening Day Age: 25 • **MLB Service:** 77 days
Born: 12/28/1998 in San Juan, DR
Acquired: From the Houston Astros with OF Wilyer Abreu in exchange for C Christian Vázquez on 8/1/2022
Contract Status: Signed through 2024

The Rundown

- Is in his 2nd full season in the Red Sox organization, after being acquired in August 2022.
- Originally signed by HOU as an international free agent in July 2015.
- Attended 2023 Spring Training, his 1st big league camp, after being added to the Red Sox' 40-man roster on 11/10/22.
- Made his Major League debut during 2023.
- Entered 2023 ranked as one of the Sox' top prospects by *Baseball America* (No. 19) and *MLB.com* (No. 18).
- Named to the 2022 MLB Pipeline Prospect Team of the Year (1st Team) at 2nd base.
- Named a 2021 MiLB.com Organization All-Star (HOU).

Additional Career Highlights

- Hit 25+ HR with 90+ RBI in the minor leagues in both 2021 and 2022.
- Has appeared at every position other than CF and P in a minor league game.
- Was 1 of only 4 MiLB players with at least 35 2B, 25 HR, and 100 RBI during 2022.
- Has hit multiple HR in a game 10 times during his minor league career: 1 in 2016, 5 in 2021, and 4 in 2022.
- Named Double-A Texas League Player of the Month for May 2022 with Corpus Christi.
- Has twice received MiLB Player of the Week honors, both in 2022: 5/16-22 (Double-A Texas League) and 8/29-9/4 (Triple-A International League).
- Played for Toros del Este in the Dominican Winter League following the 2022 and 2023 seasons.

2023 Highlights

- Made his MLB debut and appeared in 49 games over 4 stints with BOS...Made 44 starts, all at 2B.
- Among AL rookies with at least 100 PA, ranked 10th in AVG (.266), 13th in SLG (.453), and 16th in OPS (.764).
- 133 of his 149 PA came against RHP...Batted .280 (35-for-125) against righties (2-for-14, BB, HBP vs. LHP).
- Slashed .292/.333/.510 with 6 HR and 18 RBI in night games, compared to .209/.261/.362 with 0 HR and 1 RBI during the day.
- Batted .254 with an .864 OPS in 57 games for Triple-A Worcester (48-for-189, 8 2B, 2 3B, 10 HR, 41 RBI, 41 BB).

CRAZY EIGHT

In his first 8 MLB games from 4/19-5/3/23, Valdez went 10-for-29 with an .897 OPS (.345 AVG, 3 R, 3 2B, HR, 5 RBI, 2 SB). He became the 19th player in Red Sox history to record at least 10 hits and 5 RBI within his first 8 career games, only the 5th since 2000:

Player	Year	Hits	RBI
Enmanuel Valdez	2023	10	5
Rafael Devers	2017	13	6
Will Middlebrooks	2012	11	11
Daniel Nava	2010	10	7
Morgan Burkhardt	2000	12	9

WELCOME TO BOSTON

Valdez, like his dad, grew up a Red Sox fan. "He was very excited about (the trade)," Valdez said. Valdez especially enjoyed watching Manny Ramirez and David Ortiz. "Those are players that came up from the Dominican, so me being from the Dominican, that's a big deal for me."

- *MassLive.com, Aug. 24, 2022*

Enmanuel has appeared at each defensive position with the exception of CF and pitcher during his minor league career. Of his 204 defensive starts at the Double-A and Triple-A levels, 158 have been at either 2B or 3B.

VALDEZ'S CAREER DEFENSIVE BREAKDOWN

Pos.	Games	Starts
2B	317	309
3B	135	130
LF	18	17
1B	6	6
SS	2	2
RF	1	1
C	1	0

Enmanuel Valdez

Enmanuel Valdez, Continued

2023 Timeline

🔥 Attended his 1st ML Spring Training camp after being added to the 40-man roster on 11/10/22.

🔥 Played 15 Grapefruit League games, batting .214 with an .818 OPS (6-for-28, 5 R, 2 HR, 4 RBI, 8 BB).

🔥 Began the season with Worcester...Recalled by BOS on 4/19 and made his debut that night vs. MIN, going 2-for-4 with singles in each of his first 2 AB.

🔥 Became the first Red Sox player to record a hit in each of their first 2 career PA since Chris Carter on 6/5/08 at TB.

🔥 Optioned to Worcester on 4/20, then recalled on 4/25.

🔥 Over a span of 7 games from 4/28-5/5, batted .321 with an .881 OPS (9-for-28, 4 R, 3 2B, HR, 6 RBI, BB, 3 SB)...Within that stretch, hit his 1st career HR (5/1 vs. TOR), doubled in 3 straight games from 4/28-30, and recorded multiple hits in 3 of 4 games from 5/1-5.

🔥 On 5/20 at SD, went 2-for-4 (R, 2B, HR, 3 RBI), his 1st career game with multiple XBH.

🔥 Optioned to Worcester on 6/9.

🔥 In his first 7 games back with the WooSox, went 9-for-21 (.429 AVG, 6 R, 2B, 4 HR, 8 RBI, 2 BB), including a grand slam on 6/17 at Norfolk-G2.

🔥 Batted .440 with a 1.483 OPS over 8 games during July before being placed on the minor league IL with a left hamstring strain (11-for-25, 9 R, 2B, 3B, 3 HR, 10 RBI).

🔥 Recorded 3-hit games on 7/4 and 7/6 vs. Syracuse and hit a grand slam on 7/14 at Jacksonville.

🔥 Recorded a 7-game hitting streak to end August (8/23-30), going 8-for-26 (.308 AVG, 7 R, 2 2B, 5 RBI, 6 BB) over the span.

🔥 Recalled by BOS on 9/1...Went 7-for-24 (.292 AVG, 5 R, 2B, HR, 4 RBI, 2 BB) over 8 games before being optioned back to Worcester on 9/12.

🔥 Recalled again on 9/22 and remained with the Sox through the end of the season.

🔥 Went 6-for-10 (R, 3 2B, HR, 4 RBI, BB) in his first 3 games after being recalled, doubling in each of them.

🔥 On 9/26 vs. TB, recorded his 1st career 3-hit game, going 3-for-4 with a run, double, HR and 4 RBI in a 9-7 loss.

🔥 Over 10 games from 9/2-26, hit .394 with a 1.126 OPS (13-for-33, 6 R, 4 2B, 2 HR, 8 RBI, 2 BB).

🔥 His .333 AVG (14-for-42) in September led AL rookies (min. 30 PA).

Personal

🔥 Grew up a Red Sox fan and enjoyed watching Manny Ramirez and David Ortiz.

🔥 Participated in the Red Sox 2023 Rookie Development Program in January 2023...The program included 2 workouts daily, seminars focused on assimilation into Major League life on and off the field, a Boston Bruins game on 1/22, an RBI clinic with the Red Sox Foundation on 1/23, and a visit to Boston Children's Hospital on 1/24.

Enmanuel Valdez's Career Record

YEAR	CLUB	AVG	G	AB	R	H	2B	3B	HR	RBI	SH	HBP	BB	SO	SB	CS	OBP	SLG	OPS	
2016	DSL Astros (R)	.282	36	131	20	37	14	2	4	24	0	3	14	25	4	0	.353	.511	.864	
	DSL Astros Blue (R)	.164	19	61	12	10	2	1	1	10	0	2	13	10	1	1	.321	.279	.600	
2017	Greenville (R)	.083	3	12	2	1	0	0	0	0	0	0	3	5	0	0	.267	.083	.350	
	GCL Astros (R)	.228	42	145	23	33	10	3	4	15	0	2	20	31	4	2	.325	.421	.746	
2018	Tri-City (A-)	.244	63	238	40	58	16	1	8	23	0	2	22	53	11	6	.311	.420	.731	
2019	Quad Cities (A)	.275	33	120	23	33	11	0	3	20	0	3	16	21	2	3	.374	.442	.816	
	Fayetteville (A+)	.215	67	228	26	49	11	1	5	31	1	2	14	61	6	2	.264	.338	.602	
2020	Did Not Play																			
2021	Asheville (A+)	.254	75	283	52	72	16	1	21	72	0	2	25	67	5	1	.313	.541	.854	
	Corpus Christi (AA)	.256	23	82	11	21	6	0	5	18	0	2	13	22	0	1	.367	.512	.879	
	Corpus Christi (AA)	.357	44	168	40	60	16	0	11	45	0	1	34	47	4	2	.463	.649	1.112	
	Sugar Land (AAA)	.296	38	159	26	47	10	1	10	32	0	2	11	29	1	1	.347	.560	.907	
2022	Worcester (AAA)	.237	44	173	26	41	9	1	7	30	0	0	19	48	3	0	.309	.422	.731	
	Worcester (AAA)	.254	57	189	38	48	8	2	10	41	0	1	41	48	4	3	.388	.476	.864	
	BOSTON	.266	49	139	17	37	8	0	6	19	0	1	8	37	5	1	.311	.453	.764	
Major League Totals		.266	49	139	17	37	8	0	6	19	0	1	8	37	5	1	.311	.453	.764	
Minor League Totals		.256	544	1989	339	510	129	13	89	361	1	22	245	467	45	22	.340	.469	.809	

TRANSACTIONS: Signed by the Houston Astros as an international free agent, 7/2/2015 (signed by Oz Ocampo, Roman Ocumarez, and Jose Lima); Acquired by the Boston Red Sox with OF Wilyer Abreu in exchange for C Christian Vázquez, 8/1/2022; **INJURED LIST:** None

Career Fielding Record

POS	PCT.	G	GS	PO	A	E	TC	DP
2B	.959	47	44	54	110	7	171	21
SS	1.000	1	0	0	1	0	1	0

Career Single-Game Highs

HITS: 3, 9/26/23 vs. TB; **DOUBLES:** 1, 8x, last 9/26/23 vs. TB; **HOME RUNS:** 1, 6x, last 9/26/23 vs. TB; **RBI:** 4, 9/26/23 vs. TB; **RUNS SCORED:** 2, 4x, last 10/1/23 at BAL; **WALKS:** 1, 8x, last 10/1/23 at BAL; **STRIKEOUTS:** 2, 11x, last 9/28/23 at BAL; **STOLEN BASES:** 1, 5x, last 10/1/23 at BAL; **HITTING STREAK:** 5, 4/28-5/3/23; **EJECTIONS (0)**

Home Run Notes

MULTI-HOME RUN GAMES (0); LEADOFF (0); GRAND SLAMS (0); PINCH-HIT (0); EXTRA-INNING (0); GAME-ENDING (0); INSIDE-THE-PARK (0)

Major League Firsts

GAME: 4/19/23 vs. MIN (started at 2B); **HIT:** 4/19/23 vs. MIN off Joe Ryan (single, 3rd inning); **HOME RUN:** 5/1/23 vs. TOR off José Berrios (2-run, 6th inning); **GAME-ENDING RBI:** N/A

75 BRANDON WALTER

LHP



Bats: Left • **Throws:** Left • **Height:** 6-2 • **Weight:** 203

Opening Day Age: 27 • **MLB Service:** 54 days

Born: 9/8/1996 in New Castle, DE

Acquired: Selected in the 26th round of the 2019 First-Year Player Draft

Contract Status: Signed through 2024

Career Highlights

- 🔥 Is in his 6th professional season since being selected by BOS in the 26th round of the 2019 First-Year Player Draft (No. 797 overall).
- 🔥 Is attending his 2nd consecutive Major League Spring Training camp since being added to the Sox' 40-man roster on 11/18/22.
- 🔥 Made his MLB debut in 2023, making 9 appearances (all in relief) over 5 stints with BOS.
- 🔥 Entered 2023 ranked among the Sox' top 10 prospects by both MLB.com (No. 8) and *Baseball America* (No. 10)... Was also rated by *BA* as having the best slider and best control in the organization.
- 🔥 Was born in New Castle, Delaware, becoming just the 2nd individual born in the First State to ever play for the Red Sox (see box below).
- 🔥 Underwent Tommy John surgery in 2018.
- 🔥 In his minor league career, has struck out 334 batters and walked only 70 in 274.1 IP (4.77 SO/BB, 10.95 SO/9.0 IP, 2.30 BB/9.0 IP).
- 🔥 Named Red Sox Minor League Relief Pitcher of the Month for June 2021 and April 2022.
- 🔥 Recorded a career-high 12 SO over 6.0 IP for High-A Greenville on 7/28/21 at Hickory.

2023 Highlights

- 🔥 Made his MLB debut, posting a 6.26 ERA (16 ER/23.0 IP) in 9 games (all in relief) over 5 stints with BOS.
- 🔥 Became the 1st Red Sox pitcher in 79 years to throw 6.0+ innings of relief in an MLB debut (see next page).
- 🔥 Threw more than 1.0 inning in 6 of his 9 appearances for BOS, and 3.0+ innings 4 times.
- 🔥 Pitched primarily for Triple-A Worcester...Posted a 4.60 ERA (48 ER/94.0 IP) in 21 outings (18 starts).
- 🔥 In his final 8 minor league outings (beginning 6/30), went 2-0 with a 1.39 ERA, 0.99 WHIP, and .198 opponent AVG (32.1 IP, 5 ER, 23 H, 9 BB, 24 SO).

BRANDON WALTER EARNS RED SOX' LOU GORMAN AWARD

Brandon earned the 2023 Lou Gorman Award, created in 2011 and given annually to a Red Sox minor leaguer who has demonstrated dedication and perseverance in overcoming obstacles while working his way to the Major League team.

2023 Timeline

- 🔥 Attended his 1st MLB Spring Training camp.
- 🔥 Began the season with Worcester...Pitched in 13 games (12 starts) for the WooSox before his 1st MLB outing, going 1-5 with a 6.28 ERA (43 ER/61.2 IP).
- 🔥 Recalled by BOS on 6/22 for his 1st stint with the Red Sox...Made his MLB debut the same day at MIN and tossed 6.2 innings in relief (see box on next page).
- 🔥 Optioned to Worcester on 6/23...Tossed 2.0 scoreless innings in his lone outing with Worcester before getting recalled by BOS on 7/4 for his 2nd stint.
- 🔥 Posted a 2.25 ERA (2 ER/8.0 IP) with 1 save in 5 appearances, all in relief, between 7/4-23...Recorded his 1st save on 7/8 vs. OAK (3.0 IP, 3 H, 1 R, 0 ER, 3 SO).
- 🔥 Optioned to Worcester on 7/24...Appeared in 2 games (1 start) before getting recalled on 8/9.
- 🔥 Optioned to Worcester on 8/11...Posted a 1.35 ERA (3 ER/20.0 IP) in 4 starts before being recalled on 9/1.
- 🔥 Appeared in 2 games (5.1 IP, 13 H, 11 ER, 3 BB, 5 SO) before getting optioned to Worcester on 9/9.
- 🔥 Recalled by BOS for his 5th and final stint on 9/13.
- 🔥 Tossed 3.0 scoreless innings on 9/14 vs. NYY-G2 (2 H, 2 SO).
- 🔥 Optioned to Worcester on 9/15...Earned the win after allowing 1 run over 5.0 IP in his last start of the season on 9/22 vs. Lehigh Valley (3 H, 4 SO).

THE FIRST STATE

Born in New Castle, Delaware, Brandon became only the 2nd individual born in the First State to play for the Red Sox. He joined George Prentiss, born in Wilmington, who pitched in 9 games for Boston in the franchise's first 2 seasons (1901-02). Only 4 other players who appeared in the majors in 2023 were born in Delaware: Paul Goldschmidt, Joey Wendle, Zack Gelof, and Chad Kuhl.

Brandon Walter, Continued

Personal

- 👉 Full name is Brandon Lee Walter.
- 👉 Made 37 appearances (all starts) at the University of Delaware (2016-17, '19), where he majored in criminal justice...Finished his career ranked 3rd on the program's all-time strikeout list (252).
- 👉 As a freshman in 2016, was named his team's Pitcher of the Year, was named to the Colonial Athletic Association All-Rookie Team, and earned Third Team All-CAA honors.
- 👉 Suffered a season-ending injury in April 2017 and missed the entire 2018 season...Returned as UD's ace in 2019 and became only the 4th player in program history to strike out 100+ batters in a season (106).
- 👉 Graduated in 2015 from Paul M. Hodgson Vocational Technical High School, where he threw 2 no-hitters and went 23-3 with a 0.83 ERA...Threw 6 shutouts in 2015, setting a Delaware state single-season record.
- 👉 On 6/30/15, while pitching for the Stahl Post American Legion team, he threw a 7.0-inning perfect game in a 6-0 victory over R.C. du Pont at Wilson Field...It was the first perfect game in Stahl Post's history, and was believed to be the first in Delaware's American Legion league, which started play in 1926.

In the Community

- 👉 As part of the Red Sox Rookie Development Program in 2023, visited patients at Boston Children's Hospital and hosted a Play Ball clinic with the Red Sox Foundation.
- 👉 Took part in the Red Sox Holiday Caravan in December 2023, visiting Beth Israel Deaconess Medical Center, Boston Children's Hospital, The Jimmy Fund Clinic, Greater Boston Food Bank, West End House Boys & Girls Club, and The BASE, a Roxbury-based community organization that utilizes sports in a way to engage youth in a positive, success-driven culture by providing athletic training, coaching, competition, and academic support.
- 👉 Attended Red Sox Winter Weekend in January 2024, signing autographs and posing for pictures with fans.

Brandon Walter's Career Record

YEAR	CLUB	W-L	ERA	G	GS	SV	IP	H	R	ER	HR	HB	BB	SO	SO/9	WHIP	AVG
2019	GCL Red Sox (R)	4-1	2.70	13	0	0	33.1	26	11	10	2	4	8	39	10.53	1.02	.208
2020							Did Not Play										
2021	Salem (A)	1-1	1.45	13	2	2	31.0	21	7	5	0	2	6	46	13.35	0.87	.178
	Greenville (A+)	4-3	3.70	12	12	0	58.1	46	35	24	6	5	14	86	13.27	1.03	.211
2022	Portland (AA)	2-2	2.88	9	9	0	50.0	36	20	16	6	5	3	68	12.24	0.78	.191
	Worcester (AAA)	1-1	8.22	2	2	0	7.2	9	7	7	0	1	4	7	8.22	1.70	.281
2023	Worcester (AAA)	3-5	4.60	21	18	0	94.0	99	53	48	10	4	35	88	8.43	1.43	.268
	BOSTON	0-0	6.26	9	0	1	23.0	32	17	16	3	1	7	16	6.26	1.70	.327
	Major League Totals	0-0	6.26	9	0	1	23.0	32	17	16	3	1	7	16	6.26	1.70	.327
	Minor League Totals	15-13	3.61	70	43	2	274.1	237	133	110	24	21	70	334	10.96	1.12	.226

TRANSACTIONS: Signed by the Boston Red Sox as a 26th-round selection in the 2019 First-Year Player Draft (signed by Reed Gagnani);
INJURED LIST: None

Career Single-Game Highs

INNINGS: 6.2, 6/22/23 at MIN; **STRIKEOUTS:** 5, 9/1/23 at KC; **HITS:** 10, 9/1/23 at KC; **RUNS:** 7, 9/1/23 at KC; **WALKS:** 3, 2x, last 9/8/23 vs. BAL; **HOME RUNS:** 2, 9/1/23 at KC; **SCORELESS INNINGS STREAK:** 5.0, 7/4-8/23; **EJECTIONS (0)**

Major League Firsts

APPEARANCE: 6/22/23 at MIN (6.2 IP, entered to start 2nd inning); **STRIKEOUT:** 6/22/23 at MIN (Max Kepler, called); **WIN:** N/A; **SAVE:** 7/8/23 vs. OAK (3.0 IP)

RED SOX IN THE LIVE BALL ERA TO THROW 6.0+ INNINGS IN RELIEF IN A MAJOR LEAGUE DEBUT

Pitcher	Game	IP
Brandon Walter	6/22/2023 at MIN	6.2
Clem Hausmann	4/28/1944 vs. PHA	8.0
Earl Johnson	7/20/1940 vs. CLE	6.0
Bobby Reeves	9/7/1931 vs. WSH-G2	7.1

Walter was the only pitcher in 2023 to throw 6.0+ innings of relief in an MLB debut. He was the 1st pitcher to do so since HOU's Kent Emanuel on 4/24/21 vs. LAA, the 1st to do so on the road since TOR's Xavier Hernandez on 6/4/89 at BOS.

IN CONTROL

Through his first 10 starts of 2022 (4/10-6/2), Walter struck out 68 batters and walked only 3 (22.67 SO/BB), including 29 SO and 0 BB through his first 4 starts of the season (4/10-27). He did not issue a walk to any of his first 106 batters faced, totaling 39 SO before his first free pass on 5/5 vs. Reading.

WALTER'S FIRST 5 STARTS OF 2022 (ALL WITH DOUBLE-A PORTLAND)

Game	IP	R	SO	BB
4/10 vs. NH	5.0	0	7	0
4/16 at HIL	6.0	0	5	0
4/22 vs. BIN	6.0	2	10	0
4/27 at SOM	6.0	1	7	0
5/5 vs. REA	6.0	0	10	1
Totals	29.0	3	39	1

57 GREG WEISSERT

RHP



Bats: Right • **Throws:** Right • **Height:** 6-2 • **Weight:** 227

Opening Day Age: 29 • **MLB Service:** 88 days

Born: 2/4/1995 in Bay Shore, NY

Acquired: From the Yankees in a 4-player trade on 12/5/2023

Contract Status: Signed through 2024

Career Highlights

- Is in his 1st season in the Red Sox organization after being acquired from the Yankees along with minor league RHPs Richard Fitts and Nicholas Judice, in exchange for OF Alex Verdugo on 12/5/23.
- Selected by the Yankees in the 18th round of the 2016 First-Year Player Draft.
- Pitched in the majors for NYY in 2022 and 2023 after beginning each season in Triple-A.
- Recorded the win in 3 of his first 6 MLB outings... Earned his 1st win on 8/30/22 at LAA after retiring all 6 batters faced (2 SO).
- In the majors, has twice entered a game with the bases loaded and stranded all 3 inherited runners (9/7/22 vs. MIN-G1 and 9/6/23 vs. DET).
- In 2022, was on the Yankees' ALCS roster but did not pitch...Was not on the club's ALDS roster.
- Was ranked by *Baseball America* as a top Yankees prospect entering 2022 (No. 30) and 2023 (No. 26)... His slider was rated the best among NYY minor leaguers following the 2020 and 2021 seasons.
- In 2022, was tabbed International League Pitcher of the Year and named a Post-Season All-Star...Also named a *Baseball America* Triple-A All-Star.
- Finished the 2022 season with a 25.1-inning scoreless streak with Triple-A Scranton/Wilkes-Barre.

2023 Highlights

- Made 17 relief appearances for the Yankees over 5 stints with the club...11 of his outings were scoreless.
- Threw 2.0+ innings 4 times with NYY, including a career-high 2.1 IP on 9/14 at BOS-G1.
- Spent the majority of the season with Triple-A Scranton/Wilkes-Barre, going 5-3 with 10 saves, a 2.90 ERA (13 ER/40.1 IP), 58 SO, and a .184 opponent AVG in 38 relief appearances.
- In Triple-A, held both righties (.176) and lefties (.192) to a sub-.200 AVG...Allowed 0 HR to RHH (74 AB).
- In his final 11 games with Scranton/Wilkes-Barre (beginning 7/23), posted a 0.77 ERA, 0.60 WHIP, and .077 opponent AVG (11.2 IP, 1 R, 3 H, 15 SO, 4 BB).

REACHING ACROSS THE AISLE

On 12/5/23, the Red Sox and Yankees completed only their 7th trade of the last 50 years:

2023: BOS receives RHPs **Greg Weissert**, Richard Fitts, and Nicholas Judice (NYY receives OF Alex Verdugo)

2023: BOS receives RHP Diego Hernández and cash (NYY receives OF Greg Allen)

2021: BOS receives RHP Franklin German, RHP Adam Ottavino, and cash (NYY receives PTBNL or cash)

2014: BOS receives INF Kelly Johnson (NYY receives INF Stephen Drew and cash)

1997: BOS receives RHP Tony Armas Jr. and RHP Jim Mecir (NYY receives INF Randy Brown and C Mike Stanley)

1994: BOS receives cash (NYY receives RHP Scott Bankhead)

1986: BOS receives DH Don Baylor (NYY receives DH Mike Easler)

- Recalled by NYY on 9/3 and spent the remainder of the season with the Yankees.
- On 9/6 vs. DET, entered the game in the 8th inning with 2 outs and the bases loaded and struck out his only batter faced.
- In his final 6 outings (beginning 9/19), allowed only 1 run in 6.2 IP (1.35 ERA).

Personal

- Last name is pronounced "WICE-ert."
- Played 3 seasons at Fordham University (2014-16).
- Attended Bay Shore High School (NY).

Greg
Weissert

Greg Weissert, Continued

Greg Weissert's Career Record

YEAR	CLUB	W-L	ERA	G	GS	SV	IP	H	R	ER	HR	HB	BB	SO	SO/9	WHIP	AVG
2016	Pulaski (R)	0-0	0.00	5	0	2	6.1	4	0	0	0	1	1	9	12.79	0.79	.182
	Charleston (A)	0-1	4.26	12	0	3	12.2	14	9	6	1	2	10	16	11.37	1.89	.286
2017	Staten Island (A)	2-2	4.13	19	0	4	28.1	21	13	13	1	2	9	34	10.80	1.06	.204
	Charleston (A)	2-2	2.62	17	0	0	34.1	28	17	10	4	2	12	50	13.11	1.17	.211
2019	Tampa (A+)	2-2	3.76	19	0	4	26.1	20	17	11	0	3	16	36	12.30	1.37	.211
	Tampa (A+)	2-2	5.27	25	0	3	41.0	36	29	24	3	6	22	49	10.76	1.41	.234
	Trenton (AA)	1-2	1.88	14	0	1	24.0	10	5	5	0	2	13	28	10.50	0.96	.128
2020						Did Not Play											
2021	Somerset (AA)	1-2	0.71	12	0	4	12.2	9	2	1	0	3	5	20	14.21	1.11	.191
	Scranton/Wilkes-Barre (AAA)	3-1	1.96	28	0	2	36.2	20	11	8	2	1	22	40	9.82	1.15	.156
2022	Scranton/Wilkes-Barre (AAA)	2-1	1.69	42	0	18	48.0	24	9	9	3	5	19	70	13.13	0.90	.149
	NEW YORK-AL	3-0	5.56	12	0	0	11.1	6	7	7	1	2	5	11	8.74	0.97	.146
2023	Scranton/Wilkes-Barre (AAA)	5-3	2.90	38	0	10	40.1	27	18	13	5	1	17	58	12.94	1.09	.184
	NEW YORK-AL	0-0	4.05	17	0	0	20.0	21	9	9	3	1	8	22	9.90	1.45	.273
Major League Totals		3-0	4.60	29	0	0	31.1	27	16	16	4	3	13	33	9.48	1.28	.229
Minor League Totals		20-18	2.90	231	0	51	310.2	213	130	100	19	28	146	410	11.88	1.16	.191

TRANSACTIONS: Signed by the New York Yankees as an 18th-round selection in the 2016 First-Year Player Draft; Acquired by the Boston Red Sox with RHPs Richard Fitts and Nicholas Justice in exchange for OF Alex Verdugo, 12/5/2023; **INJURED LIST:** None

Career Single-Game Highs

INNINGS: 2.1, 9/14/23 at BOS-G1; **STRIKEOUTS:** 3, 3x, last 9/25/23 vs. ARI; **HITS:** 5, 9/8/23 vs. MIL; **RUNS:** 3, 3x, last 9/8/23 vs. ARI; **WALKS:** 2, 3x, last 4/21/23 vs. TOR; **HOME RUNS:** 1, 4x, last 9/14/23 at BOS-G1; **SCORELESS INNINGS STREAK:** 6.0, 9/18/22-4/21/23; **EJECTIONS (0)**

Major League Firsts

APPEARANCE: 8/25/22 at OAK (0.1 IP, entered to start 7th inning); **STRIKEOUT:** 8/28/22 at OAK (Sheldon Neuse, swinging); **WIN:** 8/30/22 at LAA (2.0 IP); **SAVE:** None

2024
Red Sox

22 GARRETT WHITLOCK

RHP



Bats: Right • **Throws:** Right • **Height:** 6-5 • **Weight:** 218
Opening Day Age: 27 • **MLB Service:** 3 years
Born: 6/11/1996 in Snellville, GA
Acquired: Selected in the Major League phase of the 2020 Rule 5 Draft
Contract Status: Signed through 2026 (club options for 2027 and 2028)

The Rundown

- Is in his 4th season in the Red Sox organization after being selected from the Yankees in the 2020 Rule 5 Draft.
- On 4/10/22, agreed with BOS on a 4-year contract extension spanning the 2023-26 seasons, with club options for 2027 and 2028.
- Served as the Red Sox' Jimmy Fund captain in 2023 and will once again hold that role in 2024.
- Selected by the Yankees in the 18th round of the 2017 First-Year Player Draft and spent his first 4 seasons in the NYY organization (2017-20).
- Underwent Tommy John surgery in July 2019, missing the remainder of that season and all of 2020.
- Made his MLB debut in 2021, when he became only the 10th Red Sox pitcher in the Live Ball Era (since 1920) to throw 70.0+ innings and record a sub-2.00 ERA (1.96).
- Made the Sox' Opening Day roster in 2021 and 2022 before beginning the 2023 season on the Injured List.
- Pitched primarily as a starter prior to reaching the majors in 2021...19 of his 99 Major League outings have been starts (9 in 2022, 10 in 2023).

Additional Career Highlights

- Made his MLB debut on 4/4/21 vs. BAL and threw 3.1 scoreless innings (3 H, 0 BB, 5 SO)...Is the only Red Sox pitcher ever to allow 0 runs, issue 0 walks, and strike out 5+ batters in an MLB debut.
- In 2021, led the Red Sox in relief innings (73.1); his 1.96 ERA led all Sox pitchers (min. 15.0 IP)...Made 24 scoreless appearances of more than 1.0 inning, the most in the majors and the most by a Red Sox pitcher since Greg Harris in 1993 (also 24).
- Was 1 of 30 rookies to throw 70.0+ innings in 2021... Among that group, ranked in the top 3 in ERA (1st, 1.96), opponent OBP (1st, .282), WHIP (2nd, 1.10), walk rate (3rd, 5.7%), and opponent OPS (3rd, .631).
- Earned the 2021 Fireman Award (top relief pitcher) and Unsung Hero Award from the Boston Baseball Writers.
- Began his MLB career with a 13.1-inning scoreless streak that spanned all 6 of his April outings...Retired 25 straight batters faced between his outings from 4/4-23.
- Through July 2021, was 4-1 with a 1.26 ERA (7 ER/50.0 IP)...That is the 3rd-lowest ERA by a Red Sox pitcher through 50.0 career innings since ER became an official stat (Boo Ferriss-0.54, Hideki Okajima-0.90) (source: Elias).
- Appeared in 5 games in the 2021 Postseason and went 1-0 with a 2.16 ERA, 0.72 WHIP, and .143 opponent AVG (8.1 IP, 4 H, 2 R, 2 BB, 5 SO)...Made 3 consecutive scoreless and hitless appearances beginning with Game 3 of the ALDS.

MOST SCORELESS OUTINGS OF 2.0+ INNINGS, 2021-2023

Rk.	Pitcher	G
1.	Collin McHugh (TB, ATL)	33
2.	Garrett Whitlock (BOS)	28

HIGHEST STRIKEOUT-TO-WALK RATIO IN RED SOX HISTORY (MIN. 200.0 INNINGS)

Rk.	Pitcher	Seasons	SO/BB
1.	Koji Uehara	2013-16	7.86
2.	Chris Sale	2017-23	6.06
3.	Pedro Martinez	1998-2004	5.45
4.	Curt Schilling	2004-07	5.31
5.	Garrett Whitlock	2021-23	5.22
6.	David Wells	2005-06	4.52

- Recorded the final 3 outs of the Sox' 2021 Wild Card Game win over the Yankees (1.0 IP, 1 R)...Pitched in Games 3 and 4 of the ALDS vs. TB, allowing 0 hits and 0 runs in 3.1 IP (1 BB, 3 SO)...Earned the win in the clinching game with 2.0 perfect innings...Threw 2.0 scoreless and hitless innings in Game 2 of the ALCS at HOU.
- Among 2022 AL pitchers with at least 75.0 IP, ranked 8th in SO/BB ratio (5.47), 11th in WHIP (1.02), 15th in opponent AVG (.222), and 17th in opponent OPS (.639).
- Posted a sub-1.00 ERA in April 2022 (0.54, 16.2 IP) and July 2022 (0.90, 10.0 IP).
- Did not allow a hit over 4.0 scoreless innings to earn the win in relief on 4/12/22 at DET (BB, 2 SO, 39 pitches)... Became the 1st pitcher in Sox history to throw fewer than 40 pitches in a hitless relief outing of at least 4.0 innings... Was the 16th pitcher in MLB history to do so, the 1st since Derek Lowe on 4/20/13 with TEX vs. SEA.
- On 6/1/22 vs. CIN, earned the win after allowing 1 run in 6.0 IP...Was the 1st pitcher in MLB with 0 ER, 0 BB, and 0 SO over 6.0+ IP since Rick Porcello on 7/1/14 with DET vs. OAK (9.0 IP).
- Underwent a successful right hip arthroscopy on 9/26/22, performed by Dr. Bryan Kelly at the Hospital for Special Surgery in New York.
- Ranked by *Baseball America* as one of NYY's top prospects in 2019 (No. 18) and 2020 (No. 14), as well as the Red Sox' No. 14 prospect entering 2021.
- Named South Atlantic League Pitcher of the Week for 4/30-5/6/18 with Single-A Charleston.

Garrett Whitlock

Garrett Whitlock, Continued

2023 Highlights

🔥 Missed 69 games due to 3 stints on the IL...Also missed 6 games on the Bereavement List.

🔥 His first 10 appearances came as a starter (4-3, 5.23 ERA); his remaining 12 came in relief (1-2, 4.95 ERA).

🔥 Walked only 13 of his 304 batters faced (career-best 4.3%)...Ranked in MLB's 98th percentile in walk rate.

🔥 Posted a career-low 1.6 BB/9.0 IP.

🔥 Tossed a career-high 7.0 innings in 3 starts (4/16 vs. LAA, 6/14 vs. COL, 6/21 at MIN).

🔥 Recorded a 3.25 ERA across 10 day games (27.2 IP, 23 H, 11 R, 10 ER, 8 BB, 28 SO), compared to a 6.34 ERA in 12 night games (44.0 IP, 59 H, 31 ER, 5 BB, 44 SO).

🔥 Posted a 1.29 ERA in 5 rehab appearances (all starts) between Triple-A Worcester and Double-A Portland (21.0 IP, 3 R, 18 H, 3 BB, 25 SO).

2023 Timeline

🔥 Began the season on the 15-Day IL recovering from right hip surgery performed on 9/26/22.

🔥 Started Worcester's Opening Day on 3/31 vs. Syracuse (4.0 IP, 1 R, 6 H, 1 BB, 6 SO) and Portland's Opening Day on 4/6 vs. Binghamton (W, 6.0 IP, 1 R, 1 H, 1 BB, 8 SO).

🔥 Reinstated from the IL on 4/11 and started that night at TB (L, 5.0 IP, 8 H, 5 R, 5 SO).

🔥 Threw a career-high 99 pitches on 4/16 vs. LAA (7.0 IP, 3 H, 1 R, 2 BB, 5 SO).

🔥 Placed on the 15-Day IL on 4/25 due to right elbow ulnar neuritis...Made rehab starts for Worcester vs. Lehigh Valley on 5/16 (4.0 IP, 1 R) and 5/21 (4.2 IP, 0 R).

🔥 Reinstated from the IL on 5/27 and started that night at ARI (W, 5.0 IP, 3 H, 1 R, 4 SO).

🔥 Tossed a quality start on 6/9 at NYY (W, 6.1 IP, 1 ER).

🔥 Struck out a season-high 7 batters across 7.0 IP on 6/14 vs. COL (W, 6 H, 2 R, BB).

🔥 In his final 17 games (beginning 6/9), struck out 52 batters and walked 8 in 46.0 IP...In 5 outings from 6/21-8/16, struck out 18 batters and walked 0 in 15.2 IP.

🔥 Removed from his start on 7/2 at TOR after the 1st inning due to right elbow tightness...Placed on the 15-Day IL on 7/3 with right elbow inflammation.

🔥 Made 1 rehab start for Worcester on 8/9 vs. Buffalo (2.1 IP, 0 R)...Reinstated from the IL on 8/13 and pitched in relief that night vs. DET (2.0 IP, 1 R, 0 ER, 3 SO).

🔥 On the Bereavement List from 9/3-9...Reinstated on 9/10 and threw 2.0 scoreless innings that night vs. BAL.

🔥 Earned his lone save of 2023 on 9/29 at BAL with 2.0 scoreless innings (1 H, 3 SO).

🔥 Beginning 8/23, allowed 0 HR in his final 9 outings (15.0 IP), after giving up 13 HR in his first 13 (56.2 IP).

LOWEST ERA BY RED SOX THROUGH FIRST 2 SEASONS, LIVE BALL ERA

Rk.	Pitcher	Seasons	ERA
1.	Dick Radatz	1962-63	2.10
2.	Garrett Whitlock	2021-22	2.73
3.	Tex Hughson	1941-42	2.87

LOWEST WHIP BY RED SOX THROUGH FIRST 2 SEASONS, LIVE BALL ERA

Rk.	Pitcher	Seasons	WHIP
1.	Garrett Whitlock	2021-22	1.06
2.	Dick Radatz	1962-63	1.09
3.	Tex Hughson	1941-42	1.22

**Minimum 150.0 IP*

LOWEST ERA BY RED SOX ROOKIES (MIN. 60.0 IP)

Rk.	Pitcher	Season	ERA
1.	Jonathan Papelbon	2006	0.92
2.	Fritz Coumbe	1914	1.44
3.	Garrett Whitlock	2021	1.96

RED SOX PITCHERS WITH 70.0+ INNINGS AND A SUB-2.00 ERA IN THE LIVE BALL ERA (1920-2023)

Rk.	Pitcher	Season	ERA
1.	Koji Uehara	2013	1.09
2.	Pedro Martinez	2000	1.742
3.	Clay Buchholz	2013	1.745
4.	Ellis Kinder	1953	1.85
5.	Brandon Workman	2019	1.88
6.	Luis Tiant	1972	1.91
7.	Daniel Bard	2010	1.929
8.	Roger Clemens	1990	1.931
9.	Garrett Whitlock	2021	1.96
10.	Dick Radatz	1963	1.97

RULE 5 REWARDS

Garrett became the first pitcher to make the Sox' Opening Day roster after being selected by the club in the Rule 5 Draft the previous December since Vaughn Eshelman in 1995. Prior to Whitlock, it had been 17 years since a pitcher selected by the Sox in the Rule 5 Draft pitched for Boston in the ensuing season. The last to do so was current NESN analyst Lenny DiNardo in 2004.

FEEL GOOD STORY

After undergoing Tommy John surgery in July 2019, Garrett missed the entire 2020 season and was selected by Boston from the Yankees in the Rule 5 Draft. He spent the entire 2021 season with the Red Sox and led the team with a 1.96 ERA, despite having never pitched above Double-A prior to 2021. On 4/10/22, he agreed with BOS on a 4-year contract extension that spans the 2023-26 seasons, with club options for 2027 and 2028.

Personal

- 🔴 Full name is Garrett Gets Whitlock.
- 🔴 Married to his wife, Jordan.
- 🔴 Is an avid fisherman.
- 🔴 Pitched 2 seasons (2016-17) at the University of Alabama-Birmingham, going 7-11 with 2 saves and a 3.56 ERA in 42 games (8 starts).
- 🔴 Begins 2024 as 1 of 7 former University of Alabama-Birmingham players to appear in MLB...He joins Charlie Moore (1973-87), Hector Villanueva (1993-96), Chris Hammond (1990-2006), James Naile (2022), Graham Ashcraft (2022), and Brewer Hicklen (2022).
- 🔴 Pitched for Chatham in the Cape Cod Baseball League in 2016.
- 🔴 Graduated from Providence Christian Academy (GA).

In the Community

- 🔴 Attended Red Sox Winter Weekend in January 2023 and 2024, signing autographs, posing for pictures with fans, and taking part in panel discussions.
- 🔴 Served as the Red Sox' Jimmy Fund captain in 2023 and will once again hold that role in 2024.

ON THE BIG STAGE

In the 2021 Postseason, Garrett made 3 consecutive scoreless and hitless appearances of more than 1.0 inning, matching MLB's longest such streak in a single Postseason (also NYY's Ron Davis in 1981). The only other Red Sox to make as many as 3 scoreless and hitless appearances of more than 1.0 inning at any point in a single Postseason are Koji Uehara (3 in 2013), Hideki Okajima (3 in 2007), and Keith Foulke (3 in 2004). The only Red Sox with *more than 3* such appearances in an entire Postseason career are Okajima (5), Jonathan Papelbon (5), and Mike Timlin (4).

Garrett is the only Red Sox pitcher ever to throw 2.0+ hitless and scoreless innings in consecutive Postseason appearances. That ties the longest such streak in MLB history, as he became the 16th pitcher to accomplish the feat in a single Postseason for any team.

Game	Stats
ALDS-G3 vs. TB	1.1 IP, 0 H, 0 R, 1 BB, 3 SO
ALDS-G4 vs. TB	2.0 IP, 0 H, 0 R, 0 BB, 0 SO
ALCS-G2 at HOU	2.0 IP, 0 H, 0 R, 1 BB, 2 SO

Garrett Whitlock



Garrett Whitlock, Continued

Garrett Whitlock's Career Record

YEAR	CLUB	W-L	ERA	G	GS	SV	IP	H	R	ER	HR	HB	BB	SO	SO/9	WHIP	AVG
2017	GCL Yankees West (R)	0-0	1.04	3	3	0	8.2	4	2	1	0	1	0	14	14.54	0.46	.138
	Pulaski (R)	1-0	7.94	2	0	0	5.2	10	5	5	1	1	0	8	12.71	1.76	.400
2018	Charleston (A)	2-2	1.13	7	7	0	40.0	23	5	5	1	2	7	44	9.90	0.75	.168
	Tampa (A+)	5-3	2.44	14	13	0	70.0	60	23	19	2	5	27	74	9.51	1.24	.231
	Trenton (AA)	1-0	0.84	2	1	0	10.2	10	2	1	0	2	7	4	3.38	1.59	.263
2019	Trenton (AA)	3-3	3.07	14	14	0	70.1	73	34	24	4	2	18	57	7.29	1.29	.265
2020							Did Not Pitch										
2021	BOSTON	8-4	1.96	46	0	2	73.1	64	22	16	6	3	17	81	9.94	1.10	.233
2022	BOSTON	4-2	3.45	31	9	6	78.1	65	32	30	10	1	15	82	9.42	1.02	.222
	Worcester (AAA)	0-0	9.00	1	0	0	2.0	6	2	2	0	0	0	3	13.50	3.00	.500
	Portland (AA)	0-0	0.00	1	0	0	2.0	1	0	0	0	0	0	1	4.50	0.50	.143
2023	Worcester (AAA)	0-0	1.20	4	4	0	15.0	17	2	2	1	1	2	17	10.20	1.27	.293
	Portland (AA)	1-0	1.50	1	1	0	6.0	1	1	1	1	0	1	8	12.00	0.33	.053
	BOSTON	5-5	5.15	22	10	1	71.2	82	43	41	13	3	13	72	9.04	1.33	.288
Major League Totals		17-11	3.51	99	19	9	223.1	211	97	87	29	7	45	235	9.47	1.15	.247
Minor League Totals		13-8	2.34	49	43	0	230.1	205	76	60	10	14	62	230	8.99	1.16	.238

TRANSACTIONS: Signed by the New York Yankees as an 18th-round selection in the 2017 June Draft; Selected by the Boston Red Sox in the Major League phase of the Rule 5 Draft, 12/10/2020; **INJURED LIST:** COVID-19 Related Injured List, 5/15-16/2021; Right pectoral strain, 9/20-10/2/2021; Right hip inflammation, 6/9-7/14/2022; Right hip impingement, 9/21/2022 through remainder of season; Recovery from right hip surgery, 3/27-4/10/2023; Right elbow ulnar neuritis, 4/25-5/26/2023; Right elbow inflammation, 7/3-8/12/2023

Postseason Record

W-L	ERA	G	GS	SV	IP	H	R	ER	HR	HB	BB	SO	SO/9	WHIP	AVG
1-0	2.16	5	0	0	8.1	4	2	2	2	0	2	5	5.40	0.72	.143

Wild Card Record

YEAR	CLUB	W-L	ERA	G	GS	SV	IP	H	R	ER	HR	HB	BB	SO	SO/9	WHIP	AVG
2021	BOS vs. NYY	0-0	9.00	1	0	0	1.0	1	1	1	1	0	0	0.00	1.00	.250	

Division Series Record

YEAR	CLUB	W-L	ERA	G	GS	SV	IP	H	R	ER	HR	HB	BB	SO	SO/9	WHIP	AVG
2021	BOS vs. TB	1-0	0.00	2	0	0	3.1	0	0	0	0	0	1	3	8.10	0.30	.000

League Championship Series Record

YEAR	CLUB	W-L	ERA	G	GS	SV	IP	H	R	ER	HR	HB	BB	SO	SO/9	WHIP	AVG
2021	BOS vs. HOU	0-0	2.25	2	0	0	4.0	3	1	1	1	0	1	2	4.50	1.00	.214

Career Single-Game Highs

INNINGS: 7.0, 3x, last 6/21/23 at MIN; **STRIKEOUTS:** 9, 5/4/22 vs. LAA; **HITS:** 11, 6/27/23 vs. MIA; **RUNS:** 6, 6/27/23 vs. MIA; **WALKS:** 4, 5/10/22 at ATL; **HOME RUNS:** 3, 4/11/23 at TB; **WINNING STREAK:** 4, 6/5-7/28/21; **SCORELESS INNINGS STREAK:** 15.0, 7/2-8/7/21; **EJECTIONS (0)**

Major League Firsts

APPEARANCE: 4/4/21 vs. BAL (3.1 IP, entered with 2 outs in 3rd inning); **STRIKEOUT:** 4/4/21 vs. BAL (Chance Sisco, swinging); **WIN:** 6/5/21 at NYY (1.2 IP); **SAVE:** 5/13/21 vs. OAK (3.0 IP)

2024
Red Sox

25 JOSH WINCKOWSKI

RHP



Bats: Right • **Throws:** Right • **Height:** 6-4 • **Weight:** 223
Opening Day Age: 25 • **MLB Service:** 1 year, 74 days
Born: 6/28/1998 in Toledo, OH
Acquired: From the New York Mets in a 3-team trade that also involved the Kansas City Royals on 2/10/2021
Contract Status: Signed through 2024

Career Highlights

- Is in his 9th professional season, his 4th in the Red Sox organization.
- Selected by the Blue Jays in the 15th round of the 2016 June Draft and spent 2016-20 in the TOR system.
- Was traded twice in a span of 15 days in 2021, from TOR to NYM on 1/27/21 and from NYM to BOS on 2/10/21.
- Added to the Sox' 40-man roster on 11/19/21... Made his MLB debut in 2022 with BOS, then made his 1st career Opening Day roster in 2023.
- In 2023, led the Red Sox in appearances (60) and ranked 3rd in MLB in relief innings (83.1).
- Led 2022 Red Sox rookies in starts (14)...Became the 5th rookie since 2000 to make 14+ starts for the Sox, joining Eduardo Rodriguez (21 in 2015), Clay Buchholz (15 in 2008), Daisuke Matsuzaka (32 in 2007), and Jon Lester (15 in 2006).
- From 6/15-7/2/22, became the 1st Sox rookie in franchise history to allow 2 runs or fewer and issue 1 or 0 BB over 5.0+ IP in 4 consecutive outings...It was just the 24th occurrence by any pitcher in club history.

Minor League Career Highlights

- Entered 2022 ranked by *Baseball America* as the Red Sox' No. 9 prospect.
- Recorded a 3.27 ERA and allowed 0.61 HR/9.0 IP in 73 minor league appearances (70 starts) from 2018-22 (368.1 IP, 134 ER, 25 HR).
- Named 2018 Northwest League Pitcher of the Year after posting a 2.78 ERA in 13 starts with Short-A Vancouver.
- Named a 2018 post-season All-Star (Northwest League) and 2019 mid-season All-Star (Midwest League)...Started the 2019 Midwest League All-Star game for the East team; retired all 3 batters faced on only 10 pitches.
- Has earned MiLB Pitcher of the Week honors 3 times: 7/30-8/5/18 (Northwest League), 8/13-19/18 (Northwest League), and 5/24-30/21 (Double-A East).

2023 Highlights

- Posted career bests in games (60), innings (84.1), strikeouts (82), and ERA (2.88).
- Led the Red Sox in appearances (60) and was 2nd in holds (19) behind Chris Martin (23).
- Ranked 3rd in MLB in relief innings (83.1), just 1.0 IP shy of the lead...Led MLB in relief innings through the end of July.
- Was the 1st Red Sox pitcher to toss 80.0+ innings in relief and finish among the top 10 in the category since Alfredo Aceves in 2012 (4th, 84.0).

MOST RELIEF INNINGS IN 2023

Rk.	Pitcher (Team)	Inn.
T1.	Jake Bird (COL)	84.1
T1.	Tyler Holton (DET)	84.1
3.	Josh Winckowski (BOS)	83.1

MOST RELIEF APPEARANCES WITH AT LEAST 2.0 IP IN 2023

Rk.	Pitcher (Team)	G
1.	Michael Tonkin (ATL)	24
T2.	Jakob Junis (SF)	20
T2.	Tristan Beck (SF)	20
4.	Tyler Holton (DET)	19
T5.	Josh Winckowski (BOS)	18
T5.	Mason Englert (DET)	18

WORKHORSE

Josh was the 1st Red Sox pitcher to toss 80.0+ innings in relief and finish among MLB's top 10 in the category since 2012, the 5th since 2000:

Pitcher	Year	Inn.	Rank
Josh Winckowski	2023	83.1	3rd
Alfredo Aceves	2012	84.0	4th
Alfredo Aceves	2011	93.0	1st
Mike Timlin	2005	80.1	10th
Derek Lowe	2000	91.1	T-4th

- Among MLB pitchers with at least 80.0 IP, ranked 9th in ERA (2.88).
- 38 of his 60 outings were scoreless, including 7 of 2.0+ innings...Pitched 2.0+ innings 18 times, including a season-high 3.0 innings 4 times.
- Ranked in MLB's 75th percentile or better in fast-ball velocity (86th), ground ball rate (85th), and barrel percentage (75th).
- Against his cutter, opponents had a .206 expected AVG and .269 expected SLG...33 of his 82 SO came via his cutter.
- Held lefty batters to a .304 SLG (7 XBH)...Among the 134 MLB pitchers with at least 150 LHH faced, was tied with CWS' Jesse Scholtens for fewest HR allowed (1).

Josh Winckowski

Josh Winckowski, Continued

2023 Timeline

- 🔥 Made his 1st Opening Day roster.
- 🔥 Made 5 appearances (3 starts) in Spring Training... Posted a 1.13 ERA (2 ER/16.0 IP).
- 🔥 7 of his first 10 outings of the season were 2.0+ innings (3/30-4/30)...Allowed just 3 ER over 19.1 IP (1.40 ERA) in that span...His 1.47 ERA and 0.87 WHIP in April was his best statistical month in those categories.
- 🔥 Earned his 1st win of the season on 4/14 vs. LAA (3.0 IP) and his 1st career save on 5/2 vs. TOR (1.0 IP, H).
- 🔥 Earned a 3.0-inning save on 5/19 at SD, holding the Padres hitless in a 6-1 win (BB, 2 SO).
- 🔥 Picked up the win on 7/6 vs. TEX, pitching 2.0 hitless innings (BB, SO).
- 🔥 Made a career-high 5 straight scoreless appearances from 7/14-28 (5.2 IP).
- 🔥 Made his lone start of the season on 8/20 at NYY, pitching a hitless 1st inning (1.0 IP, BB, 2 SO).
- 🔥 Earned his 3rd and final save of the season on 8/23 at HOU (1.0 IP, 3 H, R, 2 SO).
- 🔥 Made 11 appearances in September, of which 8 were scoreless and 6 were hitless...Allowed 3 ER over 13.1 IP (2.03 ERA) and held opponents to a .184 AVG (9-for-49, 18 SO) in the month.
- 🔥 His final win came on 9/18 at TEX, pitching a hitless 7th inning (2 BB, 3 SO).

Personal

- 🔥 Grew up in Fort Myers, FL, home of the Red Sox' Spring Training site...Attended Red Sox and Twins Spring Training games as a teenager.
- 🔥 One of his favorite hobbies is playing video games.
- 🔥 Graduated in 2016 from Estero (FL) High School... Transferred from Cypress Lake High School as a junior.

In the Community

- 🔥 Took part in the Red Sox Holiday Caravan in December 2022, visiting children at Shriners' Children's Boston, Mass General Hospital for Children, and The BASE, a Roxbury based community organization that utilizes sports in a way to engage youth in a positive, success-driven culture by providing athletic training, coaching, competition, and academic support.
- 🔥 Attended Red Sox Winter Weekend in January 2024, signing autographs and posing for pictures with fans.

FIRST TIME FOR EVERYTHING

From 6/15-7/2 in 2022, Josh became the first Red Sox rookie in franchise history to allow 2 runs or fewer and issue 1 or 0 BB over 5.0+ IP in 4 consecutive outings.

Game	Stats
6/15/22 vs. OAK	5.0 IP, 0 R, 1 BB
6/20/22 vs. DET	6.2 IP, 2 R, 1 BB
6/25/22 at CLE	5.1 IP, 2 R, 1 BB
7/2/22 at CHC	6.0 IP, 2 R/1 ER, 1 BB
Totals:	3-1, 1.96 ERA

MOST STARTS OF 5.0+ INNINGS AND 2 RUNS OR FEWER, RED SOX ROOKIES IN A SINGLE SEASON SINCE 2000

Pitcher	Season	Starts
Daisuke Matsuzaka	2007	17
Eduardo Rodriguez	2015	14
Tomo Ohka	2000	9
Jon Lester	2006	7
Josh Winckowski	2022	6
Henry Owens	2015	6

Josh Winckowski's Career Record

YEAR	CLUB	W-L	ERA	G	GS	SV	IP	H	R	ER	HR	HB	BB	SO	SO/9	WHIP	AVG
2016	GCL Blue Jays (R)	2-2	4.61	5	3	0	13.2	16	9	7	2	0	4	13	8.56	1.46	.281
2017	GCL Blue Jays (R)	2-2	5.33	12	11	0	54.0	61	41	32	8	2	24	45	7.50	1.57	.282
2018	Vancouver (A-)	4-5	2.78	13	13	0	68.0	68	27	21	2	6	15	71	9.40	1.22	.255
2019	Lansing (A)	6-3	2.32	13	13	0	73.2	62	20	19	3	3	26	71	8.67	1.19	.230
	Dunedin (A+)	4-5	3.19	11	10	1	53.2	48	24	19	5	2	17	37	6.20	1.21	.232
2020							Did Not Play										
2021	Portland (AA)	8-3	4.14	21	20	0	100.0	100	54	46	10	2	30	88	7.92	1.30	.253
	Worcester (AAA)	1-1	2.25	2	2	0	12.0	5	3	3	1	1	3	13	9.75	0.67	.122
2022	Worcester (AAA)	2-4	3.82	13	12	0	61.1	57	38	26	4	1	18	62	9.10	1.22	.244
	BOSTON	5-7	5.89	15	14	0	70.1	85	47	46	10	2	27	44	5.63	1.59	.300
2023	BOSTON	4-4	2.88	60	1	3	84.1	89	34	27	9	3	31	82	8.75	1.42	.267
	Major League Totals	9-11	4.25	75	15	3	154.2	174	81	73	35	5	58	126	7.33	1.50	.282
	Minor League Totals	29-25	3.57	90	84	1	436.1	417	216	173	19	17	137	400	8.25	1.27	.247

TRANSACTIONS: Signed by the Toronto Blue Jays as a 15th-round selection in the 2016 June Draft; Acquired by the New York Mets with RHPs Sean Reid-Foley and Yennys Diaz in exchange for LHP Steven Matz, 1/27/2021; Acquired by the Boston Red Sox with a player to be named later (OF Freddy Valdez) in a trade that also sent OF Andrew Benintendi and cash considerations to the Kansas City Royals in exchange for OF Franchy Cordero and 2 players to be named later (RHPs Luis De La Rosa and Grant Gambrell), 2/10/2021; **INJURED LIST:** COVID-19 Related Injured List, 7/14-25/2022

Career Single-Game Highs

INNINGS: 6.2, 6/20/22 vs. DET; **STRIKEOUTS:** 6, 7/2/22 at CHC; **HITS:** 7, 3x, last 8/18/22 at PIT; **RUNS:** 6, 3x, last 8/23/22 vs. TOR; **WALKS:** 5, 7/7/22 vs. NYY; **HOME RUNS:** 3, 6/24/23 at CWS; **SCORELESS INNINGS STREAK:** 6.0, 6/15-20/22; **EJECTIONS (0)**

Major League Firsts

APPEARANCE: 5/28/22 vs. BAL-G2 (start, 3.0 IP); **STRIKEOUT:** 5/28/22 vs. BAL-G2 (Rougned Odor, swinging); **WIN:** 6/15/22 vs. OAK (5.0 IP); **SAVE:** 5/2/23 vs. TOR (1.0 IP)

12 CONNOR WONG

CATCHER



Bats: Right • **Throws:** Right • **Height:** 6-1 • **Weight:** 190
Opening Day Age: 27 • **MLB Service:** 1 year, 79 days
Born: 5/19/1996 in Houston, TX
Acquired: From the Los Angeles Dodgers
 in a 5-player trade on 2/10/2020
Contract Status: Signed through 2024

The Rundown

- 🔥 Is in his 8th professional season, his 4th in the Red Sox organization.
- 🔥 Selected by LAD in the 3rd round of the 2017 June Draft.
- 🔥 Added to the Red Sox' 40-man roster on 11/20/20 and made his MLB debut in 2021.
- 🔥 Made his 1st career Opening Day roster in 2023 and started 105 games as the catcher.
- 🔥 Was named 2023 Red Sox Heart & Hustle Award winner by the Boston Baseball Writers.
- 🔥 In the majors, has a 4.13 catcher ERA (1,113.0 IP; 511 ER).
- 🔥 Began 2023 ranked by *Baseball America* as the Sox' No. 20 prospect and as the Sox' best defensive catcher...Also ranked by *Baseball America* as one of his organization's top 30 prospects in each season from 2018-22.
- 🔥 In his professional career, has made 398 starts at catcher, 24 at 2B, and 8 at 3B...In MLB, has started at no position other than catcher but has played 10.0 innings at 2B and 1.0 inning at 3B.

Additional Career Highlights

- 🔥 Named Triple-A Worcester's 2022 team MVP, batting .288 (93-for-323) with 20 2B, 15 HR, and 44 RBI over 81 games...Made 53 starts at catcher, 26 at DH, and 1 at 2B.
- 🔥 Recognized by the Red Sox as the organization's Minor League Defensive Player of the Month for May 2022 and Hitter of the Month for August 2022.
- 🔥 Named the International League's Player of the Month for August 2022, batting .368 (25-for-68) with 9 HR, 22 RBI, and a 1.249 OPS in 16 games.
- 🔥 Made his MLB debut in 2021, appearing in 6 games (3 starts) over 6 stints with BOS...In his 3 starts (all at catcher), Sox pitchers allowed a total of 7 ER in 26.0 IP (2.42 ERA).
- 🔥 Recalled by BOS on 6/22/21 and made his debut that day at TB...Pinch ran in the 11th inning and scored a run in a 9-5 win (see table on next page).
- 🔥 Made his 1st career start on 6/26/21 vs. NYY...Recorded a hit in his 1st career PA that day, a single off Jordan Montgomery with 2 outs in the 2nd inning.
- 🔥 Doubled off Shohei Ohtani for his 1st career XBH on 7/6/21 at LAA.
- 🔥 Split the 2020 season between the Red Sox' Alternate Training Site and the Taxi Squad after attending Spring Training as a non-roster invitee.

HIGHEST SPRINT SPEED AMONG QUALIFIED CATCHERS IN 2023

Rk.	Player (Team)	Ft./Sec.
1.	J.T. Realmuto (PHI)	28.7
2.	Drew Millas (WSH)	28.5
3.	Shea Langeliers (OAK)	28.4
4.	Connor Wong (BOS)	28.3

CATCHER CAUGHT STEALING ABOVE AVERAGE IN 2023

Rk.	Player (Team)	CS
1.	Gabriel Moreno (ARI)	9
T2.	Patrick Bailey (SF)	6
T2.	Shea Langeliers (OAK)	6
T4.	Connor Wong (BOS)	5
T4.	Austin Wynns (3 teams)	5
T4.	Christian Bethancourt (TB)	5
T4.	Jonah Heim (TEX)	5
T4.	Elias Díaz (COL)	5
T4.	Cal Raleigh (SEA)	5

- 🔥 Selected as a California League mid-season All-Star in 2018 and 2019...Started at catcher in the 2018 ASG and participated in the 2019 Home Run Derby.
- 🔥 Named an MiLB.com Organization All-Star in 2018 and 2019.
- 🔥 In 2019 between High-A Rancho Cucamonga (71 G) and Double-A Tulsa (40 G), hit .281 (119-for-423) with an .878 OPS, 24 HR, 82 RBI, 24 2B, and 7 3B.
- 🔥 Named Texas League Player of the Week for 8/26-9/2/19.
- 🔥 Named MiLB.com Player of the Month for August 2019.
- 🔥 Threw out all 3 attempted base stealers for High-A Rancho Cucamonga on 6/20/19 at Lancaster, as well as all 3 for Double-A Tulsa on 8/20/19 vs. Amarillo.
- 🔥 Hit .512 (22-for-43) with 4 HR during an 11-game hitting streak with Tulsa from 8/16-27/19...Collected 3 hits in 6 of 7 games from 8/24-31, including in 4 straight from 8/24-27.
- 🔥 Hit safely in each of Tulsa's 10 playoff games in 2019, batting .417 (15-for-37) with 3 HR and 11 RBI...Recorded an RBI in each of his first 3 playoff games...Had multiple RBI in 3 straight Finals games vs. Amarillo (3, 2, 2).

Connor Wong

Connor Wong, Continued

MOST DOUBLES AMONG CATCHERS IN 2023

Rk.	Player (Team)	2B
1.	William Contreras (MIL)	38
2.	Adley Rutschman (BAL)	31
3.	MJ Melendez (KC)	29
T4.	Jonah Heim (TEX)	28
T4.	J.T. Realmuto (PHI)	28
6.	Willson Contreras (STL)	27
T7.	Elias Díaz (COL)	25
T7.	Connor Wong (BOS)	25

HELPING IN A PINCH

Connor was recalled by BOS on 6/22/21 and made his MLB debut that day at TB. He pinch ran in the 11th inning and scored a run in a 9-5 win, becoming the 1st AL player to pinch run in extra innings and score in his MLB debut since Cal Ripken Jr. on 8/10/81 (source: STATS).

- 🔥 Hit a solo HR in the 5th inning on 5/12 vs. STL, going back-to-back after Enmanuel Valdez.
- 🔥 Recorded a career-long 8-game hitting streak from 5/19-6/1 (.310 AVG, 9-for-29, 8 R, 5 2B, 2 HR, 4 RBI, BB).
- 🔥 In 11 games from 6/21-7/2, went 2-for-29 (.069) with 0 BB and 11 SO...In his next 37 games from 7/4-8/24, hit .300 (33-for-110, 8 2B, 3B, 2 HR, 5 BB, HBP).
- 🔥 In 21 July games, hit .313 (20-for-64, 4 2B).
- 🔥 Recorded his 2nd career 4-hit game on 8/24 at HOU, and set a career high with 4 runs scored (4-for-6, 2B, HR, 2 RBI).
- 🔥 Recorded his 100th career hit on 9/28 at BAL (singled in the 8th inning).

2023 Highlights

- 🔥 Completed his 1st full MLB season.
- 🔥 Made his 1st career Opening Day roster and spent the entire season with the Red Sox.
- 🔥 The Sox went 53-52 in his starts at catcher...Ranked 10th in the majors in starts at catcher (105) and 6th in games played at the position (121).
- 🔥 Ranked T-4th in MLB with 5 runners caught above average and was 4th in the AL with 18 runners caught stealing (18-for-86, 21.0%).
- 🔥 Ranked 12th in MLB with a 1.92-second pop time to 2nd base (min. 20 stolen base attempts).
- 🔥 Ranked in MLB's 76th percentile in sprint speed (28.3 feet per second)...His 8 stolen bases were the 2nd-most in MLB among catchers, behind only J.T. Realmuto (16).

2023 Timeline

- 🔥 In 5 Spring Training games, went 3-for-10 with a HR... Missed a majority of the Grapefruit League season due to a left hamstring strain suffered on 3/2.
- 🔥 In his first 13 games (through 4/17), was 5-for-32 (.156) with 0 HR...Over his next 10 games from 4/18-5/2, batted .433 (13-for-30) with 3 HR.
- 🔥 Hit a 2-run HR in the 6th inning on 4/30 vs. CLE, snapping a 34-game homerless streak (92 AB, 107 PA)...Had 4 HR over 25 PA from 4/30-5/12.
- 🔥 On 5/2 vs. TOR, set career highs with 4 hits and 2 HR, hitting a game-tying solo HR in the 6th inning and a go-ahead solo HR in the 8th (4-for-4, 2 R, 2B, 2 HR, 2 RBI).
- 🔥 Threw out 8 of the first 16 runners attempting to steal against him (through 5/7)...Also threw out 7 of 12 runners attempting to steal from 6/7-29.

Personal

- 🔥 Full name is Connor Sun-Han Wong.
- 🔥 Graduated from Pearland (TX) High School.
- 🔥 Played baseball at the University of Houston from 2015-17...Was a 3-year starter...Named to the All-American Conference First Team in 2016 as a utility player, and to the Second Team in 2017 as a catcher.
- 🔥 Played for Yarmouth-Dennis (2015) and Bourne (2016) of the Cape Cod Baseball League.
- 🔥 His father, Matt Maysey, was a right-handed pitcher in the SD (1985-90), MTL (1991-92), MIL (1993), and PIT (1994-95) systems...Made 23 relief appearances between the Expos (1992) and Brewers (1993).

In the Community

- 🔥 Attended Red Sox Winter Weekend in January 2024, signing autographs and posing for pictures with fans.

Connor Wong's Career Record

YEAR	CLUB	AVG	G	AB	R	H	2B	3B	HR	RBI	SH	HB	BB	SO	SB	CS	OBP	SLG	OPS
2017	AZL Dodgers (R)	.000	1	1	0	0	0	0	0	0	0	0	0	1	0	0	.000	.000	.000
	Great Lakes (A)	.278	27	97	19	27	6	0	5	18	0	2	7	26	1	1	.336	.495	.831
2018	Rancho Cucamonga (A+)	.269	102	383	64	103	20	2	19	60	0	10	38	138	6	2	.350	.480	.831
	Rancho Cucamonga (A+)	.245	71	274	39	67	15	6	15	51	1	4	21	93	9	2	.306	.507	.813
2019	Tulsa (AA)	.349	40	149	17	52	9	1	9	31	0	1	11	50	2	1	.393	.604	.997
									Did Not Play										
2020	Worcester (AAA)	.256	50	199	22	51	13	0	8	26	0	0	9	58	7	1	.288	.442	.731
	BOSTON	.308	6	13	3	4	1	1	0	1	0	0	1	7	0	0	.357	.538	.896
2022	Worcester (AAA)	.288	81	323	47	93	20	0	15	44	0	4	27	80	7	3	.349	.489	.838
	BOSTON	.188	27	48	8	9	3	0	1	7	1	1	5	16	0	0	.273	.313	.586
2023	BOSTON	.235	126	371	55	87	25	2	9	36	3	6	22	134	8	2	.288	.385	.673
Major League Totals		.231	159	432	66	100	29	3	10	44	4	7	28	157	8	2	.288	.382	.670
Minor League Totals		.276	372	1426	208	393	83	9	71	230	1	21	113	446	32	10	.337	.496	.833

TRANSACTIONS: Signed by the Los Angeles Dodgers as a 3rd-round selection in the 2017 June Draft (signed by Clint Bowers); Acquired by the Boston Red Sox with OF Alex Verdugo and INF Jeter Downs in exchange for OF Mookie Betts, LHP David Price, and cash, 2/10/2020; **INJURED LIST:** None

Career Fielding Record

POS	PCT.	G	GS	PO	A	E	TC	DP	CCS	SB	CCS%	PB	PKO	INN
C	.989	146	125	1113	53	13	1179	7	22	86	20.4%	8	0	1113.0
2B	1	6	0	1	1	0	2	0						
3B	0	1	0	0	0	0	0	0						

Career Single-Game Highs

HITS: 4, 2x, last 8/24/23 at HOU; **DOUBLES:** 2, 5/26/23 at ARI; **HOME RUNS:** 2, 5/2/23 vs. TOR; **RBI:** 3, 7/17/23 at OAK; **RUNS SCORED:** 4, 8/24/23 at HOU; **WALKS:** 3, 9/4/22 vs. TEX; **STRIKEOUTS:** 4, 2x, last 6/23/23 at CWS; **STOLEN BASES:** 1, 8x, last 9/28/23 at BAL; **HITTING STREAK:** 8, 5/19-6/1/23; **EJECTIONS (0)**

Home Run Notes

MULTI-HOME RUN GAMES (1); 2-HOME RUN GAMES (1): 5/2/23 vs. TOR; **LEADOFF (0); GRAND SLAMS (0); PINCH-HIT (0); EXTRA-INNING (0); GAME-ENDING (0); INSIDE-THE-PARK (0)**

Major League Firsts

GAME: 6/22/21 at TB (entered in 11th inning as pinch-hitter); **HIT:** 6/26/21 vs. NYY off Jordan Montgomery (single, 2nd inning); **HOME RUN:** 9/2/22 vs. TEX off A.J.Alexy (2-run, 7th inning); **GAME-ENDING RBI:** N/A



7 MASATAKA YOSHIDA

OF

Bats: Left • **Throws:** Right • **Height:** 5-8 • **Weight:** 196

Opening Day Age: 30 • **MLB Service:** 1 year

Born: 7/15/1993 in Fukui, Japan

Acquired: Signed as a free agent on 12/15/2022

Contract Status: Signed through 2027



Career Highlights

🔴 Made his MLB debut in 2023 after playing in 762 games over 7 seasons (2016-22) with the Orix Buffaloes of Japan's Nippon Professional Baseball.

🔴 Is the only position player born in Japan to play a full season with the Red Sox.

🔴 Finished 6th in 2023 AL Rookie of the Year voting after leading AL rookies in hits (155), doubles (33), and AVG (.289).

🔴 In consecutive calendar years, won an Olympic Gold Medal (2021), the Japan Series championship (2022), and the World Baseball Classic title (2023) (see box below).

🔴 Was a 4-time NPB All-Star (2018-19, '21-22)...Led NPB in AVG in 2020 (.350) and 2021 (.339)...Also led the Pacific League in both OBP and OPS in 2021 (.429/.992) and 2022 (.447/1.008).

🔴 Recorded 162-game averages of 28 HR and 99 RBI in Japan...In each season from 2018-22, he hit at least .320 with an OBP above .400 and a SLG above .500...Raised or matched his OPS from each season to the next: .854, .928, .956, .956, .966, .992, 1.008.

🔴 Recorded more walks than strikeouts in each of the 4 seasons from 2019-22 (289 BB and 160 SO in that time).

2023 Highlights

🔴 Made his MLB debut and finished 6th in AL Rookie of the Year voting after leading AL rookies in hits (155), doubles (33), and AVG (.289).

🔴 Became the first position player born in Japan to play a full season with the Red Sox...The only other position player born in Japan to appear in a game for the Red Sox is Dave Roberts (August-October 2004).

🔴 Ranked 5th in the AL and 13th in MLB in AVG (.289).

🔴 Posted a 14.0% strikeout rate (81 SO/580 PA), the 5th-lowest mark in the AL and 10th lowest in MLB.

🔴 Ranked 2nd on the Red Sox in hits (155), 3rd in RBI (72), and 4th in runs scored (71) and XBH (51).

🔴 Led the Red Sox and ranked T-11th in the majors with 50 multi-hit games, the most by a BOS rookie since Nomar Garciaparra in 1997 (68).

🔴 Led the Sox and ranked T-8th in MLB with 14 3-hit games.

🔴 In 67 home games, batted .306 with a .360 OBP and .835 OPS (78-for-255, 21 2B, 2 3B, 6 HR, 18 BB, 4 HBP).

🔴 In 54 day games, hit .312 with a .372 OBP and .852 OPS (63-for-202, 9 2B, 2 3B, 7 HR, 16 BB, 4 HBP).

🔴 When leading off an inning, hit .390 with a .433 OBP, .585 SLG, and 1.018 OPS (46-for-118, 12 2B, 3B, 3 HR, 9 BB).

🔴 Hit 2 grand slams (4/23 at MIL and 7/16 at CHC).

YOSHIDA'S ROOKIE RANKINGS

Stat	AL	MLB
.289 AVG*	1st	3rd
155 H	1st	3rd
51 XBH	2nd	5th
33 2B	1st	3rd
72 RBI	2nd	5th
71 R	3rd	7th

*Min. 300 PA

MOST HITS IN DEBUT MLB SEASON (PLAYERS BORN IN JAPAN)

Rk.	Player (Club)	Year	H
1.	Ichiro Suzuki (SEA)	2001	242
2.	Hideki Matsui (NYY)	2003	179
3.	Masataka Yoshida (BOS)	2023	155

BORN IN JAPAN AND PLAYED FOR THE RED SOX

Name	Pos.	Years
Tomo Ohka	RHP	1999-2001
Hideo Nomo	RHP	2001
Dave Roberts	OF	2004
Daisuke Matsuzaka	RHP	2007-12
Hideki Okajima	LHP	2007-11
Takashi Saito	RHP	2009
Junichi Tazawa	RHP	2009, '11-16
Koji Uehara	RHP	2013-16
Hirokazu Sawamura	RHP	2021-22
Masataka Yoshida	OF	2023

CHAMPIONSHIP CALIBER

Yoshida helped Japan win a Gold Medal at the **Tokyo 2020 Olympic Games**. He went 7-for-20 (.350), including 2-for-4 in the championship game vs. USA.

Yoshida hit 2 HR in Game 5 of the **2022 Japan Series**, including a 2-run, walk-off homer that tied the series against the Tokyo Yakult Swallows. Orix went on to win its first championship since 1996.

In the **2023 World Baseball Classic** semifinals against Mexico, Yoshida tied the score at 3-3 in the 7th inning with a 2-out, 3-run HR, and also threw out a runner at home in a 6-5 victory. Japan went on to win the tournament, defeating USA in the finals. He was named to the All-WBC Team after setting a tournament record with 13 RBI in only 7 games.

THE FIRST 50

In his first 50 MLB games, Yoshida batted .314 with an .899 OPS, 22 XBH, 23 BB, and 22 SO.

Only 2 players this century have reached base 85+ times and struck out 25 or fewer times in their first 50 career games: Yoshida (2023) and Ichiro Suzuki (2001).

MOST TIMES REACHING BASE IN FIRST 50 CAREER GAMES, RED SOX IN THE LIVE BALL ERA

Rk.	Player (Year)	TOB
1.	Masataka Yoshida (2023)	87
T2.	Johnny Pesky (1942)	86
T2.	Walt Dropo (1949-50)	86
4.	Ike Boone (1923-24)	85
5.	Tom Oliver (1930)	83
6.	Ted Williams (1939)	82
7.	Fred Lynn (1974-75)	80

SWEET 16

With his 16-game hitting streak from 4/20-5/7/23, Yoshida became the 6th player born in Japan to record a hitting streak of 15+ games. During his streak, Yoshida led MLB in hits (26), RBI (18), AVG (.438), and OPS (1.229) (min. 50 AB).

HITTING STREAKS OF 15+ GAMES BY PLAYERS BORN IN JAPAN

Player	Games
Ichiro Suzuki	16 times
Shohei Ohtani	18, 15
So Taguchi	18
Nori Aoki	17, 15
Hideki Matsui	16, 16, 15
Masataka Yoshida	16

2023 Timeline

- 🔴 Helped Japan win the 2023 World Baseball Classic title...Named to the All-World Baseball Classic Team... Set a WBC record with 13 RBI in only 7 games...Recorded a 1.258 OPS and struck out only once.
- 🔴 In the WBC semifinals against Mexico, tied the score at 3-3 in the 7th inning with a 2-out, 3-run HR...Also threw out a runner at home in Japan's eventual 6-5 win.
- 🔴 Made his MLB debut on Opening Day (3/30 vs. BAL), starting in LF and going 2-for-4 (R, RBI, HBP).
- 🔴 In his first 13 games, hit .167 with a .560 OPS (8-for-48, 2 XBH)...In his remaining 127 games after 4/20, batted .301 with an .805 OPS (147-for-489, 32 2B, 3 3B, 14 HR).
- 🔴 Went on a 16-game hitting streak from 4/20-5/7, batting .438 with a .479 OBP, .750 SLG, and 1.220 OPS in that span (28-for-64, 14 R, 5 2B, 5 HR, 19 RBI) (see box above).
- 🔴 Over the first 5 games of his 16-game hitting streak, from 4/20-24, went 10-for-20 with 1 double, 2 HR, and 9 RBI.
- 🔴 Hit 2 HR, including a grand slam, in the 8th inning on 4/23 at MIL...Tied a season high with 6 RBI (see box on next page).
- 🔴 Named AL Player of the Week for 5/1-7, batting .480 with a .519 OBP, .800 SLG, 1.319 OPS, and 0 SO during the week (12-for-25, 7 R, 2 2B, 2 HR, 8 RBI, BB, HBP).
- 🔴 Recorded multiple hits in 17 of his first 40 career games, through 5/22 (.308 AVG, 48-for-156)...Prior to Yoshida, the last Red Sox player to record multiple hits in at least 17 of their first 40 career games was Johnny Pesky in 1942 (20 of first 40).
- 🔴 Reached safely in 12 of his 17 PA over 4 games from 5/27-31 (.643 AVG, .706 OBP, 9-for-14, 2 2B, HR, 3 BB).
- 🔴 Through 5/31, ranked 2nd in MLB in multi-hit games (20), 3rd in AVG (.313), 7th in OBP (.389), and 9th in OPS (.875).

LOWEST STRIKEOUT RATES FOR PLAYERS WITH 50 EXTRA-BASE HITS IN 2023

Rk.	Player (Club)	XBH	SO%
1.	José Ramírez (CLE)	65	10.56
2.	Ronald Acuña Jr. (ATL)	80	11.43
3.	Alex Bregman (HOU)	57	12.02
4.	Kyle Tucker (HOU)	71	13.65
5.	Masataka Yoshida (BOS)	51	13.97

- 🔴 Drew a 14-pitch walk on 6/10 at NYY against Wandy Peralta, the longest PA by a Red Sox player against the Yankees since Nomar Garciaparra had a 14-pitch strikeout against David Wells at Fenway Park on 5/25/2002.
- 🔴 Had his 1st career 4-hit game on 6/16 vs. NYY (4-for-4, R, 2 2B, 3 RBI).
- 🔴 Recorded multiple hits in 8 consecutive games from 6/30-7/14, the longest streak ever by a player born in Japan (see box on next page)...Batted .500 (17-for-34) with just 1 SO during that streak.
- 🔴 Went 3-for-5 with a triple, HR, and season-high-tying 6 RBI on 7/16 at CHC, an 11-5 Red Sox win.
- 🔴 Singled in the 4th and 8th innings on 8/5 vs. TOR, reaching 1,000 career hits between NBP (884) and MLB (116).
- 🔴 Reached base safely a season-high 5 times on 8/28 vs. HOU, going 3-for-3 with 3 R, a double, and 2 BB.
- 🔴 Was batting .298 with an .821 OPS through 9/4...In his remaining 19 games, hit .229 with a .525 OPS and 0 HR (16-for-70, 4 2B, 1 BB, 17 SO).

Masataka Yoshida

Masataka Yoshida, Continued

ELITE EIGHT

Yoshida recorded multiple hits in 8 consecutive games from 6/30-7/14, batting .500 with a .735 SLG, 1.250 OPS, and just 1 SO in that span. His streak was:

- 👉 The longest streak ever by a player born in Japan
- 👉 MLB's longest streak of 2023
- 👉 The 10th streak of 8+ games in Red Sox history
- 👉 The longest streak by a left-handed Red Sox hitter since Ted Williams (1940)

Game	Stats
6/30 at TOR	3-for-4, R, HR, RBI
7/1 at TOR	2-for-3, RBI, HBP
7/4 vs. TEX	2-for-4, R
7/5 vs. TEX	2-for-4, R, 2B
7/6 vs. TEX	2-for-5, R, RBI
7/8 vs. OAK	2-for-5, R, 2B, RBI, SB
7/9 vs. OAK	2-for-4, 2 R, HR, RBI, SB
7/14 at CHC	2-for-5, R
Totals:	17-for-34, 8 R, 2 2B, 2 HR, 5 RBI, HBP

A GRAND INNING

Yoshida hit 2 HR in the 8th inning on 4/23 at MIL, giving the Sox a 5-4 lead with a solo HR and then extending the lead to 12-4 with a grand slam later in the frame. His 2-homer inning was the:

- 👉 65th in MLB history
- 👉 1st by a player born in Japan
- 👉 4th by a rookie
- 👉 2nd in which one HR gave the player's team a lead in the 8th inning or later
- 👉 15th in which at least one HR was a grand slam

RED SOX MULTI-HR INNINGS

Player	Date (Inning)
Masataka Yoshida	4/23/2023 at MIL (8th)
David Ortiz	8/12/2008 vs. TEX (1st)
Nomar Garciaparra	7/23/2002 vs. TB-G1 (3rd)
Ellis Burks	8/27/1990 at CLE (4th)
Bill Regan	6/16/1928 vs. CWS (4th)

Source: Elias

2024
Red Sox

Masataka Yoshida's Career Record

YEAR	CLUB	AVG	G	AB	R	H	2B	3B	HR	RBI	SH	HB	BB	SO	SB	CS	OBP	SLG	OPS
2016	Orix (NPB)	.290	63	231	35	67	17	0	10	34	0	1	25	34	0	2	.360	.494	.854
2017	Orix (NPB)	.311	64	228	42	71	11	0	12	38	0	1	38	32	1	1	.410	.518	.928
2018	Orix (NPB)	.321	143	514	77	165	37	2	26	86	0	7	69	74	3	1	.403	.553	.956
2019	Orix (NPB)	.322	143	521	92	168	24	2	29	85	0	5	79	64	5	1	.413	.543	.956
2020	Orix (NPB)	.350	120	408	55	143	22	1	14	64	0	8	72	29	8	5	.453	.512	.966
2021	Orix (NPB)	.339	110	389	61	132	22	1	21	72	0	5	58	26	0	0	.429	.563	.992
2022	Orix (NPB)	.335	119	412	56	138	28	1	21	88	0	9	80	41	4	0	.447	.561	1.008
2023	BOSTON	.289	140	537	71	155	33	3	15	72	0	7	34	81	8	0	.338	.445	.783
Major League Totals		.289	140	537	71	155	33	3	15	72	0	7	34	81	8	0	.338	.445	.783
NPB Totals		.327	762	2703	418	884	161	7	133	467	0	36	421	300	21	10	.421	.539	.960

TRANSACTIONS: Signed by the Boston Red Sox as a free agent, 12/15/2022; INJURED LIST: None

World Baseball Classic Record

YEAR	CLUB	AVG	G	AB	R	H	2B	3B	HR	RBI	SH	HB	BB	SO	SB	CS	OBP	SLG	OPS
2023	Japan	.409	7	22	5	9	1	0	2	13	0	4	4	1	0	0	.531	.727	1.258

Career Fielding Record

POS	PCT.	G	GS	PO	A	E	TC	DP
OF	.977	87	84	125	5	3	133	1

Career Single-Game Highs

HITS: 4, 6/16/23 vs. NYY; **DOUBLES:** 2, 2x, last 7/18/23 at OAK; **HOME RUNS:** 2, 4/23/23 at MIL; **RBI:** 6, 2x, last 7/16/23 at CHC; **RUNS SCORED:** 3, 4x, last 8/28/23 vs. HOU; **WALKS:** 3, 4/8/23 at DET; **STRIKEOUTS:** 3, 4x, last 9/15/23 at TOR; **STOLEN BASES:** 1, 8x, last 8/6/23 at DET; **HITTING STREAK:** 16, 4/20-5/7/23; **EJECTIONS (0)**

Home Run Notes

2-HOME RUN GAMES (1): 4/23/23 at MIL; **LEADOFF (0); GRAND SLAMS (2):** 4/23/23 at MIL off Javy Guerra; 7/16/23 at CHC off Justin Steele; **PINCH-HIT (0); EXTRA-INNING (0); GAME-ENDING (0); INSIDE-THE-PARK (0)**

Major League Firsts

GAME: 3/30/23 vs. BAL (started in LF); **HIT:** 3/30/23 off Keegan Akin (single, 6th inning); **HOME RUN:** 4/23/23 vs. PIT off Johan Oviedo (2-run, 1st inning); **GAME-ENDING RBI:** N/A



2023 Season in Review



2023 Season Recap & Highlights

Overall

STATE OF THE SOX: The Red Sox went 78-84 (.481), finishing 5th in the AL East...They tied the Detroit Tigers for MLB's 19th-best record (9th in AL).

- 🔴 The Sox finished with the exact same record they posted in 2022, finishing below .500 for the 3rd time in the last 8 years (24-36 in 2020).
- 🔴 BOS had a losing record in back-to-back years for just the 2nd time since 1995 (also 2014-15).
- 🔴 Under the current 6-division format, it was only the 5th time a team finished in last place with a win % of .481 or higher, joining the 2005 Nationals (.500, 81-81), 2006 Mariners (.481, 78-84), 2015 Red Sox (.481, 78-84), and 2022 Red Sox (.481, 78-84).
- 🔴 The Sox missed the Postseason for the 4th time in 5 years (also 2019, '20, '22) after reaching the Postseason in each of the previous 3 years (2016-18).

MLB'S HIGHEST WIN % IN 2023

Rk.	Team	Win%	Rk.	Team	Win%
1.	Braves	.642	T15.	Reds	.506
2.	Orioles	.623	T15.	Yankees	.506
3.	Dodgers	.617	T15.	Padres	.506
4.	Rays	.611	18.	Giants	.488
5.	Brewers	.568	T19.	Red Sox	.481
T6.	Astros	.556	T19.	Tigers	.481
T6.	Phillies	.556	T21.	Guardians	.469
T6.	Rangers	.556	T21.	Pirates	.469
9.	Blue Jays	.549	23.	Mets	.463
10.	Mariners	.543	24.	Angels	.451
11.	Twins	.537	T25.	Cardinals	.438
T12.	D-Backs	.519	T25.	Nationals	.438
T12.	Marlins	.519	27.	White Sox	.377
14.	Cubs	.512	28.	Rockies	.364
			29.	Royals	.346
			30.	A's	.309

STRENGTH OF SCHEDULE: The Red Sox played 106 of their 162 games (65.4%) against teams with a record of .500 or better, 8 more than any other AL team (2nd: LAA-98) (see box below).

- 🔴 In the Divisional Era (1969-present), the only seasons in which the Sox played more games vs. teams that finished .500 or better were 1991 (123), 1979 (112), and 2022 (112).
- 🔴 Through July, Boston's 38-28 (.576) record vs. teams at or above .500 was the 2nd-best in the majors (ATL: 41-24, .631)...The Sox went 13-27 (.325) in those games after July.

TALE OF TWO HALVES: The Red Sox went 48-43 (.527) before the All-Star break, the 7th-best record in the AL and 15th in MLB...They went 30-41 (.423) after the break, tied for the 11th-best record in the AL and 24th in MLB.

HERE AND THERE: Boston posted an identical 39-42 record both at home and on the road, their 1st time posting matching home and away records since 2011 (45-36).

- 🔴 The Red Sox posted a sub-.500 home record for the 3rd time in the last 5 seasons and just the 5th time since 1998 (11-20 in 2020, 38-43 in 2019, 34-47 in 2014, 34-47 in 2012).

RED SOX VS. POSTSEASON TEAMS

Opponent	Series	Games
Astros	0-1-1	2-5
Blue Jays	2-2-0	7-6
Braves	1-0-1	3-1
Brewers	1-0-0	2-1
D-Backs	1-0-0	2-1
Dodgers	0-1-0	1-2
Marlins	0-1-0	0-3
Orioles	1-2-1	6-7
Phillies	1-0-0	2-1
Twins	1-0-1	4-3
Rays	0-4-0	2-11
Rangers	1-1-0	3-3
AL:	5-10-3	24-34
NL:	4-2-1	10-9
MLB:	9-12-4	34-43
vs. others:	14-13-0	44-41

YELLOW SOX: The Sox went 12-3 in their Nike MLB City Connect Series uniforms, improving to 27-7 since their inception in 2021...They wore them in 7 straight games from 8/7-13, as well as during Patriots' Day weekend on 4/14 and 4/16, a doubleheader vs. NYY on 6/18 (2-0), a 2-game series vs. ATL from 7/25-26 (2-0), and 2 games vs. BAL from 9/9-10 (1-1).

- 🔴 The Sox won each of their first 7 games in their City Connect Series uniforms in 2023, through 8/7...They won 10 consecutive games in the uniforms from 7/27/22-8/7/23.

MOST GAMES VS. TEAMS OVER .500

Team	Games
Red Sox	106
Rockies	103
Mets	102
Pirates	102
Nationals	102
Giants/Cardinals	101

MOST WINS VS. TEAMS OVER .500

Team	Wins
Braves	55
Dodgers	52
Red Sox	51
Orioles	51
Brewers	51
Rays	48

RED SOX MONTH-BY-MONTH VS. TEAMS OVER .500

Month	Record
March/April	7-9
May	13-7
June	10-9
July	8-3
August	7-11
Sept./Oct.	6-16

2023 Season Recap & Highlights, Continued

Season Timeline

STARTING NINE: The Red Sox beat the AL East Champion Orioles in their season-opening series, 2-1 (9-10, 9-8, 9-5)...It was the 1st time in franchise history that the Sox scored 9+ runs in each of their first 3 games in a season.

- 🔴 Boston was just the 3rd team all time to score 9+ runs in each of their first 3 games of a season, joining the 1978 Brewers and 1976 Reds.

OUT OF THE GATE: The Red Sox went 2-4 on their season-opening 6-game homestand, and 3-4 on a 7-game road trip following that...After that 5-8 start, the Sox went 16-6 in their following 22 games from 4/14-5/16, batting .295 while averaging 6.2 runs per game.

- 🔴 Boston went on a season-long 8-game winning streak from 4/28-5/6, out-scoring opponents 59-34 during the streak...They scored 5+ runs in each of those 8 games.

RED SOX SEASON BREAKDOWN		
3/30-5/6	5/7-6/13	6/14-7/27
35 games	33 games	34 games
.600 win % (21-14)	.364 win % (12-21)	.647 win % (22-12)
5.9 runs per game	3.8 runs per game	5.4 runs per game
4.79 ERA	4.31 ERA	3.74 ERA
7/28-8/12	8/13-9/5	9/6-10/1
15 games	22 games	23 games
.400 win % (6-9)	.500 win % (11-11)	.261 win % (6-17)
3.3 runs per game	6.0 runs per game	3.3 runs per game
4.74 ERA	5.58 ERA	4.39 ERA

NATIONAL AFFAIRS: The Sox played NL teams in 5 of their 8 series (17 of 23 games) from 5/5-6/1.

- 🔴 The Sox' 16 games vs. NL opponents during May were their most in any calendar month, surpassing their previous high of 10 games in September 2020.
- 🔴 Boston went 11-18 in its first 29 Interleague games through June, including 2-13 at home.

GETTING WARMER: The Red Sox were an AL-best 23-12 in 35 games from 6/14-7/28, posting a 3.69 ERA (127 ER/310.0 IP) during that span while averaging 5.3 runs and 9.6 hits per game.

- 🔴 Within that span, the Sox won 6 consecutive games from 6/14-20, lost 7 of their 8 games from 6/21-29, then went 16-5 in a 21-game span from 6/30-7/28.
- 🔴 Going into the All-Star break, the Red Sox swept TOR in a 3-game series at Rogers Centre from 6/30-7/2, then won 5 of their 6 games in their final 1st-half homestand vs. TEX (2-1) and OAK (3-0).

PLAY THE HITS: The Sox recorded 10+ hits in 7 consecutive games from 7/1-8, their longest streak since 2017 (also 7 G, 7/25-8/1).

- 🔴 They recorded at least 9 hits in 10 consecutive games from 8/17-26, their longest such streak since 2013 (14 games) and tied with ATL (8/2-12) and TOR (4/2-12) for the longest of any team in 2023.

TOUGH TEST: Boston played 3 consecutive series (10 games) against division-winning opponents from 8/21-30 (at HOU, vs. LAD, vs. HOU)...They went 3-7 during that span, pitching to a 6.07 ERA (60 ER/89.0 IP).

- 🔴 BOS played 35 of its final 41 games against teams that finished with a winning record, going 12-23 in those games.

THE END OF THE ROAD: The Sox went 7-18 over their final 25 games of the season, from 9/4-10/1.

- 🔴 19 of those 25 games (6 of their final 8 series) were against AL East teams...They went 5-14 in those games, including a 4-game series split at BAL to end the season.
- 🔴 For the 1st time in Sox history, starting pitchers tossed 6.0+ scoreless innings in each of the team's final 3 games (9/29-10/1 at BAL): Pivetta (7.0 IP), Crawford (6.0 IP), and Houck (6.0 IP).

MLB LEADERS FROM JUNE 14-JULY 28

Rk.	Team	W-L
1.	Braves	25-10 (.714)
2.	Red Sox	23-12 (.657)
3.	Reds	24-13 (.649)

Rk.	Team	ERA
1.	Phillies	3.05
2.	Blue Jays	3.46
3.	Mets	3.54
4.	Mariners	3.63
5.	Brewers	3.67
6.	Red Sox	3.69

Rk.	Team	AVG
1.	Marlins	.27885
2.	Red Sox	.27884
3.	Braves	.277

Rk.	Team	OPS
1.	Braves	.882
2.	Angels	.826
3.	Rangers	.820
4.	Red Sox	.798

2023 Season Recap & Highlights, Continued

Team Batting

SLUGGING SOX: The Red Sox led MLB in doubles (339)...Among AL teams, they ranked 2nd in XBH (540), 3rd in hits (1,437), and 4th in strikeout rate (22.2%).

- 👉 The Red Sox had 1,704 hard-hit balls (95+ mph), 3rd most in the AL and 6th most in MLB.

PICK YOUR POISON: Three qualified Red Sox players finished with at least an .800 OPS (Triston Casas, Rafael Devers, Justin Turner), tied for 2nd-most in MLB behind ATL (6 players).

- 👉 BOS was 1 of 4 AL teams to feature multiple players with 95+ RBI (Devers-100 and Turner-96; also TEX, HOU, and SEA).
- 👉 Devers and Adam Duvall became the first Red Sox teammates ever to each have 4+ HR through the team's first 8 games of a season...Prior to 2023, there had been only 12 instances of a Sox player hitting 4+ HR in the team's first 8 games of a season, most recently Christian Vázquez in 2020 (4).

ANGELS IN THE OUTFIELD: Red Sox outfielders posted a .273/.333/.450/.783 batting line with 59 HR, 259 RBI, and 53 SB, following a .243/.301/.375/.676 line with 39 HR, 218 RBI, and 16 SB in 2022.

- 👉 Sox outfielders led MLB in doubles (134) and tied for the lead in XBH (206, also ATL)...The group ranked among MLB's top 5 in hits (2nd, 521), AVG (3rd), SLG (5th), and OPS (5th).

ROOKIE BALL: Red Sox rookies hit 49 HR, 2nd most in club history behind 1987 (67 HR)...The only teams with more HR by rookies in 2023 were CIN (68), OAK (53), and COL (51).

- 👉 Beginning 9/1, Red Sox rookies batted .271 (85-for-314) with a .324 OBP, .430 SLG, .754 OPS, 20 2B, 10 HR, and 43 RBI...Among 22 teams that had 100+ AB by rookies in that span, the Sox ranked 2nd in AVG, 4th in hits, 5th in XBH, 6th in OPS and SLG, and T-6th in RBI.
- 👉 On 4/3 vs. PIT, Masataka Yoshida and Triston Casas each hit a 1st-inning HR...It marked the 1st time in the Expansion Era (since 1961) that a pair of Red Sox rookie teammates each homered in the 1st inning of a game (source: ESPN Stats & Info).

HOME COOKING: At home, the Red Sox led AL teams in AVG (.279, 2nd in MLB) while ranking 2nd in OBP (.344, 3rd in MLB), SLG (.453, 5th in MLB), and OPS (.797, 3rd in MLB).

- 👉 At home, the Sox led MLB in hits (769) and doubles (184).

HIGH FIVE: The Sox were 62-14 (.816) when they scored at least 5 runs, the 6th-best record in the AL and 9th best in MLB.

- 👉 Their 76 games with 5+ runs scored were 7th most in the AL and 13th most in MLB.
- 👉 From 6/14-8/20, the Sox went 26-2 in games when they scored 5+ runs, ending play on 8/20 with an MLB-best 53-8 (.869) record in such games.

HANG TEN: The Red Sox recorded 10 or more hits in 63 games, 5th most in MLB behind ATL (77), TEX (69), BAL (65), and TB (64)...They went 44-19 (.698) when they had at least 10 hits, the 20th-best record in MLB when doing so.

- 👉 BOS had at least 10 hits in each of its first 4 games for the 7th time in club history (also 2016, 1999, 1985, 1977, 1950, 1902)...They also did so in 5 of their 6 games from 5/1-6, 6 of their 7 games from 6/14-21, 10 of their 12 games from 7/1-17, and 9 of their 12 games from 8/17-28.

RUNNING RED SOX: The Red Sox stole 112 bases (112-for-138), 60 more than they did in 2022 (52-for-72)...It marked the largest season-to-season increase in Red Sox history...BOS ranked 7th in the AL in SB and 4th in SB% (81.2%), after ranking 13th in SB and 11th in SB% (72.2%) in 2022.

RED SOX A.L. OFFENSIVE RANKINGS

Stat	Rank	Stat	Rank
772 runs	6th	339 doubles	1st
.258 AVG	4th	1,437 hits	3rd
.324 OBP	6th	540 XBH	2nd
.424 SLG	6th	182 HR	10th
.748 OPS	5th	486 BB	12th
22.2 SO%	4th	112 SB	7th

RED SOX HOME/ROAD MLB RANKINGS

Home	Rank	Road	Rank
.481 win %	T-19th	.481 win %	16th
408 runs	8th	364 runs	17th
.279 AVG	2nd	.238 AVG	21st
.344 OBP	3rd	.304 OBP	24th
.453 SLG	5th	.396 SLG	18th
.797 OPS	3rd	.700 OPS	20th

2023 Season Recap & Highlights, Continued

Team Pitching & Fielding

PITCHING IN: The Red Sox ranked 11th in the AL with a 4.52 ERA (718 ER/1,430.0 IP).

- Sox starters threw 774.1 innings, 2nd-fewest in the AL and 4th-fewest in MLB, while ranking 12th in the AL with a 4.68 ERA (403 ER).
- Sox relievers threw 655.2 innings, tied for 3rd most in the AL and 4th most in MLB, while ranking 10th in the AL with a 4.32 ERA (315 ER).

RED SOX A.L. PITCHING RANKINGS			
Stat	Rank	Stat	Rank
4.52 ERA	11th	1.31 HR/9.0	11th
1.34 WHIP	11th	23.1 SO%	9th
.256 AVG	13th	8.1 BB%	7th
43.9 GB%	2nd	3.25 SO/BB	4th

HEATING UP: The Red Sox ranked 27th in MLB with a 5.09 ERA at the end of play on 5/15, but they led the AL and ranked 4th in the Majors with a 3.70 ERA (236 ER/574.0 IP) from 5/16-8/1.

- During that span, Sox starters ranked 4th in the AL and 8th in MLB with a 3.96 ERA (133 ER/302.0 IP), while relievers ranked 2nd in the AL and 4th in MLB with a 3.41 ERA (103 ER/272.0 IP).
- Sox relievers tossed 51.1 consecutive innings without allowing a HR from 7/15-28, their longest single-season streak since 2008 (63.0 IP, 6/29-7/30) (source: Elias).

WEAK CONTACT: Red Sox pitchers induced the AL's 2nd-highest percentage of ground balls (43.0%) and infield fly balls (10.6%), trailing only TB in both categories (44.3 GB%; 11.4 IFFB%).

- Opponents posted a .305 BABIP, the 2nd-highest mark in the AL and 4th highest in MLB.
- Opposing batters hit .256 (7th highest in MLB) with a .433 SLG (7th highest in MLB) despite a .242 expected average (19th highest in MLB) and .406 expected SLG (16th highest in MLB)...The Sox' +.014 difference between AVG and xAVG was 2nd largest in MLB (COL: +.020), while the +.027 difference between SLG and xSLG ranked 3rd (COL: +.034; CIN: +.028).

RED SOX SEASON PITCHING BREAKDOWN		
3/30-5/15	5/16-8/1	8/2-10/1
42 games	65 games	55 games
5.09 ERA	3.70 ERA	5.05 ERA
1.38 WHIP	1.24 WHIP	1.54 WHIP
5.82 starter ERA	3.96 starter ERA	4.59 starter ERA
4.11 relief ERA	3.41 relief ERA	5.58 relief ERA

D-FENSE: Boston finished with 7 defensive runs saved in right field (AL-2nd; MLB-5th), 4 at shortstop (AL-6th; MLB-12th), and 2 by catchers (AL-7th; MLB-15th).

- The Red Sox recorded 31 outfield assists, 2nd most in the AL and 4th in MLB.
- Sox catchers threw out 22.7% of runners attempting to steal (20 CS, 68 SB), the 5th-highest mark in the AL and 9th in MLB.
- Boston made 102 errors, tied with OAK for most in the AL and 2nd most in MLB (SF-117).

RED SOX PITCHERS TO RECORD A SAVE IN 2023			
Pitcher	Saves	Pitcher	Saves
Kenley Jansen	29	Chris Murphy	1
Josh Winckowski	3	Corey Kluber	1
Chris Martin	3	Joe Jacques	1
Nick Pivetta	1	Ryan Brasier	1
Garrett Whitlock	1	Brandon Walter	1
John Schreiber	1		

THE CLOSING ACT: The Sox converted 72.9% of their save opportunities (43-for-59), the 2nd-highest mark in MLB (TOR-73.9%)...BOS ranked 24th in MLB with a 57.4% rate in 2022 (39-for-67).

- A franchise-record-tying 11 different pitchers recorded a save for the Red Sox, tied with LAD for most in MLB...BOS also had 11 pitchers record a save in 1967.
- BOS entered play on 4/29 as the only team in MLB without a blown save (7-for-7).

The Red Sox had 5 saves of 3.0+ innings in 2023, recorded by 5 different players. That was:

- 2nd-most in MLB in 2023 behind LAD (6)
- Boston's most in a season since 2002 (7)

LOCK IT DOWN: The Sox were an MLB-best 60-4 (.938) when leading after 6 innings, improving from their 63-10 (.863) record in 2022 (18th in MLB).

- From the 7th inning on, the Sox posted a 3.67 ERA (187 ER/458.0 IP), the 6th-best mark in the AL and 10th best in MLB.

RED SOX 3-INNING SAVES, 2023		
Game	Pitcher	Stats
5/19 at SD	Josh Winckowski	3.0 IP, 0 R
6/20 at MIN	Corey Kluber	3.0 IP, 4 R
7/8 vs. OAK	Brandon Walter	3.0 IP, 0 R
8/11 vs. DET	Chris Murphy	3.0 IP, 0 R
9/2 at KC	Nick Pivetta	3.0 IP, R

2023
in Review

2023 Season Recap & Highlights, Continued

Miscellaneous

ALL TOGETHER NOW: The Red Sox used a franchise-record-tying 56 players in 2023, matching their totals from 2021 and 2012...They used 33 pitchers (including position players who pitched), their 2nd most in any season behind only 2021 (37).

- 🔴 The only AL teams that used more players than BOS were LAA (66), OAK (62), KC (58), and TB (58)... The only AL teams to use more pitchers were OAK (41), TB (40), LAA (39), KC (36), and SEA (35).

GLOBAL GAME: Members of the 2023 Red Sox were born in 12 different countries (see box on right).

- 🔴 Players on the Red Sox' Opening Day roster represented 6 different countries, tied with HOU, MIN, and TOR for 2nd-most in MLB behind SD (8).
- 🔴 Kenley Jansen became the 1st pitcher born in Curaçao to play for the Red Sox, followed by Ceddanne Rafaela becoming the 1st position player born in Curaçao to do so.
- 🔴 Tayler Scott became the 1st Red Sox player ever born in South Africa.

Born	Players	Born	Players
United States	36	Japan	1
Dominican Rep.	7	Mexico	1
Canada	2	Puerto Rico	1
Curaçao	2	South Africa	1
Venezuela	2	South Korea	1
Colombia	1	Taiwan	1

- 🔴 Masataka Yoshida became the 1st position player born in Japan to play a full season with the Red Sox...The only other position player born in Japan to appear in a game for the Red Sox is Dave Roberts (August-October 2004).
- 🔴 Yu Chang played his 221st career game on 7/19 at OAK, passing Wei-Yin Chen for the most games ever by a player born in Taiwan.

THE NEXT WAVE: Triston Casas (23 years old) hit 24 HR and Brayan Bello (24 years old) had 12 wins.

- 🔴 This was the 1st time the Red Sox featured a batter with 20+ HR and a pitcher with 10+ wins, both younger than 25 years old, since 1987 (Roger Clemens and Ellis Burks).

EXCITING ENDINGS: The Red Sox came from behind in 40 of their 78 wins (51.3%), 3rd-most in the AL behind BAL (48) and MIN (42).

- 🔴 The Red Sox had 5 walk-off wins, with 4 of those 5 coming in a span of 31 days from 4/1-5/1 (4/1 vs. BAL, 4/18 vs. MIN, 4/29 vs. CLE, 5/1 vs. TOR, 8/7 vs. KC)...This was just the 5th season in which the Red Sox earned at least 3 walk-off wins before May, also doing so in 2003 (3), 1998 (5), 1990 (3), and 1918 (3).

LOTS OF LEFT: The Red Sox had 3,278 plate appearances by left-handed hitters, 4th most in MLB behind CLE (3,512), BAL (3,300), and NYM (3,285)...Boston led MLB in doubles (191) and XBH (308) by left-handed hitters, and ranked 3rd in AVG (.273) and OBP (.340).

- 🔴 The Sox started 8 left-handed hitters on 5/21 at SD...It was the 1st time BOS did so in the Expansion Era (since 1961), and the 1st time any team did so since SEA in 2014 (4 times).

RAIN, RAIN, GO AWAY: Of the Red Sox' 81 home games, 14 (17.3%) were affected by weather, including 8 pre-game delays, 7 mid-game delays, 4 postponements, and 1 suspended game.

- 🔴 5 of the Sox' 10 home games from 9/9-24 were delayed or postponed (9/9, 9/10, 9/11, 9/13, 9/24).

ALL-STAR SOX: Kenley Jansen was selected to represent the Red Sox in the 2023 MLB All-Star Game on 7/11 at T-Mobile Park in Seattle, WA.

- 🔴 Jansen entered the game with 1 runner on and 2 outs, then struck out his only batter faced.
- 🔴 Red Sox Head Strength and Conditioning Coach Kiyoshi Momose was chosen to manage the American League's strength and conditioning duties for the All-Star Game.

FUTURE SOX: 3 Red Sox prospects played for the AL on 7/8 in the 2023 SiriusXM All-Star Futures Game at T-Mobile Park in Seattle, WA: Marcelo Mayer, Nick Yorke, and Luis Guerrero.

- 🔴 Mayer started at shortstop and singled in his only plate appearance, then stole 2nd base.
- 🔴 Yorke played the entire game at 2nd base and went 1-for-3 with a double.
- 🔴 Guerrero entered with 2 outs in the 7th inning and struck out the only batter he faced.

2023 Season Recap & Highlights, Continued

2023 Batting Statistics

PLAYER	AVG	G	AB	R	H	2B	3B	HR	RBI	SH	SF	HP	BB	SO	SB	CS	OBP	SLG	OPS
Abreu, W	.316	28	76	10	24	6	0	2	14	0	0	0	9	23	3	1	.388	.474	.862
Alfaro, J	.118	8	17	0	2	0	0	0	0	0	0	1	2	3	0	0	.250	.118	.368
Arroyo, C	.241	66	195	23	47	16	0	3	24	1	2	1	7	45	1	3	.268	.369	.637
Casas, T	.263	132	429	66	113	21	2	24	65	0	2	1	70	126	0	0	.367	.490	.857
Chang, Y	.162	39	105	12	17	2	0	6	18	2	0	2	3	34	4	0	.200	.352	.552
Dalbec, B	.204	21	49	6	10	2	0	1	1	0	0	0	4	28	1	0	.264	.306	.570
Devers, R	.271	153	580	90	157	34	0	33	100	0	3	11	62	126	5	1	.351	.500	.851
Duran, J	.295	102	332	46	98	34	2	8	40	0	2	3	24	90	24	2	.346	.482	.828
Duvall, A	.247	92	320	45	79	24	2	21	58	0	5	6	22	110	4	0	.303	.531	.834
Hamilton, C	.000	4	5	0	0	0	0	0	0	0	0	0	1	5	0	0	.167	.000	.167
Hamilton, D	.121	15	33	2	4	2	0	0	0	0	0	0	6	10	2	1	.256	.182	.438
Hernández, K	.222	86	297	38	66	11	0	6	31	0	2	2	22	68	3	1	.279	.320	.599
McGuire, R	.267	72	187	15	50	12	1	1	16	2	1	11	53	2	1	.310	.358	.668	
Rafaela, C	.241	28	83	11	20	6	0	2	5	0	1	1	4	28	3	1	.281	.386	.667
Refsnyder, R	.248	89	202	31	50	9	1	1	28	1	1	5	33	47	7	2	.365	.317	.682
Reyes, P	.287	64	167	27	48	9	0	2	20	2	2	0	14	21	7	2	.339	.377	.716
Story, T	.203	43	158	12	32	9	0	3	14	0	0	1	9	55	10	3	.250	.316	.566
Tapia, R	.264	39	87	14	23	4	1	1	10	0	0	0	9	19	6	1	.333	.368	.701
Turner, J	.276	146	558	86	154	31	0	23	96	0	6	11	51	110	4	1	.345	.455	.800
Urias, L	.225	32	89	13	20	4	0	2	13	0	0	5	14	26	0	0	.361	.337	.698
Valdez, E	.266	49	139	17	37	8	0	6	19	0	0	1	8	37	5	1	.311	.453	.764
Verdugo, A	.264	142	546	81	144	37	5	13	54	0	5	6	45	93	5	3	.324	.421	.745
Wong, C	.235	126	371	55	87	25	2	9	36	3	1	6	22	134	8	2	.288	.385	.673
Yoshida, M	.289	140	537	71	155	33	3	15	72	0	2	7	34	81	8	0	.338	.445	.783
TOTALS	.258	162	5562	772	1437	339	19	182	734	11	35	71	486	1372	112	26	.324	.424	.748
OPPONENTS	.256	162	5535	776	1416	317	21	208	743	13	35	83	497	1423	108	26	.325	.433	.758

2023 Pitching Statistics

PLAYER	W-L	ERA	G	GS	CG	SHO	SV	IP	H	R	ER	HR	HB	BB	SO	WP	BK	AVG
Barracough, K	1-1	12.91	3	0	0	0	0	7.2	14	11	11	3	4	6	4	0	0	.400
Bello, B	12-11	4.24	28	28	0	0	0	157.0	165	77	74	24	6	45	132	1	0	.270
Bernardino, B	2-1	3.20	55	6	0	0	0	50.2	48	19	18	4	6	18	58	3	0	.250
Bleier, R	1-0	5.28	27	0	0	0	0	30.2	37	20	18	5	3	5	16	3	0	.306
Brasier, R	1-0	7.29	20	0	0	0	1	21.0	24	18	17	2	2	9	18	2	0	.286
Crawford, K	6-8	4.04	31	23	0	0	0	129.1	107	59	58	17	5	36	135	4	0	.221
Dermody, M	0-1	6.75	1	1	0	0	0	4.0	4	3	3	2	1	1	1	0	0	.267
Faria, J	0-0	22.5	1	0	0	0	0	2.0	4	5	5	0	0	4	3	0	0	.444
Garza, J	0-2	7.36	17	1	0	0	0	18.1	22	17	15	3	1	12	17	2	1	.286
Houck, T	6-10	5.01	21	21	0	0	0	106	104	61	59	14	6	41	99	1	0	.254
Jacques, J	2-1	5.06	23	1	0	0	1	26.2	32	17	15	2	6	10	20	1	0	.308
Jansen, K	3-6	3.63	51	0	0	0	29	44.2	40	21	18	5	2	17	52	1	2	.237
Kelly, Z	0-0	3.86	8	0	0	0	0	9.1	7	4	4	0	2	8	6	1	0	.219
Kluber, C	3-6	7.04	15	9	0	0	1	55.0	69	47	43	17	4	21	42	1	0	.297
Lamet, D	0-0	13.50	1	0	0	0	0	2.0	4	3	3	1	0	1	1	1	0	.400
Littell, Z	0-0	9.00	2	0	0	0	0	3.0	3	3	3	0	0	3	2	0	0	.250
Llovera, M	1-3	5.46	25	0	0	0	0	29.2	32	24	18	2	4	13	24	0	0	.264
Martin, C	4-1	1.05	55	0	0	0	3	51.1	45	6	6	2	0	8	46	1	0	.237
Murphy, C	1-2	4.91	20	0	0	0	1	47.2	50	27	26	5	1	17	49	4	0	.263
Ort, K	1-2	6.26	21	2	0	0	0	23.0	27	19	16	6	1	9	24	2	0	.290
Paxton, J	7-5	4.50	19	19	0	0	0	96.0	93	51	48	18	2	33	101	5	0	.250
Pivetta, N	10-9	4.04	38	16	0	0	1	142.2	110	69	64	23	6	50	183	5	1	.208
Reyes, P	0-0	4.50	2	0	0	0	0	2.0	3	1	1	0	0	4	0	1	0	.333
Robertson, N	0-0	6.00	9	1	0	0	0	12.0	13	9	8	2	0	5	13	0	0	.265
Rodríguez, J	0-0	6.55	11	0	0	0	0	11.0	13	9	8	2	0	6	14	0	0	.289
Sale, C	6-5	4.30	20	20	0	0	0	102.2	87	52	49	15	8	29	125	3	0	.227
Schreiber, J	2-1	3.86	46	2	0	0	1	46.2	41	22	20	6	4	25	53	1	0	.237
Scott, Tay	0-0	4.91	4	1	0	0	0	3.2	6	3	2	1	1	4	2	1	0	.400
Sherriff, R	0-0	2.70	5	0	0	0	0	6.2	6	2	2	0	1	2	5	0	0	.240
Walter, B	0-0	6.26	9	0	0	0	1	23.0	32	17	16	3	1	7	16	1	0	.327
Weiss, Z	0-0	2.08	6	0	0	0	0	8.2	3	3	2	2	0	4	8	0	0	.107
Whitlock, G	5-5	5.15	22	10	0	0	1	71.2	82	43	41	13	3	13	72	2	0	.288
Winckowski, J	4-4	2.88	60	1	0	0	3	84.1	89	34	27	9	3	31	82	2	0	.267
TOTALS	78-84	4.52	162	162	0	0	43	1430.0	1416	776	718	208	83	497	1423	49	4	.256
OPPONENTS	84-78	4.35	162	162	3	1	48	1433.1	1437	772	692	182	71	486	1372	56	0	.258

2023
In Review

2023 Home Run Notes

FIRST-INNING LEADOFF HOME RUNS (7)

Alex Verdugo - 4/20 vs. MIN (1st career)
 Jarren Duran - 7/22 vs. NYM (2nd career)
 Alex Verdugo - 8/15 at WSH (2nd career)
 Alex Verdugo - 8/24 at HOU (3rd career)
 Alex Verdugo - 8/25 vs. LAD (4th career)
 Alex Verdugo - 8/26 vs. LAD (5th career)
 Ceddanne Rafaela - 9/12 vs. NYY-G2 (1st career)

2-HOME RUN GAMES (9)

Adam Duvall - 4/1 vs. BAL (13th career multi-HR game)
 Rafael Devers - 4/8 at DET (13th career multi-HR game)
 Masataka Yoshida - 4/23 at MIL (1st career multi-HR game)
 Connor Wong - 5/2 vs. TOR (1st career multi-HR game)
 Rafael Devers - 5/19 at SD (14th career multi-HR game)
 Rafael Devers - 6/13 vs. COL (15th career multi-HR game)
 Justin Turner - 6/16 vs. NYY (15th career multi-HR game)
 Rafael Devers - 7/14 at CHC (16th career multi-HR game)
 Triston Casas - 7/22 vs. NYM (1st career multi-HR game)

BACK-TO-BACK HOME RUNS (3)

Turner/Yoshida - 4/23 at MIL (8th inning)
 Valdez/Wong - 5/12 vs. STL (5th inning)
 Turner/Duvall - 8/27 vs. LAD (8th inning)

GRAND SLAMS (8)

Rafael Devers - 4/8 at DET (5th career)
 Masataka Yoshida - 4/23 at MIL (1st career)
 Jarren Duran - 4/25 at BAL (1st career)
 Justin Turner - 6/16 vs. NYY (3rd career)
 Masataka Yoshida - 7/16 at CHC (2nd career)
 Pablo Reyes - 8/7 vs. KC (1st career)
 Luis Urías - 8/17 at WSH (1st career)
 Luis Urías - 8/19 at NYY (2nd career)

PINCH-HIT HOME RUNS (2)

Raimel Tapia - 4/8 at DET (6th career)
 Triston Casas - 7/16 at CHC (1st career)

2023 Highs and Lows

Team Batting

Most runs, game	17, 8/24 at HOU
Most runs, inning	9, 4/23 at MIL (8th inn.)
Most hits, game	25, 8/24 at HOU
Most hits, inning	7, 3x, last 7/23 vs. NYM (3rd inn.)
Consecutive hits, inning	7, 7/23 vs. NYM (3rd inn.)
Fewest hits, game	2, 5/23 at LAA
Most home runs, game	6, 7/14 at CHC
Most home runs, inning	3, 2x, last 4/23 at MIL (8th inn.)
Most extra-base hits, game	10, 6/16 vs. NYY
Most walks, game	9, 8/28 vs. HOU
Most strikeouts, game	17, 6/23 at CWS
Most strikeouts, game (extra innings)	14, 4/18 vs. MIN (10 inn.)
Most left on base, game	14, 2x, last 9/9 vs. BAL
Most left on base, game (extra innings)	13, 4/18 vs. MIN (10 inn.)

Individual Batting

Most hits	5, 4x, last Abreu, 9/9 vs. BAL
Most runs	4, Wong, 8/24 at HOU
Most RBI	6, 3x, last Yoshida, 7/16 at CHC
Most XBH	4, 2x, last Duran, 7/2 at TOR
Most total bases	13, Duvall, 4/1 vs. BAL
Most stolen bases	3, Duran, 6/24 at CWS
Most walks	3, 3x, last Verdugo, 9/22 vs. CWS
Most strikeouts	4, 11x, last Dalbec, 10/1 at BAL
Longest hitting streak	16, Yoshida, 4/20-5/7
Longest on-base streak	23, Casas, 4/13-5/14

2023 Highs and Lows, Continued

Team Pitching

Most strikeouts, game.....	18, 7/17 at OAK
Most strikeouts, game (extra innings).....	16, 4/18 vs. MIN (10 inn.)
Most walks, game.....	9, 3x, last 9/8 vs. BAL
Most runs allowed, game.....	15, 9/20 at TEX
Most runs allowed, inning.....	7, 4/13 at TB (5th inn.)
Most hits allowed, game.....	19, 6/27 vs. MIA
Most hits allowed, inning.....	8, 6/8 at CLE (6th inn.)
Fewest hits allowed, game.....	1, 7/17 at OAK
Most home runs allowed, game.....	5, 2x, last 9/9 vs. BAL
Most consecutive scoreless innings.....	15.0, 4/9 at DET (2nd inn.)-4/10 at TB (7th inn.)

Individual Pitching

Most innings pitched, starter.....	8.0, Sale, 5/13 vs. STL
Most innings pitched, reliever.....	6.2, Walter, 6/22 at MIN
Most strikeouts, starter.....	11, Sale, 4/18 vs. MIN
Most strikeouts, reliever.....	13, Pivetta, 7/17 at OAK
Most walks allowed.....	5, 2x, last Barraclough, 8/28 vs. HOU
Most consecutive scoreless innings, starter.....	15.1, Pivetta, 9/17-present
Most consecutive scoreless innings, reliever.....	19.0, Martin, 7/30-present
Most runs allowed.....	10, Barraclough, 8/28 vs. HOU
Most hits allowed.....	11, Barraclough, 8/28 vs. HOU
Most home runs allowed.....	3, 7x, last Paxton, 8/4 vs. TOR
Most pitches thrown.....	111, Sale, 5/20 at SD

Miscellaneous Team

Longest winning streak.....	8, 4/28-5/6
Longest losing streak.....	5, 3x, last 9/23-28
Most games over .500.....	9, 7/28 at SF (56-47)
Most games under .500.....	7, 2x, last 9/30 at BAL (77-84)
Longest game, innings.....	13, 9/16 at TOR
Longest game, time.....	3:40, 9/9 vs. BAL
Longest game, time (extra innings).....	4:01, 9/16 at TOR (13 inn.)
Shortest game, time (9 innings).....	1:57, 4/16 vs. LAA
Largest winning margin.....	16, 8/24 at HOU (17-1)
Largest losing margin.....	12, 8/6 vs. TOR (1-13)
Largest deficit overcome to win.....	6, 4/1 vs. BAL (trailed 1-7, won 9-8)
Largest lead relinquished to lose.....	4, 2x, last 9/20 at TEX (led 4-0, lost 5-15)
Most errors committed.....	3, 4x, last 8/22 at HOU

2023 Season Recap & Highlights, Continued

GM	DATE	D/N	OPP.	SCORE	REC.	POS.	GA/GB	WIN	LOSS	SAVE
1	3/30	D	vs. BAL	L 9-10	0-1	5th	-1.0	Gibson (1-0)	Kluber (0-1)	Bautista (1)
-	3/31			Off Day		5th	-1.0			
2	4/1	D	vs. BAL	W 9-8	1-1	T-2nd	-1.0	Jansen (1-0)	Bautista (0-1)	
3	4/2	D	vs. BAL	W 9-5	2-1	T-2nd	-1.0	Houck (1-0)	Irvin (0-1)	
4	4/3	N	vs. PIT	L 6-7	2-2	T-3rd	-2.0	Underwood Jr. (1-0)	Crawford (0-1)	Bednar (2)
5	4/4	N	vs. PIT	L 1-4	2-3	T-4th	-3.0	Contreras (1-0)	Pivetta (0-1)	Bednar (3)
6	4/5	D	vs. PIT	L 1-4	2-4	5th	-4.0	Keller (1-0)	Kluber (0-2)	Underwood Jr. (1)
7	4/6	D	at DET	W 6-3	3-4	5th	-3.5	Sale (1-0)	Turnbull (0-2)	Jansen (1)
-	4/7			Off Day		5th	-4.0			
8	4/8	D	at DET	W 14-5	4-4	T-4th	-4.0	Houck (2-0)	Wentz (0-2)	
9	4/9	D	at DET	W 4-1	5-4	4th	-4.0	Crawford (1-0)	Boyd (0-1)	Jansen (2)
10	4/10	N	at TB	L 0-1	5-5	T-4th	-5.0	Poche (0-1)	Martin (0-1)	Fairbanks (1)
11	4/11	N	at TB	L 2-7	5-6	5th	-6.0	McClanahan (3-0)	Whitlock (0-1)	
12	4/12	N	at TB	L 7-9	5-7	5th	-7.0	Bradley (1-0)	Sale (1-1)	Fairbanks (2)
13	4/13	D	at TB	L 3-9	5-8	5th	-8.0	Kelly (1-0)	Kluber (0-3)	Bristo (1)
14	4/14	N	vs. LAA	W 5-3	6-8	5th	-7.0	Winckowski (1-0)	Herget (0-2)	Jansen (3)
15	4/15	D	vs. LAA	W 9-7	7-8	5th	-6.0	Brasier (1-0)	Tepera (1-1)	Jansen (4)
16	4/16	D	vs. LAA	W 2-1	8-8	5th	-6.0	Whitlock (1-1)	Detmers (0-1)	Brasier (1)
17	4/17	D	vs. LAA	L 4-5	8-9	5th	-6.0	Davidson (1-1)	Bello (0-1)	Estévez (2)
18	4/18	N	vs. MIN	W 5-4 (10)	9-9	5th	-7.0	Schreiber (1-0)	Moran (0-1)	
19	4/19	N	vs. MIN	L 4-10	9-10	5th	-7.0	Ryan (4-0)	Kluber (0-4)	Headrick (1)
20	4/20	D	vs. MIN	W 11-5	10-10	5th	-6.5	Houck (3-0)	Maeda (0-3)	
21	4/21	N	at MIL	W 5-3	11-10	5th	-6.5	Pivetta (1-1)	Peralta (2-2)	Jansen (5)
22	4/22	N	at MIL	L 4-5	11-11	5th	-7.5	Miley (3-3)	Whitlock (1-2)	Williams (3)
23	4/23	D	at MIL	W 12-5	12-11	5th	-7.5	Ort (1-0)	Bush (0-1)	
24	4/24	N	at BAL	L 4-5	12-12	5th	-8.5	Kremer (2-0)	Sale (1-2)	Cano (1)
25	4/25	N	at BAL	W 8-6	13-12	5th	-7.5	Kluber (1-4)	Bradish (1-1)	Jansen (6)
26	4/26	D	at BAL	L 2-6	13-13	5th	-7.5	Wells (1-1)	Houck (3-1)	
-	4/27			Off Day		5th	-8.0			
27	4/28	N	vs. CLE	L 2-5	13-14	5th	-9.0	Bieber (2-1)	Pivetta (1-2)	Clase (9)
28	4/29	D	vs. CLE	W 8-7 (10)	14-14	5th	-9.0	Bernardino (1-0)	Clase (1-2)	
29	4/30	D	vs. CLE	W 7-1	15-14	T-4th	-8.0	Sale (2-2)	Allen (1-1)	
30	5/1	N	vs. TOR	W 6-5	16-14	4th	-7.5	Winckowski (2-0)	Romano (2-2)	
31	5/2	N	vs. TOR	W 7-6	17-14	4th	-7.5	Bleier (1-0)	Swanson (1-1)	Winckowski (1)
32	5/3	N	vs. TOR	W 8-3	18-14	4th	-7.5	Pivetta (2-2)	Manoah (1-2)	
33	5/4	N	vs. TOR	W 11-5	19-14	3rd	-7.5	Bello (1-0)	Gausman (2-3)	
34	5/5	N	at PHI	W 5-3	20-14	3rd	-7.5	Sale (3-2)	Wheeler (3-2)	Jansen (7)
35	5/6	N	at PHI	W 7-4	21-14	3rd	-6.5	Kluber (2-4)	Falter (0-6)	Jansen (8)
36	5/7	D	at PHI	L 1-6	21-15	4th	-7.5	Walker (3-2)	Houck (3-2)	Strahm (2)
-	5/8			Off Day		4th	-8.0			
37	5/9	N	at ATL	L 3-9	21-16	4th	-8.0	Morton (4-3)	Pivetta (2-3)	
38	5/10	N	at ATL	W 5-2	22-16	3rd	-7.0	Bello (2-1)	Minter (2-4)	Jansen (9)
-	5/11			Off Day		3rd	-7.5			
39	5/12	N	vs. STL	L 6-8	22-17	4th	-7.5	Helsley (1-2)	Jansen (1-1)	
40	5/13	D	vs. STL	L 3-4	22-18	5th	-7.5	Pallante (2-1)	Jansen (1-2)	Gallegos (3)
41	5/14	D	vs. STL	L 1-9	22-19	5th	-8.5	Mikolas (2-1)	Kluber (2-5)	
42	5/15	N	vs. SEA	L 1-10	22-20	5th	-9.0	Kirby (5-2)	Houck (3-3)	
43	5/16	N	vs. SEA	W 9-4	23-20	5th	-9.0	Pivetta (3-3)	Castillo (2-2)	
44	5/17	N	vs. SEA	W 12-3	24-20	5th	-8.0	Bello (3-1)	Gonzales (3-1)	
-	5/18			Off Day		5th	-7.5			
45	5/19	N	at SD	W 6-1	25-20	T-4th	-7.5	Paxton (1-0)	Snell (1-6)	Winckowski (2)
46	5/20	N	at SD	W 4-2	26-20	4th	-7.5	Sale (4-2)	Musgrove (1-2)	Jansen (10)
47	5/21	D	at SD	L 0-7	26-21	4th	-7.5	Wacha (5-1)	Kluber (2-6)	
48	5/22	N	at LAA	L 1-2	26-22	4th	-8.5	Silseth (1-1)	Crawford (1-2)	
49	5/23	N	at LAA	L 0-4	26-23	T-4th	-8.5	Canning (3-2)	Bello (3-2)	
50	5/24	N	at LAA	L 3-7	26-24	T-4th	-9.5	Anderson (2-0)	Paxton (1-1)	
-	5/25			Off Day		5th	-10.0			
51	5/26	N	at ARI	W 7-2	27-24	4th	-10.0	Sale (5-2)	Pfaadt (0-2)	
52	5/27	D	at ARI	W 2-1	28-24	4th	-9.0	Whitlock (2-2)	Davies (0-1)	Jansen (11)
53	5/28	D	at ARI	L 2-4	28-25	4th	-10.0	Kelly (6-3)	Houck (3-4)	Castro (5)
-	5/29			Off Day		5th	-10.0			
54	5/30	N	vs. CIN	L 8-9	28-26	5th	-9.5	Lively (3-1)	Bello (3-3)	Diaz (13)
55	5/31	N	vs. CIN	L 4-5	28-27	5th	-10.5	Gibaut (5-2)	Winckowski (2-1)	Farmer (1)
56	6/1	N	vs. CIN	W 8-2	29-27	5th	-10.0	Martin (1-1)	Herget (1-2)	
-	6/2 vs. TB			PPD to 6/5		5th	-10.0			
57	6/3	D	vs. TB-G1	W 8-5	30-27	-	-	Kluber (3-6)	Beeks (2-3)	Jansen (12)
58	6/3	N	vs. TB-G2	L 2-4	30-28	5th	-10.0	Faucher (1-1)	Jansen (1-3)	Adam (8)
59	6/4	D	vs. TB	L 2-6	30-29	5th	-11.0	Bradley (4-2)	Houck (3-5)	
60	6/5	D	vs. TB	L 1-4	30-30	5th	-12.0	McClanahan (9-1)	Bello (3-4)	Adam (9)
61	6/6	N	at CLE	W 5-4	31-30	5th	-12.0	Paxton (2-1)	De Los Santos (2-1)	Jansen (13)
62	6/7	N	at CLE	L 2-5	31-31	5th	-13.0	Bibee (2-1)	Crawford (1-3)	Clase (20)
63	6/8	N	at CLE	3-10	31-32	5th	-14.0	Civale (2-1)	Dermody (0-1)	
64	6/9	N	at NYY	W 3-2	32-32	5th	-14.0	Whitlock (3-2)	Cole (7-1)	Jansen (14)
65	6/10	N	at NYY	L 1-3	32-33	5th	-14.0	German (4-3)	Houck (3-6)	Holmes (8)
66	6/11	N	at NYY	W 3-2 (10)	33-33	5th	-14.0	Jansen (2-3)	Marinaccio (2-3)	Martin (1)
67	6/12	N	vs. COL	L 3-4 (10)	33-34	5th	-14.0	Bard (2-0)	Pivetta (3-4)	Carasiti (1)
68	6/13	N	vs. COL	L 6-7 (10)	33-35	5th	-14.0	Bard (3-0)	Garza (0-1)	Johnson (12)
69	6/14	N	vs. COL	W 6-3	34-35	5th	-14.0	Whitlock (4-2)	Gomber (4-6)	
-	6/15			Off Day		5th	-14.5			
70	6/16	N	vs. NYY	W 15-5	35-35	5th	-14.5	Jacques (1-0)	German (4-4)	
-	6/17 vs. NYY			PPD to 6/18		5th	-14.0			
71	6/17	D	vs. NYY-G1	W 6-2	36-35	-	-	Pivetta (4-4)	King (1-3)	
72	6/18	N	vs. NYY-G2	W 4-1	37-35	5th	-12.5	Bello (4-4)	Severino (0-2)	Jansen (15)
73	6/19	N	at MIN	W 9-3	38-35	5th	-12.0	Paxton (3-1)	López (3-4)	
74	6/20	N	at MIN	W 10-4	39-35	5th	-11.0	Crawford (2-3)	Ober (4-4)	Kluber (1)
75	6/21	N	at MIN	L 4-5 (10)	39-36	5th	-12.0	Moran (1-2)	Ort (1-1)	
76	6/22	D	at MIN	L 0-6	39-37	5th	-12.0	Ryan (8-4)	Garza (0-2)	
77	6/23	N	at CWS	W 3-1	40-37	5th	-12.0	Bello (5-4)	Giolito (5-5)	Jansen (16)
78	6/24	D	at CWS	L 4-5	40-38	5th	-12.0	Graveman (3-3)	Jansen (2-4)	
79	6/25	D	at CWS	L 1-4	40-39	5th	-13.0	Scholten (1-2)	Crawford (2-4)	
-	6/26			Off Day		5th	-13.0			
80	6/27	N	vs. MIA	L 1-10	40-40	5th	-13.0	Alcantara (3-6)	Whitlock (4-3)	
81	6/28	N	vs. MIA	L 2-6	40-41	5th	-14.0	Garrett (4-2)	Pivetta (4-5)	Puk (12)
82	6/29	N	vs. MIA	L 0-2	40-42	5th	-15.0	Nardi (6-1)	Bello (5-5)	Puk (13)

2023
in Review

2023 Season Recap & Highlights, Continued

GM	DATE	D/N	OPP.	SCORE	REC.	POS.	GA/GB	WIN	LOSS	SAVE
83	6/30	N	at TOR	W 5-0	41-42	5th	-15.0	Paxton (4-1)	Berrios (8-6)	
84	7/1	D	at TOR	W 7-6	42-42	5th	-14.0	Crawford (4-3)	Kichugi (7-3)	Jansen (17)
85	7/2	D	at TOR	W 5-4	43-42	5th	-13.0	Martin (2-1)	Romano (3-4)	Jacques (1)
- 7/3 Off Day 5th -13.0										
86	7/4	D	vs. TEX	L 2-6	43-43	5th	-13.0	Dunning (8-1)	Ort (1-2)	Smith (15)
87	7/5	N	vs. TEX	W 4-2	44-43	5th	-12.0	Bello (6-5)	Gray (6-5)	Jansen (18)
88	7/6	N	vs. TEX	W 10-6	45-43	5th	-11.0	Winkowski (3-1)	Sborz (4-4)	
89	7/7	N	vs. OAK	W 7-3	46-43	5th	-10.0	Pivetta (5-5)	Long (0-1)	
90	7/8	D	vs. OAK	W 10-3	47-43	5th	-9.0	Paxton (5-1)	Pruitt (1-6)	Walter (1)
91	7/9	D	vs. OAK	W 4-3	48-43	5th	-9.0	Martin (3-1)	Waldichuk (2-6)	Jansen (19)
- 7/10-13 All-Star Break at T-Mobile Park (Seattle, WA)										
92	7/14	N	at CHC	W 8-3	49-43	T-4th	-8.5	Bello (7-5)	Hendricks (3-4)	Jansen (20)
93	7/15	D	at CHC	L 4-10	49-44	5th	-10.0	Stroman (10-6)	Paxton (5-2)	
94	7/16	D	at CHC	W 11-5	50-44	T-4th	-9.0	Crawford (4-4)	Steele (9-3)	
95	7/17	N	at OAK	W 7-0	51-44	4th	-8.0	Pivetta (6-5)	Blackburn (1-2)	
96	7/18	N	at OAK	L 0-3	51-45	4th	-8.0	Medina (3-7)	Jacques (1-1)	May (7)
97	7/19	D	at OAK	L 5-6	51-46	4th	-8.0	Felipe (1-0)	Bello (7-6)	May (8)
- 7/20 Off Day 4th -8.5										
98	7/21	D	vs. NYM	L 4-5	51-47	T-4th	-8.5	Hartwig (3-1)	Crawford (4-5)	Robertson (14)
99	7/22	N	vs. NYM	W 8-6	52-47	T-4th	-8.5	Paxton (6-2)	Scherzer (8-4)	Jansen (21)
100	7/23	N	vs. NYM	W 6-1	53-47	T-4th	-8.5	Murphy (1-0)	Carrasco (3-4)	
- 7/24 Off Day T-4th -9.0										
101	7/25	N	vs. ATL	W 7-1	54-47	4th	-8.0	Pivetta (7-5)	Morton (10-8)	
102	7/26	N	vs. ATL	W 5-3	55-47	4th	-7.0	Jacques (2-1)	Johnson (1-6)	Jansen (22)
- 7/27 Off Day 4th -7.0										
103	7/28	N	at SF	W 3-2	56-47	4th	-7.0	Crawford (5-5)	Webb (8-9)	Jansen (23)
104	7/29	D	at SF	L 2-3	56-48	4th	-7.0	Doval (3-2)	Jansen (2-5)	
105	7/30	D	at SF	L 3-4 (11)	56-49	4th	-8.0	Beck (2-0)	Llovera (1-1)	
106	7/31	N	at SEA	L 2-6	56-50	4th	-9.0	Brash (6-3)	Pivetta (7-6)	
107	8/1	N	at SEA	W 6-4	57-50	4th	-9.0	Bell (8-4)	Miller (7-4)	Jansen (24)
108	8/2	D	at SEA	L 3-6	57-51	4th	-9.0	Brash (7-3)	Schreiber (1-1)	Muñoz (3)
- 8/3 Off Day 4th -9.5										
109	8/4	N	vs. TOR	L 3-7	57-52	4th	-10.5	Manoah (3-8)	Paxton (6-3)	Hicks (9)
110	8/5	D	vs. TOR	L 4-5	57-53	5th	-11.5	Berrios (9-7)	Bernardino (1-1)	Swanson (4)
111	8/6	D	vs. TOR	L 1-13	57-54	5th	-12.5	Bassitt (11-6)	Murphy (1-1)	
112	8/7	N	vs. KC	W 6-2	58-54	4th	-12.0	Jansen (3-5)	Hernandez (1-7)	
113	8/8	N	vs. KC	L 3-9	58-55	5th	-12.0	Singer (8-8)	Crawford (5-6)	
114	8/9	N	vs. KC	W 4-3	59-55	4th	-11.0	Pivetta (8-6)	Lyles (3-13)	Jansen (25)
115	8/10	N	vs. KC	W 2-0	60-55	4th	-11.0	Paxton (7-3)	Marsh (0-6)	Jansen (26)
116	8/11	N	vs. DET	W 5-2	61-55	4th	-10.0	Barracrough (1-0)	Skubal (2-2)	Murphy (1)
117	8/12	D	vs. DET	L 2-6	61-56	4th	-11.0	Manning (4-4)	Bello (8-7)	Foley (5)
118	8/13	D	vs. DET	W 6-3	62-56	4th	-11.0	Whitlock (5-3)	Rodriguez (8-6)	Jansen (27)
- 8/14 Off Day 4th -11.5										
119	8/15	N	at WSH	W 5-4	63-56	4th	-10.5	Schreiber (2-1)	Gray (7-10)	Jansen (28)
120	8/16	N	at WSH	L 2-6	63-57	4th	-10.5	Ferrer (2-0)	Whitlock (5-4)	
121	8/17	D	at WSH	L 7-10	63-58	4th	-11.0	Corbin (8-11)	Sale (5-3)	Finnegan (19)
122	8/18	N	at NYY	W 8-3	64-58	4th	-11.0	Bello (9-7)	Brito (4-6)	
123	8/19	D	at NYY	W 8-1	65-58	4th	-11.0	Crawford (6-6)	Cole (10-4)	
124	8/20	D	at NYY	W 6-5	66-58	4th	-11.0	Martin (4-1)	Holmes (4-4)	Jansen (29)
125	8/21	N	at HOU	L 4-9	66-59	4th	-11.5	Javier (9-2)	Paxton (7-4)	
126	8/22	N	at HOU	L 3-7	66-60	4th	-11.5	Verlander (9-6)	Grove (3-7)	
127	8/23	N	at HOU	W 7-5 (10)	67-60	4th	-11.5	Pivetta (9-6)	Graveman (3-6)	Winckowski (3)
128	8/24	D	at HOU	W 17-1	68-60	4th	-11.5	Bello (10-7)	France (9-5)	
129	8/25	D	vs. LAD	L 4-7	68-61	4th	-12.5	Lynn (10-9)	Pivetta (9-7)	Phillips (20)
130	8/26	D	vs. LAD	W 8-5	69-61	4th	-12.5	Bernardino (2-1)	Urias (11-7)	Schreiber (1)
131	8/27	D	vs. LAD	L 4-7	69-62	4th	-12.5	Stone (1-0)	Houck (8-8)	Phillips (21)
132	8/28	N	vs. HOU	L 5-13	69-63	4th	-13.5	Graveman (4-6)	Barracrough (1-1)	Urquidy (1)
133	8/29	N	vs. HOU	L 2-6	69-64	4th	-14.5	France (10-5)	Bello (10-8)	
134	8/30	D	vs. HOU	L 4-7	69-65	4th	-14.5	Valdez (10-9)	Crawford (6-7)	Presly (29)
- 8/31 Off Day 4th -14.5										
135	9/1	N	at KC	L 2-13	69-66	4th	-14.5	Lyles (4-15)	Paxton (7-5)	
136	9/2	N	at KC	W 9-5	70-66	4th	-14.5	Houck (4-8)	Marsh (0-8)	Pivetta (1)
137	9/3	D	at KC	W 7-3	71-66	4th	-14.5	Sale (6-3)	Grienke (1-14)	
138	9/4	N	at TB	W 7-3	72-66	4th	-14.5	Bello (11-8)	Devenski (3-4)	
139	9/5	N	at TB	L 6-8 (11)	72-67	4th	-15.5	Ramirez (3-3)	Jansen (3-6)	
140	9/6	N	at TB	L 1-3	72-68	4th	-16.5	Glasnow (8-5)	Pivetta (9-8)	Fairbanks (20)
- 9/7 Off Day 4th -16.5										
141	9/8	N	vs. BAL	L 2-11	72-69	4th	-17.5	Bradish (11-6)	Houck (4-9)	
142	9/9	D	vs. BAL	L 12-13	72-70	4th	-18.5	Fujinami (7-8)	Sale (6-4)	
143	9/10	D	vs. BAL	W 7-3	73-70	4th	-17.5	Bello (12-8)	Rodriguez (5-4)	
- 9/11 vs. NYY PPD to 9/12 4th -18.0										
144	9/12	D	vs. NYY-G1	L 2-3	73-71	-	-	Brito (7-7)	Pivetta (9-9)	Holmes (19)
145	9/12	N	vs. NYY-G2	L 1-4	73-72	T-4th	-18.5	Rodón (3-5)	Winckowski (3-2)	Ramirez (1)
- 9/13 vs. NYY PPD to 9/14 4th -18.0										
146	9/14	D	vs. NYY-G1	W 5-0	74-72	-	-	Houck (5-9)	King (4-6)	
147	9/14	N	vs. NYY-G2	L 5-8	74-73	T-4th	-17.5	Peralta (11-2)	Llovera (1-2)	Kahnle (2)
148	9/15	N	at TOR	L 0-3	74-74	5th	-17.5	Berrios (10-10)	Bello (12-9)	Romano (35)
149	9/16	D	at TOR	L 3-4 (13)	74-75	5th	-18.5	Green (3-0)	Llovera (1-3)	
150	9/17	D	at TOR	L 2-3	74-76	5th	-19.5	Swanson (4-2)	Whitlock (5-5)	
151	9/18	N	at TEX	W 4-2	75-76	5th	-19.5	Winckowski (4-2)	Smith (2-7)	Martin (2)
152	9/19	N	at TEX	L 4-6	75-77	5th	-20.5	Chapman (6-4)	Murphy (1-2)	Leclerc (3)
153	9/20	D	at TEX	L 5-15	75-78	5th	-21.0	Pérez (10-4)	Bello (12-10)	
- 9/21 Off Day 5th -20.0										
154	9/22	N	vs. CWS	W 3-2	76-78	5th	-19.0	Llovera (2-3)	Crochet (0-2)	Martin (3)
155	9/23	D	vs. CWS	L 0-1	76-79	5th	-20.0	Bummer (5-5)	Winckowski (4-3)	Shaw (3)
156	9/24	D	vs. CWS	L 2-3 (6)	76-80	5th	-21.0	Clevinger (9-8)	Crawford (6-8)	
- 9/25 Off Day 5th -21.0										
157	9/26	N	vs. TB	L 7-9	76-81	5th	-22.0	Effin (16-8)	Houck (5-10)	Fairbanks (25)
158	9/27	N	vs. TB	L 0-5	76-82	5th	-23.0	Glasnow (10-7)	Bello (12-11)	
159	9/28	N	at BAL	L 0-2	76-83	5th	-24.0	Kremer (13-5)	Sale (6-5)	Wells (1)
160	9/29	N	at BAL	W 3-0	77-83	5th	-23.0	Pivetta (10-9)	Means (1-2)	Whitlock (1)
161	9/30	N	at BAL	L 2-5	77-84	5th	-24.0	Zimmermann (2-0)	Winckowski (4-4)	
162	10/1	D	at BAL	W 6-1	78-84	5th	-23.0	Houck (6-10)	Coulombe (5-3)	

2023
In Review

2023 Season Recap & Highlights, Continued

2023 Major League Standings

AL East	W-L	PCT	GB	HOME	ROAD	vs. East	vs. Central	vs. West	RS	RA	DIFF
z-Baltimore	101-61	.623	-	49-32	52-29	32-20	22-10	21-11	807	678	129
w-Tampa Bay	99-63	.611	2.0	53-28	46-35	31-21	23-9	18-14	860	665	195
w-Toronto	89-73	.549	12.0	443-38	46-35	21-31	22-10	16-16	746	671	75
NY Yankees	82-80	.506	19.0	42-39	40-41	22-30	18-14	19-13	673	698	-25
Boston	78-84	.481	23.0	39-42	39-42	24-28	19-13	15-17	772	776	-4

AL Central	W-L	PCT	GB	HOME	ROAD	vs. East	vs. Central	vs. West	RS	RA	DIFF
y-Minnesota	87-75	.537	-	47-34	40-41	13-19	29-23	20-12	778	659	119
Detroit	78-84	.481	9.0	37-44	41-40	7-25	35-17	15-17	661	740	-79
Cleveland	76-86	.469	11.0	42-39	34-47	16-16	23-29	17-15	662	697	-35
Chi White Sox	61-101	.377	26.0	31-50	30-51	11-20	23-29	12-21	641	841	-200
Kansas City	56-106	.346	31.0	33-48	23-58	9-24	20-32	11-20	676	859	-183

AL West	W-L	PCT	GB	HOME	ROAD	vs. East	vs. Central	vs. West	RS	RA	DIFF
y-Houston	90-72	.556	-	39-42	51-30	16-17	14-17	32-20	827	698	129
w-Texas	90-72	.556	-	50-31	40-41	20-12	19-13	29-23	881	716	165
Seattle	88-74	.543	2.0	45-36	43-38	13-18	20-13	33-19	758	659	99
LA Angels	73-89	.451	17.0	38-43	35-46	14-18	18-14	22-30	739	829	-90
Oakland	50-112	.309	40.0	26-55	24-57	8-24	14-18	14-38	585	924	-339

NL East	W-L	PCT	GB	HOME	ROAD	vs. East	vs. Central	vs. West	RS	RA	DIFF
z-Atlanta	104-58	.642	-	52-29	52-29	35-17	22-9	21-12	947	716	231
w-Philadelphia	90-72	.556	14.0	49-32	41-40	25-27	19-12	18-15	796	715	81
w-Miami	84-78	.519	20.0	46-35	38-43	26-26	18-15	14-17	666	723	-57
NY Mets	75-87	.463	29.0	43-38	32-49	25-27	13-19	18-14	717	729	-12
Washington	71-91	.438	33.0	34-47	37-44	19-33	14-19	15-16	700	845	-145

NL Central	W-L	PCT	GB	HOME	ROAD	vs. East	vs. Central	vs. West	RS	RA	DIFF
y-Milwaukee	92-70	.568	-	49-32	43-38	18-14	33-19	13-19	728	647	81
Chi Cubs	83-79	.512	9.0	45-36	38-43	11-20	30-22	17-16	819	723	96
Cincinnati	82-80	.506	10.0	38-43	44-37	15-17	21-31	18-14	783	821	-38
Pittsburgh	76-86	.469	16.0	39-42	37-44	16-17	25-27	16-15	692	790	-98
St. Louis	71-91	.438	21.0	35-46	36-45	14-18	21-31	13-19	719	829	-110

NL West	W-L	PCT	GB	HOME	ROAD	vs. East	vs. Central	vs. West	RS	RA	DIFF
y-LA Dodgers	100-62	.617	-	53-28	47-34	17-14	19-14	34-18	906	699	207
w-Arizona	84-78	.519	16.0	43-38	41-40	14-18	20-12	29-23	746	761	-15
San Diego	82-80	.506	18.0	44-37	38-43	16-16	11-21	27-25	752	648	104
San Francisco	79-83	.488	21.0	45-36	34-47	13-18	20-13	26-26	674	719	-45
Colorado	59-103	.364	41.0	37-44	22-59	14-20	13-17	14-38	721	957	-236

w - Clinched Wild Card

y - Clinched Division

z - Clinched Division and Best Record in League

2023 Wild Card Standings

	W-L	PCT.	GA/GB		W-L	PCT.	GA/GB
w-Tampa Bay	99-63	.611	10.0	w-Philadelphia	90-72	.556	6.0
w-Texas	90-72	.556	1.0	w-Miami	84-78	.519	-
w-Toronto	89-73	.549	-	w-Arizona	84-78	.519	-
Seattle	88-74	.543	1.0	Chi Cubs	83-79	.512	1.0
NY Yankees	82-80	.506	7.0	Cincinnati	82-80	.506	2.0
Boston	78-84	.481	11.0	San Diego	82-80	.506	2.0
Detroit	78-84	.481	11.0	San Francisco	79-83	.488	5.0
Cleveland	76-86	.469	13.0	Pittsburgh	76-86	.469	8.0
LA Angels	73-89	.451	16.0	NY Mets	75-87	.463	9.0
Chi White Sox	61-101	.377	28.0	St. Louis	71-91	.438	13.0
Kansas City	56-106	.346	33.0	Washington	71-91	.438	13.0
Oakland	50-112	.309	39.0	Colorado	59-103	.364	25.0

w - Clinched Wild Card

2023
in Review



Opponents





BALTIMORE ORIOLES

Oriole Park at Camden Yards

Series Facts (1954-2023)

All-Time Record vs. Orioles.....	625-526 (315-259 home, 310-267 road)
All-Time Record at Oriole Park	154-106
All-Time Record at Fenway Park.....	315-259
Longest Red Sox Winning Streak.....	13 (9/3/2005-5/16/2006)
Longest Orioles Winning Streak	8 (4/27-5/30/1960)
Most consecutive series won by Red Sox.....	12 (5/30/2008-4/25/2010)
Most consecutive series won by Orioles.....	6 (4/27-8/21/1960)

Series Highs	
Red Sox (in Boston)	
Runs.....	19 (9/26/2018-G1)
Hits	23 (9/9/2023)
Red Sox (in Baltimore)	
Runs.....	19 (8/10/2018)
Hits	23 (2x, last: 8/2/2009)
Orioles (in Boston)	
Runs.....	17 (9/27/1960)
Hits	21 (3x, last: 8/25/2017)
Orioles (in Baltimore)	
Runs.....	18 (4/26/2015)
Hits	20 (2x, last: 4/26/2015)



NEW YORK YANKEES

Yankee Stadium

Series Facts (1903-2023)

All-Time Record vs. New York.....	1,022-1,238-14 (563-568-7 home, 459-669-7 road)
All-Time Record at Yankee Stadium.....	56-79
All-Time Record at Fenway Park.....	510-507-4
Longest Red Sox Winning Streak.....	17 (10/3/1911-7/1/1912)
Longest Yankees Winning Streak	12 (3x, last: 9/7/2019-9/10/2020)
Most consecutive series won by Red Sox.....	7 (10/3/1911-9/26/1912)
Most consecutive series won by Yankees	21 (9/28/1930-6/6/1933)

Series Highs	
Red Sox (in Boston)	
Runs.....	19 (7/25/2019)
Hits	23 (7/25/2019)
Red Sox (in New York)	
Runs.....	17 (5/28/2005)
Hits	27 (5/28/2005)
Yankees (in Boston)	
Runs.....	24 (9/28/1923)
Hits	30 (9/28/1923)
Yankees (in New York)	
Runs.....	19 (8/13/1940-G2)
Hits	22 (5/22/1928)



TAMPA BAY RAYS

Tropicana Field

Series Facts (1998-2023)

All-Time Record vs. Tampa Bay.....	241-212 (130-93 home, 111-119 road)
All-Time Record at Tropicana Field	111-119
All-Time Record at Fenway Park.....	130-93
Longest Red Sox Winning Streak.....	11 (4/6-6/26/2001)
Longest Rays Winning Streak	6 (4x, last: 7/5-14/2022)
Most consecutive series won by Red Sox.....	7 (4/28/2004-4/17/2005)
Most consecutive series won by Rays	5 (9/17/2008-5/3/2009)

Series Highs	
Red Sox (in Boston)	
Runs.....	22 (7/23/2002-G1)
Hits	21 (7/5/2007)
Red Sox (in Tampa Bay)	
Runs.....	15 (9/20/2005)
Hits	21 (2x, last: 9/15/2017)
Rays (in Boston)	
Runs.....	17 (8/13/2020)
Hits	21 (7/24/2003)
Rays (in Tampa Bay)	
Runs.....	13 (3x, last: 6/27/16)
Hits	19 (4/1/2003)



TORONTO BLUE JAYS

Rogers Centre

Series Facts (1977-2023)

All-Time Record vs. Toronto	389-326 (192-169 home, 197-157 road)
All-Time Record at Rogers Centre	148-122
All-Time Record at Fenway Park.....	192-169
Longest Red Sox Winning Streak.....	11 (4/16-7/11/2002)
Longest Blue Jays Winning Streak.....	9 (7/22/2022-10/2/2022)
Most consecutive series won by Red Sox.....	6 (2x, last: 4/24-9/13/2018)
Most consecutive series won by Blue Jays	7 (2x, last: 8/6/2021-10/2/2022)

Series Highs	
Red Sox (in Boston)	
Runs.....	18 (9/13/2011)
Hits	22 (10/4/1980-G1)
Red Sox (in Toronto)	
Runs.....	16 (2x, last: 6/11/2011)
Hits	21 (2x, last: 7/2/2017)
Blue Jays (in Boston)	
Runs.....	28 (7/22/2022)
Hits	29 (7/22/2022)
Blue Jays (in Toronto)	
Runs.....	13 (2x, last: 9/24/2006)
Hits	21 (10/1/2022)



CHICAGO WHITE SOX

Guaranteed Rate Field

Series Facts (1901-2023)

All-Time Record vs. Chicago	997-957-11 (571-407-7 home, 426-550-4 road)
All-Time Record at Guaranteed Rate Field	68-62
All-Time Record at Fenway Park	499-354-3
Longest Red Sox Winning Streak	12 (8/5/1921-5/15/1922)
Longest White Sox Winning Streak	10 (2x, last: 8/21/1906-5/18/1907)
Most consecutive series won by Red Sox	7 (6/6/1941-5/14/1942)
Most consecutive series won by White Sox	17 (8/20/1963-7/31/1966)



CLEVELAND GUARDIANS

Progressive Field

Series Facts (1901-2023)

All-Time Record vs. Guardians	999-1053-8 (541-488-5 home, 458-565-3 road)
All-Time Record at Progressive Field	59-57
All-Time Record at Fenway Park	476-432-4
Longest Red Sox Winning Streak	11 (2x, last: 9/7/1985-8/22/1986)
Longest Guardians Winning Streak	11 (4/12-6/25/1996)
Most consecutive series won by Red Sox	7 (6/28/1983-9/2/1984)
Most consecutive series won by Guardians	9 (4/29/1954-5/2/1955)



DETROIT TIGERS

Comerica Park

Series Facts (1901-2023)

All-Time Record vs. Detroit	1,058-982-13 (577-445-6 home, 481-537-7 road)
All-Time Record at Comerica Park	47-37
All-Time Record at Fenway Park	516-382-4
Longest Red Sox Winning Streak	11 (8/25/1989-4/11/1990)
Longest Tigers Winning Streak	10 (2x, last: 8/16/1927-5/6/1928)
Most consecutive series won by Red Sox	9 (8/28/1951-8/27/1952)
Most consecutive series won by Tigers	9 (9/13/1921-6/16/1923)



KANSAS CITY ROYALS

Kauffman Stadium

Series Facts (1969-2023)

All-Time Record vs. Kansas City	258-245 (140-109 home, 118-136 road)
All-Time Record at Kauffman Stadium	105-121
All-Time Record at Fenway Park	143-110
Longest Red Sox Winning Streak	8 (5/12/2018-8/5/2019)
Longest Royals Winning Streak	12 (8/23/1970-8/25/1971)
Most consecutive series won by Red Sox	6 (2x, last: 4/19/2002-8/4/2005)
Most consecutive series won by Royals	8 (8/12/1970-6/15/1972)



MINNESOTA TWINS

Target Field

Series Facts (1961-2023)

All-Time Record vs. Minnesota	328-323 (189-138 home, 139-185 road)
All-Time Record at Target Field	23-18
All-Time Record at Fenway Park	189-138
Longest Red Sox Winning Streak	10 (8/27/1977-7/17/1978)
Longest Twins Winning Streak	17 (6/2/1965-5/7/1966)
Most consecutive series won by Red Sox	6 (5/30/1975-6/14/1976)
Most consecutive series won by Twins	6 (5/25-9/12/1965)

Series Highs

Red Sox (in Boston)

Runs	19 (2x, last: 5/13/1947)
Hits	23 (6/5/1929)

Red Sox (in Chicago)

Runs	21 (8/30/1970-G1)
Hits	22 (2x, last: 8/30/1970-G1)

White Sox (in Boston)

Runs	22 (5/31/1970)
Hits	25 (8/15/1922)

White Sox (in Chicago)

Runs	21 (6/26/1960-G2)
Hits	22 (6/26/1960-G2)

Series Highs

Red Sox (in Boston)

Runs	18 (5/5/1930)
Hits	23 (3x, last: 5/5/1930)

Red Sox (in Cleveland)

Runs	24 (8/21/1986)
Hits	24 (8/21/1986)

Guardians (in Boston)

Runs	19 (2x, last: 4/10/1977)
Hits	24 (7/28/1925)

Guardians (in Cleveland)

Runs	27 (7/7/1923-G1)
Hits	25 (6/5/1930)

Series Highs

Red Sox (in Boston)

Runs	23 (6/18/1953)
Hits	27 (6/18/1953)

Red Sox (in Detroit)

Runs	18 (2x, last: 8/2/1956)
Hits	22 (8/28/1947)

Tigers (in Boston)

Runs	20 (7/7/1928)-G1)
Hits	22 (6/13/1934)

Tigers (in Detroit)

Runs	17 (3x, last: 7/28/1990)
Hits	22 (5/9/1927)

Series Highs

Red Sox (in Boston)

Runs	17 (5/28/1977)
Hits	21 (8/14/1985)

Red Sox (in Kansas City)

Runs	22 (4/12/1994)
Hits	20 (2x, last: 5/8/1998)

Royals (in Boston)

Runs	13 (5x, last: 6/1/2000)
Hits	20 (5/28/2010)

Royals (in Kansas City)

Runs	13 (6x, last: 9/1/2023)
Hits	20 (8/2/1987)

Series Highs

Red Sox (in Boston)

Runs	18 (7/9/2008)
Hits	23 (7/9/2008)

Red Sox (in Minnesota)

Runs	17 (5/7/2017)
Hits	18 (3x, last: 4/24/2012)

Twins (in Boston)

Runs	17 (5/25/1965)
Hits	24 (5/25/1977-G1)

Twins (in Minnesota)

Runs	21 (5/20/1994)
Hits	22 (5/20/1994)

2024
Opponents



HOUSTON ASTROS

Minute Maid Park

Series Facts (1962-2023)

All-Time Record vs. Houston	40-36 (20-17 home, 20-19 road)
All-Time Record at Minute Maid Park	20-19
All-Time Record at Fenway Park	20-17
Longest Red Sox Winning Streak	7 (7/1/2011-4/28/2013)
Longest Astros Winning Streak	3 (5x, last: 8/28-30/2023))
Most consecutive series won by Red Sox	4 (7/1/2011-7/13/2014)
Most consecutive series won by Astros	5 (9/7/2018-6/10/2021)



LOS ANGELES ANGELS

Angel Stadium of Anaheim

Series Facts (1961-2023)

All-Time Record vs. Los Angeles	360-319-1 (201-142-1 home, 159-177 road)
All-Time Record at Angel Stadium	143-148
All-Time Record at Fenway Park	201-142-1
Longest Red Sox Winning Streak	10 (7/19/1993-7/4/1994)
Longest Angels Winning Streak	9 (2x, last: 5/4/2011-6/8/2013)
Most consecutive series won by Red Sox	5 (9/5/2009-4/24/2011)
Most consecutive series won by Angels	4 (8/25/1961-6/28/1962)



OAKLAND ATHLETICS

Oakland Coliseum

Series Facts (1968-2023)

All-Time Record vs. Oakland	312-253 (182-99 home, 129-153 road, 1-1 neutral)
All-Time Record at Oakland Coliseum	129-153
All-Time Record at Fenway Park	182-99
Longest Red Sox Winning Streak	11 (7/10/1993-4/28/1994)
Longest Athletics Winning Streak	8 (5/1-9/2/2012)
Most consecutive series won by Red Sox	7 (4/14/1997-8/27/1998)
Most consecutive series won by Athletics	4 (2x, last: 7/2/1987-5/29/1988)



SEATTLE MARINERS

T-Mobile Park

Series Facts (1977-2023)

All-Time Record vs. Seattle	259-190 (138-81 home, 121-109 road)
All-Time Record at T-Mobile Park	48-56
All-Time Record at Fenway Park	138-81
Longest Red Sox Winning Streak	15 (5/4/1977-6/17/1978)
Longest Mariners Winning Streak	5 (7/22-8/27/2006)
Most consecutive series won by Red Sox	6 (5/3/1977-6/18/1978)
Most consecutive series won by Mariners	5 (5/29/1992-5/4/1993)



TEXAS RANGERS

Globe Life Field

Series Facts (1972-2023)

All-Time Record vs. Texas	257-238 (152-95 home, 105-143 road)
All-Time Record at Globe Life Field	4-6
All-Time Record at Fenway Park	152-95
Longest Red Sox Winning Streak	9 (7/2/2007-9/5/2008)
Longest Rangers Winning Streak	9 (2x, last: 4/28/1978-5/30/1979)
Most consecutive series won by Red Sox	6 (7/9/2004-4/5/2006)
Most consecutive series won by Rangers	5 (2x, last: 8/24/1993-7/16/1995)

Series Highs

Red Sox (in Boston)

Runs	12 (6/10/2021)
Hits	17 (4/26/2013)

Red Sox (in Houston)

Runs	17 (8/24/2023)
Hits	25 (8/24/2023)

Astros (in Boston)

Runs	13 (2x, last: 8/28/2023)
Hits	18 (8/28/2023)

Astros (in Houston)

Runs	11 (2x, last: 5/31/2021)
Hits	16 (8/21/2023)

Series Highs

Red Sox (in Boston)

Runs	17 (2x, last: 5/3/2010)
Hits	20 (5/3/2010)

Red Sox (in Los Angeles)

Runs	16 (7/21/1984)
Hits	20 (7/21/1984)

Angels (in Boston)

Runs	21 (7/2/2016)
Hits	26 (6/20/1980)

Angels (in Los Angeles)

Runs	13 (3x, last: 8/18/2005)
Hits	19 (9/22/1965-61)

Series Highs

Red Sox (in Boston)

Runs	16 (2x, last: 5/20/1996)
Hits	21 (5/20/1996)

Red Sox (in Oakland)

Runs	16 (9/2/2016)
Hits	19 (2x, last: 5/8/2002)

Athletics (in Boston)

Runs	21 (6/14/1969)
Hits	25 (6/14/1969)

Athletics (in Oakland)

Runs	20 (8/31/2012)
Hits	19 (2x, last: 8/31/2012)

Series Highs

Red Sox (in Boston)

Runs	22 (8/15/2005)
Hits	26 (8/15/2005)

Red Sox (in Seattle)

Runs	14 (7/21/1983)
Hits	18 (2x, last: 9/1/1991)

Mariners (in Boston)

Runs	13 (2x, last: 5/21/1996)
Hits	24 (9/3/1981)

Mariners (in Seattle)

Runs	15 (2x, last: 5/24/1995)
Hits	18 (2x, last: 7/20/2004)

Series Highs

Red Sox (in Boston)

Runs	19 (8/12/2008)
Hits	21 (2x, last: 7/4/2016)

Red Sox (in Texas)

Runs	17 (8/5/1997)
Hits	24 (8/5/1997)

Rangers (in Boston)

Runs	18 (4/17/2012)
Hits	22 (6/11/2006)

Rangers (in Texas)

Runs	19 (8/1/2002)
Hits	20 (8/1/2002)



ATLANTA BRAVES

Truist Park

Series Facts (1997-2023)

All-Time Record vs. Atlanta	49-41 (20-25 home, 29-16 road)
All-Time Record at Truist Park	9-3
All-Time Record at Fenway Park	20-25
Longest Red Sox Winning Streak	6 (6/23/2012-5/29/2014)
Longest Braves Winning Streak	4 (5x, last: 5/11/2022-5/9/2023)
Most consecutive series won by Red Sox	9 (5/20/2005-5/29/2014)
Most consecutive series won by Braves	4 (2x, last: 7/6/2001-7/4/2004)



MIAMI MARLINS

LoanDepot Park

Series Facts (1997-2023)

All-Time Record vs. Miami	31-16 (19-9 home, 12-7 road)
All-Time Record at LoanDepot Park	6-4
All-Time Record at Fenway Park	19-9
Longest Red Sox Winning Streak	7 (6/12/2012-7/8/2015)
Longest Marlins Winning Streak	3 (6/27-29/2023)
Most consecutive series won by Red Sox	10 (6/26/1998-7/8/2015)
Most consecutive series won by Marlins	1 (2x, last: 8/11-12/2015)



NEW YORK METS

Citi Field

Series Facts (1997-2023)

All-Time Record vs. New York	23-15 (13-9 home, 10-6 road)
All-Time Record at Citi Field	6-1
All-Time Record at Fenway Park	13-9
Longest Red Sox Winning Streak	6 (7/29/2020-9/22/2021)
Longest Mets Winning Streak	2 (5x, last: 7/27-28/2020)
Most consecutive series won by Red Sox	3 (7/29/2020-9/22/2021)
Most consecutive series won by Mets	2 (6/5/1998-6/13/1999)



PHILADELPHIA PHILLIES

Citizens Bank Park

Series Facts (1997-2023)

All-Time Record vs. Philadelphia	50-34 (22-14 home, 28-20 road)
All-Time Record at Citizens Bank Park	26-14
All-Time Record at Fenway Park	22-14
Longest Red Sox Winning Streak	7 (4/9/2015-6/14/2017)
Longest Phillies Winning Streak	5 (7/16/1999-6/4/2000)
Most consecutive series won by Red Sox	8 (6/25/2004-6/13/2010)
Most consecutive series won by Phillies	3 (6/22/1998-6/4/2000)



WASHINGTON NATIONALS

Nationals Park

Series Facts (2006-2023)

All-Time Record vs. Washington	16-8 (7-5 home, 9-3 road)
All-Time Record at Nationals Park	9-3
All-Time Record at Fenway Park	7-5
Longest Red Sox Winning Streak	6 (8/29/2020-8/15/2023)
Longest Nationals Winning Streak	4 (6/25/2009-6/10/2012)
Most consecutive series won by Red Sox	4 (4/13/2015-10/3/2021)
Most consecutive series won by Nationals	1 (3x, last: 6/8-10/2012)

Series Highs

Red Sox (in Boston)

Runs	13 (5/19/2007-G1)
Hits	18 (2x, last: 6/16/2015)

Red Sox (in Atlanta)

Runs	11 (2x, last: 4/26/2016)
Hits	15 (2x, last: 9/27/2020)

Braves (in Boston)

Runs	15 (8/30/1997)
Hits	19 (8/30/1997)

Braves (in Atlanta)

Runs	10 (7/4/2004)
Hits	15 (2x, last: 6/18/2007)

Series Highs

Red Sox (in Boston)

Runs	25 (6/27/2003)
Hits	28 (6/27/2003)

Red Sox (in Miami)

Runs	11 (7/1/2006)
Hits	14 (2x, last: 6/13/2012)

Marlins (in Boston)

Runs	10 (3x, last: 6/27/2023)
Hits	19 (6/27/2023)

Marlins (in Miami)

Runs	14 (8/12/2015)
Hits	17 (8/12/2015)

Series Highs

Red Sox (in Boston)

Runs	12 (2x, last: 9/22/2021)
Hits	16 (5/24/2009)

Red Sox (in New York)

Runs	10 (6/15/1997)
Hits	13 (6/15/1997)

Mets (in Boston)

Runs	9 (6/5/1998)
Hits	13 (7/21/2023)

Mets (in New York)

Runs	5 (4x, last: 7/29/2020)
Hits	15 (7/29/2020)

Series Highs

Red Sox (in Boston)

Runs	12 (4x, last: 6/11/2010)
Hits	17 (6/11/2010)

Red Sox (in Philadelphia)

Runs	13 (9/1/2003)
Hits	15 (2x, last: 6/26/2005)

Phillies (in Boston)

Runs	13 (8/18/2020)
Hits	18 (7/17/1999)

Phillies (in Philadelphia)

Runs	11 (2x, last: 6/14/2009)
Hits	15 (5/19/2012)

Series Highs

Red Sox (in Boston)

Runs	11 (6/20/2006)
Hits	17 (6/20/2006)

Red Sox (in Washington)

Runs	11 (2x, last: 7/3/2018)
Hits	17 (6/23/2009)

Nationals (in Boston)

Runs	10 (2x, last: 8/28/2020)
Hits	16 (8/28/2020)

Nationals (in Washington)

Runs	10 (8/17/2023)
Hits	12 (7/3/2018)

2024
Opponents



CHICAGO CUBS

Wrigley Field

Series Facts (1997-2023)

All-Time Record vs. Chicago	10-11 (4-5 home, 6-6 road)
All-Time Record at Wrigley Field	6-6
All-Time Record at Fenway Park	4-5
Longest Red Sox Winning Streak	2 (3x, last: 7/3/2022-7/14/2023)
Longest Cubs Winning Streak	3 (6/30-7/2/2014)
Most consecutive series won by Red Sox	2 (5/20/2011-6/17/2012)
Most consecutive series won by Cubs	1 (3x, last: 7/1-3/2022)



CINCINNATI REDS

Great American Ball Park

Series Facts (1997-2023)

All-Time Record vs. Cincinnati	15-5 (7-3 home, 8-2 road)
All-Time Record at Great American Ball Park	8-2
All-Time Record at Fenway Park	7-3
Longest Red Sox Winning Streak	9 (6/14/2008-9/24/2017)
Longest Reds Winning Streak	3 (9/21/2022-5/31/2023)
Most consecutive series won by Red Sox	5 (6/13/2005-9/24/2017)
Most consecutive series won by Reds	1 (5/30-6/1/2023)



MILWAUKEE BREWERS

American Family Field

Series Facts (1969-2023)

All-Time Record vs. Milwaukee	222-193 (119-90 home, 103-103 road)
All-Time Record at American Family Field	5-4
All-Time Record at Fenway Park	119-90
Longest Red Sox Winning Streak	6 (6/7/2003-6/17/2011)
Longest Brewers Winning Streak	5 (4/4/2014-5/10/2017)
Most consecutive series won by Red Sox	5 (9/5/1997-6/19/2011)
Most consecutive series won by Brewers	3 (4/4/2014-7/31/2022)



PITTSBURGH PIRATES

PNC Park at North Shore

Series Facts (2003-2023)

All-Time Record vs. Pittsburgh	10-11 (5-4 home, 5-7 road)
All-Time Record at PNC Park	5-7
All-Time Record at Fenway Park	5-4
Longest Red Sox Winning Streak	5 (4/3/2017-8/17/2022)
Longest Pirates Winning Streak	4 (8/18/2022-present)
Most consecutive series won by Red Sox	2 (2x, last: 4/3/2017-8/18/2022)
Most consecutive series won by Pirates	2 (6/24/2011-9/18/2014)



ST. LOUIS CARDINALS

Busch Stadium

Series Facts (1997-2023)

All-Time Record vs. St. Louis	10-12 (6-8 home, 4-4 road)
All-Time Record at Busch Stadium	4-4
All-Time Record at Fenway Park	6-8
Longest Red Sox Winning Streak	5 (5/16/2017-6/17/2022)
Longest Cardinals Winning Streak	3 (2x, last: 5/12/2023-present)
Most consecutive series won by Red Sox	2 (5/16/2017-6/19/2022)
Most consecutive series won by Cardinals	4 (6/10/2003-8/7/2014)

Series Highs

Red Sox (in Boston)

Runs	15 (5/20/2011)
Hits	19 (5/20/2011)

Red Sox (in Chicago)

Runs	11 (7/16/2023)
Hits	17 (6/12/2005)

Cubs (in Boston)

Runs	16 (7/2/2014)
Hits	19 (7/2/2014)

Cubs (in Chicago)

Runs	14 (6/10/2005)
Hits	20 (6/10/2005)

Series Highs

Red Sox (in Boston)

Runs	10 (6/13/2005)
Hits	16 (6/13/2005)

Red Sox (in Cincinnati)

Runs	9 (9/6/2008)
Hits	13 (6/14/2008)

Reds (in Boston)

Runs	9 (5/30/2023)
Hits	12 (5/30/2023)

Reds (in Cincinnati)

Runs	5 (9/21/2022)
Hits	10 (8/13/2014)

Series Highs

Red Sox (in Boston)

Runs	15 (2x, last: 6/9/1984)
Hits	19 (6/9/1984)

Red Sox (in Milwaukee)

Runs	20 (9/6/1975)
Hits	27 (8/5/1979-6/1)

Brewers (in Boston)

Runs	19 (5/31/1980)
Hits	22 (5/31/1980)

Brewers (in Milwaukee)

Runs	18 (4/12/1980)
Hits	21 (7/23/1990)

Series Highs

Red Sox (in Boston)

Runs	8 (6/19/2005)
Hits	11 (6/17/2005)

Red Sox (in Pittsburgh)

Runs	11 (6/4/2003-G1)
Hits	16 (6/4/2003-G1)

Pirates (in Boston)

Runs	7 (4/3/2023)
Hits	10 (6/18/2005)

Pirates (in Pittsburgh)

Runs	9 (9/17/2014)
Hits	15 (9/17/2014)

Series Highs

Red Sox (in Boston)

Runs	13 (6/11/2003)
Hits	19 (6/11/2003)

Red Sox (in St. Louis)

Runs	6 (5/16/2017)
Hits	11 (5/17/2017)

Cardinals (in Boston)

Runs	11 (6/18/2022)
Hits	16 (6/22/2008)

Cardinals (in St. Louis)

Runs	9 (6/7/2005)
Hits	12 (5/17/2017)



ARIZONA DIAMONDBACKS

Chase Field

Series Facts (2002-2023)

All-Time Record vs. Arizona.....	15-9 (10-5 home, 5-4 road)
All-Time Record at Chase Field.....	5-4
All-Time Record at Fenway Park.....	10-5
Longest Red Sox Winning Streak.....	5 (2x, last: 8/3/2013-8/14/2016)
Longest Diamondbacks Winning Streak.....	3 (6/7-9/2002)
Most consecutive series won by Red Sox.....	5 (6/8/2007-8/14/2016)
Most consecutive series won by Diamondbacks.....	1 (2x, last: 4/5-7/2019)



COLORADO ROCKIES

Coors Field

Series Facts (1997-2023)

All-Time Record vs. Colorado.....	14-12 (9-7 home, 5-5 road)
All-Time Record at Coors Field.....	5-5
All-Time Record at Fenway Park.....	9-7
Longest Red Sox Winning Streak.....	3 (2x, last: 5/15-8/28/2019)
Longest Rockies Winning Streak.....	4 (6/13/2007-6/23/2010)
Most consecutive series won by Red Sox.....	1 (4x, last: 8/27-28/2019)
Most consecutive series won by Rockies.....	3 (6/15/2004-6/24/2010)



LOS ANGELES DODGERS

Dodger Stadium

Series Facts (1997-2023)

All-Time Record vs. Los Angeles.....	10-11 (7-5 home, 3-6 road)
All-Time Record at Dodger Stadium.....	3-6
All-Time Record at Fenway Park.....	7-5
Longest Red Sox Winning Streak.....	4 (6/13/2004-6/20/2010)
Longest Dodgers Winning Streak.....	3 (2x, last: 7/13/2019-8/25/2023)
Most consecutive series won by Red Sox.....	3 (6/11/2004-8/25/2013)
Most consecutive series won by Dodgers.....	3 (8/5/2016-present)



SAN DIEGO PADRES

Petco Park

Series Facts (2002-2023)

All-Time Record vs. San Diego.....	16-8 (6-3 home, 10-5 road)
All-Time Record at Petco Park.....	8-4
All-Time Record at Fenway Park.....	6-3
Longest Red Sox Winning Streak.....	4 (9/6/2016-8/24/2019)
Longest Padres Winning Streak.....	2 (6/21-22/2011)
Most consecutive series won by Red Sox.....	4 (7/2/2013-present)
Most consecutive series won by Padres.....	1 (6/20-22/2011)



SAN FRANCISCO GIANTS

Oracle Park

Series Facts (2004-2023)

All-Time Record vs. San Francisco.....	13-9 (6-2 home, 7-7 road)
All-Time Record at Oracle Park.....	7-7
All-Time Record at Fenway Park.....	6-2
Longest Red Sox Winning Streak.....	3 (2x, last: 6/26/2010-8/19/2013)
Longest Giants Winning Streak.....	2 (3x, last: 7/29/2023-present)
Most consecutive series won by Red Sox.....	3 (6/15/2007-8/21/2013)
Most consecutive series won by Giants.....	2 (9/17-19/2019-present)

Series Highs

Red Sox (in Boston)

Runs.....	16 (8/14/2016)
Hits.....	19 (8/14/2016)

Red Sox (in Arizona)

Runs.....	10 (6/8/2007)
Hits.....	14 (5/26/2023)

Diamondbacks (in Boston)

Runs.....	7 (3x, last: 8/2/2013)
Hits.....	16 (8/2/2013)

Diamondbacks (in Arizona)

Runs.....	15 (4/5/2019)
Hits.....	18 (4/5/2019)

Series Highs

Red Sox (in Boston)

Runs.....	11 (6/25/2013)
Hits.....	20 (6/25/2013)

Red Sox (in Colorado)

Runs.....	15 (9/25/2013)
Hits.....	16 (9/25/2013)

Rockies (in Boston)

Runs.....	12 (6/13/2007)
Hits.....	14 (6/13/2007)

Rockies (in Colorado)

Runs.....	11 (6/24/2010)
Hits.....	18 (6/24/2010)

Series Highs

Red Sox (in Boston)

Runs.....	10 (6/18/2010)
Hits.....	14 (8/25/2023)

Red Sox (in Los Angeles)

Runs.....	9 (8/5/2016)
Hits.....	12 (8/25/2013)

Dodgers (in Boston)

Runs.....	14 (6/12/2004)
Hits.....	15 (6/12/2004)

Dodgers (in Los Angeles)

Runs.....	9 (6/23/2002)
Hits.....	13 (6/23/2002)

Series Highs

Red Sox (in Boston)

Runs.....	14 (6/20/2011)
Hits.....	18 (7/4/2013)

Red Sox (in San Diego)

Runs.....	11 (8/23/2019)
Hits.....	14 (8/23/2019)

Padres (in Boston)

Runs.....	8 (6/8/2004)
Hits.....	13 (6/20/2011)

Padres (in San Diego)

Runs.....	7 (5/21/2023)
Hits.....	11 (6/23/2007)

Series Highs

Red Sox (in Boston)

Runs.....	11 (7/20/2016)
Hits.....	16 (7/20/2016)

Red Sox (in San Francisco)

Runs.....	14 (6/18/2004)
Hits.....	14 (6/18/2004)

Giants (in Boston)

Runs.....	11 (9/18/2019)
Hits.....	15 (2x, last: 9/18/2019)

Giants (in San Francisco)

Runs.....	9 (6/18/2004)
Hits.....	12 (6/25/2010)

All-Time Opponent Pitching Leaders vs. Red Sox

Appearances		Games Started		Innings Pitched		ERA (min. 100.0 IP)	
Mariano Rivera	115	Walter Johnson	91	Walter Johnson	815.0	Eric Erickson	1.73
Walter Johnson	112	Early Wynn	84	Eddie Plank	691.0	Herman Pilette	2.01
Red Faber	99	Eddie Plank	82	Early Wynn	630.0	Jack Quinn	2.07
Early Wynn	97	Mel Harder	79	Ted Lyons	603.0	Bob Shawkey	2.16
Mel Harder	96	Feller/Lyons	68	Mel Harder	594.2	Dean Chance	2.28
Strikeouts		Wins		Losses		Saves	
Walter Johnson	488	Walter Johnson	53	Walter Johnson	43	Mariano Rivera	58
Early Wynn	378	Eddie Plank	49	Early Wynn	33	Rick Aguilera	27
Bob Feller	370	Mel Harder	44	Eddie Plank	31	Roberto Hernandez	22
Eddie Plank	339	Early Wynn	39	3 tied	30	Tom Henke	21
Rube Waddell	315	Ted Lyons	39			Jim Johnson	21

Active Opponent Pitching Leaders vs. Red Sox

Appearances		Games Started		Innings Pitched		ERA (min. 50.0 IP)	
David Robertson	75	Kevin Gausman	23	Kevin Gausman	131.2	David Robertson	1.70
Aaron Loup	56	Jake Odorizzi	21	Justin Verlander	131.1	Lance Lynn	2.59
Tommy Hunter	51	Alex Cobb	20	Alex Cobb	115.2	Justin Verlander	2.74
Aroldis Chapman	45	Justin Verlander	20	Jake Odorizzi	103.0	Tyler Glasnow	3.07
Tim Mayza	36	Dylan Bundy	17	Dylan Bundy	98.2	Drew Smyly	3.16
Strikeouts		Wins		Losses		Saves	
Kevin Gausman	140	Alex Cobb	9	Dylan Bundy	9	Aroldis Chapman	16
Gerrit Cole	120	Charlie Morton	8	Kevin Gausman	9	Alex Colomé	12
Justin Verlander	114	Cole/Gausman/	7	Gray/Greinke/	7	David Robertson	12
David Robertson	91	Snell/Stroman		Odorizzi/Severino		Jordan Romano	8
Luis Severino	91					3 tied	6

All-Time Opponent Pitching Leaders at Fenway Park

Appearances		Games Started		Innings Pitched		ERA (min. 50.0 IP)	
Mariano Rivera	55	Early Wynn	40	Walter Johnson	311.1	Lefty Grove	1.72
Early Wynn	50	Hooks Dauss	35	Hooks Dauss	291.2	Elam Vanglider	2.14
Red Faber	49	Mel Harder	35	Early Wynn	282.0	Hoyt Wilhelm	2.18
Hooks Dauss	47	Walter Johnson	35	Ted Lyons	270.2	Nels Potter	2.26
Mel Harder	46	Bob Feller	34	Red Faber	259.0	George Blaeholder	2.33
Strikeouts		Wins		Losses		Saves	
Bob Feller	186	Hooks Dauss	19	Walter Johnson	22	Mariano Rivera	36
Walter Johnson	173	Tommy Bridges	18	Early Wynn	19	Jim Johnson	12
Jim Bunning	162	Herb Pennock	18	Ned Garver	18	Rick Aguilera	11
Mike Mussina	147	Walter Johnson	17	3 tied	17	Jeff Montgomery	11
Early Wynn	143	Ted Lyons	17			6 tied	10

Active Opponent Pitching Leaders at Fenway Park

Appearances		Games Started		Innings Pitched		ERA (min. 25.0 IP)	
David Robertson	42	Jake Odorizzi	12	Justin Verlander	66.2	David Robertson	1.96
Aaron Loup	29	Alex Cobb	11	Kevin Gausman	62.2	Erasmó Ramirez	2.05
Tommy Hunter	27	Kevin Gausman	11	Alex Cobb	62.1	Kyle Gibson	2.41
Tim Mayza	24	Justin Verlander	10	Jake Odorizzi	56.0	Aaron Loup	2.54
Chapman/Colomé	18	Bundy/Cole	8	Dylan Bundy	46.2	Blake Snell	3.10
Strikeouts		Wins		Losses		Saves	
Kevin Gausman	67	Alex Cobb	8	Kevin Gausman	5	David Robertson	7
Justin Verlander	58	Kevin Gausman	4	Dylan Bundy	5	Aroldis Chapman	6
Gerrit Cole	54	Corey Kluber	4	Gray/Odorizzi/	4	Alex Colomé	6
Tyler Glasnow	53	Charlie Morton	4	Sanchez/Severino		Brad Boxberger	5
Odorizzi/Scherzer	51	Justin Verlander	3			Jordan Romano	4

All-Time Opponent Batting Leaders vs. Red Sox

Games Played		Hits		Home Runs		RBI	
Ty Cobb	437	Ty Cobb	615	Babe Ruth	90	Lou Gehrig	315
Eddie Collins	407	Eddie Collins	493	Lou Gehrig	70	Ty Cobb	287
Al Kaline	349	Sam Rice	423	Mickey Mantle	69	Babe Ruth	273
Sam Rice	340	Goose Goslin	406	Al Kaline	62	Al Simmons	255
Charlie Gehringer	339	Lou Gehrig	404	Harmon Killebrew	61	Goose Goslin	226
Runs Scored		Stolen Bases		AVG (min. 100 PA)		OPS (min. 100 PA)	
Ty Cobb	315	Ty Cobb	140	Ed Delahanty	.412	Rowdy Tellez	1.161
Babe Ruth	285	Eddie Collins	96	Will Clark	.403	Babe Ruth	1.147
Lou Gehrig	281	Rickey Henderson	89	Bill Keister	.392	Brandon Lowe	1.131
Charlie Gehringer	265	Carl Crawford	64	Lyman Bostock	.386	Ed Delahanty	1.120
Eddie Collins	242	Bert Campaneris	63	Shane Mack	.380	Lou Gehrig	1.100

Active Opponent Batting Leaders vs. Red Sox

Games Played		Hits		Home Runs		RBI	
Evan Longoria	174	Evan Longoria	186	Evan Longoria	31	Evan Longoria	107
Kevin Kiermaier	115	Manny Machado	108	Aaron Judge	24	Teoscar Hernández	67
Josh Donaldson	99	Josh Donaldson	104	Teoscar Hernández	22	Josh Donaldson	63
Manny Machado	98	Trey Mancini	98	Josh Donaldson	21	Vladimir Guerrero Jr.	63
Aaron Hicks	96	Kevin Pillar	98	Gary Sánchez	19	Trey Mancini	58
Runs Scored		Stolen Bases		AVG (min. 50 PA)		OPS (min. 50 PA)	
Evan Longoria	99	Elvis Andrus	15	J.D. Martinez	.442	MJ Melendez	1.451
Josh Donaldson	65	Cedric Mullins	12	MJ Melendez	.426	J.D. Martinez	1.222
Aaron Judge	64	Bo Bichette	11	Freddie Freeman	.369	Franmil Reyes	1.190
Teoscar Hernández	56	José Ramírez	11	Franmil Reyes	.365	Matt Carpenter	1.163
Andrus/Hicks	54	4 tied	10	Mike Tauchman	.365	Rowdy Tellez	1.161

All-Time Opponent Batting Leaders at Fenway Park

Games Played		Hits		Home Runs		RBI	
Al Kaline	179	Al Kaline	218	Babe Ruth	38	Lou Gehrig	152
Brooks Robinson	170	Ty Cobb	205	Mickey Mantle	38	Babe Ruth	119
Eddie Collins	169	Luke Appling	199	Harmon Killebrew	37	Joe DiMaggio	113
Sam Rice	169	Eddie Collins	196	Al Kaline	30	Goose Goslin	112
Luke Appling	163	Goose Goslin	194	DiMaggio/Rodriguez	29	3 tied	107
Runs Scored		Stolen Bases		AVG (min. 50 PA)		OPS (min. 50 PA)	
Lou Gehrig	140	Rickey Henderson	47	Reggie Jefferson	.450	Reggie Jefferson	1.260
Babe Ruth	129	Ty Cobb	44	Will Clark	.434	Brandon Lowe	1.256
Al Kaline	118	Eddie Collins	38	Tommy Harper	.415	Frank Robinson	1.188
Charlie Gehringer	110	Bert Campaneris	31	Geno Petralli	.414	Johnny Grubb	1.179
Goslin/Mantle	105	Sam Rice	31	Ken Griffey	.411	Dave Kingman	1.161

Active Opponent Batting Leaders at Fenway Park

Games Played		Hits		Home Runs		RBI	
Evan Longoria	87	Evan Longoria	90	Evan Longoria	17	Evan Longoria	57
Kevin Kiermaier	58	Kevin Kiermaier	61	Teoscar Hernández	14	Teoscar Hernández	44
Kevin Pillar	51	Kevin Pillar	58	Josh Donaldson	10	Vladimir Guerrero Jr.	34
Josh Donaldson	48	Manny Machado	57	Guerrero Jr./	9	Manny Machado	32
Elvis Andrus	46	Brantley/Gurriel Jr.	54	Judge/Sanchez		Abreu/Mancini	30
Runs Scored		Stolen Bases		AVG (min. 25 PA)		OPS (min. 25 PA)	
Evan Longoria	47	Cedric Mullins	9	Travis d'Arnaud	.462	Yordan Álvarez	1.500
Teoscar Hernández	36	Elvis Andrus	8	Yordan Álvarez	.455	Dalton Varsho	1.418
Josh Donaldson	34	Bo Bichette	8	J.D. Martínez	.444	Brandon Lowe	1.256
Kevin Kiermaier	30	Gleyber Torres	8	Dalton Varsho	.435	MJ Melendez	1.255
Elvis Andrus	30	Kiermaier/Mateo	7	MJ Melendez	.393	Javier Báez	1.236

Year-by-Year Results vs. American League

YEAR	BAL	CWS	CLE	DET	HOU	KC	LAA	MIL	MIN	NYG	OAK	SEA	TB	TEX	TOR
2023	6-7	2-4	3-3	5-1	2-5	5-2	3-4	-	4-3	9-4	4-2	3-3	2-11	3-3	7-6
2022	10-9	2-4	5-2	5-1	4-2	3-4	4-3	-	3-4	6-13	5-1	6-3	7-12	6-1	3-16
2021	13-6	3-4	4-2	3-3	2-5	5-2	3-3	-	5-2	10-9	3-3	4-3	8-11	3-4	10-9
2020	5-5	-	-	-	-	-	-	-	-	1-9	-	-	3-7	-	5-5
2019	12-7	5-2	3-3	5-2	2-4	5-1	4-3	-	3-3	5-14	4-3	4-3	7-12	4-3	11-8
2018	16-3	3-4	3-4	4-2	3-4	5-1	6-0	-	4-3	10-9	2-4	4-3	11-8	6-1	15-4
2017	9-10	6-1	4-3	3-4	3-4	2-4	2-4	-	5-2	8-11	3-4	3-3	11-8	5-1	13-6
2016	11-8	3-4	4-2	2-5	5-2	2-4	4-3	-	4-3	11-8	5-1	4-3	12-7	3-3	9-10
2015	8-11	3-4	2-4	4-2	2-4	4-3	2-5	-	2-5	8-11	5-1	4-3	9-10	2-5	10-9
2014	8-11	4-3	2-5	1-5	4-3	6-1	2-5	-	4-2	7-12	3-4	1-5	9-10	4-2	7-12
2013	8-11	4-2	6-1	3-4	6-1	2-5	3-3	-	4-3	13-6	3-3	6-1	12-7	2-4	11-8
2012	5-13	6-2	5-3	5-5	-	4-3	0-6	-	4-3	5-13	1-8	5-4	9-9	2-6	7-11
2011	10-8	2-4	4-6	5-1	-	5-3	6-2	-	5-2	12-6	6-2	5-4	6-12	4-6	10-8
2010	9-9	1-6	4-4	3-3	-	4-3	9-1	-	3-2	9-9	4-5	7-3	7-11	4-6	12-6
2009	16-2	4-4	7-2	6-1	-	5-3	4-5	-	4-2	9-9	5-5	2-4	9-9	2-7	11-7
2008	12-6	4-3	5-1	5-2	-	6-1	1-8	-	4-3	9-9	6-4	6-3	8-10	9-1	9-9
2007	12-6	7-1	5-2	3-4	-	3-3	6-4	-	4-3	8-10	4-4	4-5	13-5	6-4	9-9
2006	15-3	4-2	3-4	3-3	-	4-5	3-3	-	1-5	8-11	3-7	4-6	10-9	5-4	7-12
2005	10-8	4-3	4-2	6-4	-	4-2	6-4	-	4-2	9-10	6-4	3-3	13-6	7-2	7-11
2004	9-10	4-2	3-4	6-1	-	4-2	5-4	-	2-4	11-8	8-1	5-4	14-5	4-5	14-5
2003	10-9	5-4	4-2	8-1	-	5-1	6-3	-	2-4	9-10	3-4	5-2	12-7	5-4	10-9
2002	13-6	2-4	5-4	5-4	-	4-2	4-3	-	3-3	9-10	6-3	4-5	16-3	4-3	13-6
2001	10-9	3-3	3-6	4-5	-	3-3	3-4	-	3-3	5-13	4-5	3-6	14-5	5-2	12-7
2000	7-5	7-5	6-6	7-5	-	4-6	4-5	-	8-2	6-7	5-5	5-5	6-6	7-3	4-8
1999	7-5	7-5	8-4	7-5	-	8-2	9-1	-	6-4	8-4	4-6	7-3	4-9	4-5	12-9
1998	6-6	7-5	8-3	5-5	-	8-3	5-6	-	5-6	5-7	9-2	7-4	9-3	6-5	5-7
1997	7-5	3-8	6-5	5-7	-	3-8	5-6	8-3	8-3	4-8	7-4	7-4	-	3-8	6-6
1996	6-7	6-6	1-11	12-1	-	3-9	8-4	7-5	6-6	7-6	8-5	7-6	-	6-6	8-5
1995	9-4	5-3	6-7	8-5	-	3-2	11-3	8-4	5-4	5-8	8-4	7-5	-	3-4	8-5
1994	2-4	2-4	3-7	4-2	-	4-2	7-5	5-5	1-8	3-7	9-3	6-6	-	1-5	7-3
1993	7-6	7-5	5-8	6-7	-	5-7	7-5	5-8	7-5	6-7	9-3	7-5	-	6-6	3-10
1992	5-8	6-6	6-7	4-9	-	7-5	8-4	5-8	3-9	7-6	5-7	6-6	-	4-8	7-6
1991	5-8	7-5	9-4	5-8	-	7-5	4-8	7-6	3-9	6-7	8-4	9-3	-	5-7	9-4
1990	9-4	6-6	9-4	8-5	-	4-8	7-5	5-8	4-8	9-4	8-4	8-4	-	5-7	10-3
1989	7-6	7-5	8-5	11-2	-	4-8	4-8	6-7	6-6	7-6	7-5	5-7	-	6-6	5-8
1988	9-4	7-5	8-5	6-7	-	6-6	8-4	10-3	7-5	9-4	3-9	6-6	-	8-4	2-11
1987	12-1	3-9	7-6	2-11	-	6-6	4-8	6-7	7-5	7-6	4-8	7-5	-	7-5	6-7
1986	9-4	7-5	10-3	7-6	-	6-6	5-7	6-6	10-2	5-8	7-5	8-4	-	8-4	7-6
1985	8-5	4-8-1	8-5	6-6	-	5-7	5-7	5-8	7-5	5-8	8-4	6-6	-	5-7	9-4
1984	7-6	7-5	10-3	7-6	-	3-9	9-3	9-4	6-6	7-6	7-5	4-8	-	5-7	5-8
1983	5-8	6-6	7-6	4-9	-	5-7	6-6	4-9	5-7	7-6	8-4	7-5	-	7-5	7-6
1982	9-4	4-8	6-7	8-5	-	6-6	7-5	4-9	6-6	7-6	8-4	7-5	-	10-2	7-6
1981	2-2	5-4	7-6	6-1	-	3-3	2-4	6-7	2-5	3-3	7-5	9-3	-	3-6	4-0
1980	5-8	6-4	7-6	8-5	-	5-7	9-3	6-7	6-6	3-10	9-3	7-5	-	5-7	7-6
1979	5-8	5-6	6-7	8-5	-	8-4	5-7	8-4	9-3	5-8	9-3	8-4	-	6-6	9-4
1978	8-7	7-3	7-8	12-3	-	4-6	9-2	10-5	9-2	7-9	5-5	7-3	-	3-7	11-4
1977	8-6	3-7	8-7	9-6	-	5-5	7-3	9-6	4-6	8-7	8-3	10-1	-	6-4	12-3
1976	11-7	6-6	9-9	14-4	-	3-9	7-5	12-6	7-5	7-11	4-8	-	-	3-9	-
1975	9-9	8-4	7-11	13-5	-	7-5	6-6	10-8	10-2	11-5	6-6	-	-	8-4	-
1974	8-10	8-4	9-9	11-7	-	4-8	4-8	10-8	6-6	11-7	8-4	-	-	5-7	-
1973	11-7	6-6	9-9	3-15	-	8-4	7-5	12-6	6-6	14-4	4-8	-	-	9-3	-
1972	11-7	6-6	8-7	5-9	-	6-6	8-4	11-7	4-8	9-9	9-3	-	-	8-4	-
1971	9-9	10-2	11-7	12-6	-	1-11	6-6	6-6	8-4	7-11	3-9	-	-	-	-
1970	5-13	8-4	12-6	9-9	-	7-5	5-7	5-7	7-5	10-8	7-5	-	-	-	-
1969	8-10	5-7	12-6	10-8	-	10-2	8-4	-	7-5	11-7	4-8	-	-	-	-
1968	9-9	14-4	10-8	6-12	-	-	9-9	-	9-9	10-8	8-10	-	-	-	-
1967	8-10	8-10	13-5	11-7	-	-	10-8	-	7-11	12-6	-	-	-	-	-
1966	6-12	11-7	7-11	8-10	-	-	9-9	-	6-12	8-10	-	-	-	-	-
1965	7-11	4-14	8-10	6-12	-	-	5-13	-	1-17	9-9	-	-	-	-	-
1964	7-11	4-14	9-9	5-13	-	-	9-9	-	5-13	9-9	-	-	-	-	-
1963	11-7	8-10	10-8	9-9	-	-	9-8	-	7-11	6-12	-	-	-	-	-
1962	10-8	8-10	7-11	11-6	-	-	6-12	-	10-8	6-12	-	-	-	-	-
1961	7-11	9-9	5-13	8-10	-	-	11-7-1	-	11-7	5-13	-	-	-	-	-
1960	6-16	5-17	9-13	14-8	-	-	-	-	-	7-15	-	-	-	-	-
1959	14-8	8-14	8-14	11-11	-	-	-	-	-	13-9	-	-	-	-	-
1958	12-10	10-12	12-10	10-12	-	-	-	-	-	9-13-1	-	-	-	-	-
1957	14-8	8-14	12-10	10-12	-	-	-	-	-	8-14	-	-	-	-	-
1956	16-6	14-8	13-9-1	12-10	-	-	-	-	-	8-14	-	-	-	-	-
1955	14-8	9-13	11-11	13-9	-	-	-	-	-	8-14	-	-	-	-	-
1954	11-11	5-17	2-20-2	14-8	-	-	-	-	-	9-13	-	-	-	-	-
1953	-	6-16	13-9	13-9	-	-	-	-	-	10-11	-	-	-	-	-
1952	-	12-10	9-13	16-6	-	-	-	-	-	8-14	-	-	-	-	-
1951	-	11-11	8-14	12-10	-	-	-	-	-	11-11	-	-	-	-	-
1950	-	15-7	10-12	10-12	-	-	-	-	-	9-13	-	-	-	-	-

2024 Opponents

Year-by-Year Results vs. American League, Continued

YEAR	BAL	CWS	CLE	DET	HOU	KC	LAA	MIL	MIN	NY Yankees	OAK	SEA	TB	TEX	TOR
1949	-	17-5	8-14	15-7-1	-	-	-	-	-	9-13	-	-	-	-	-
1948	-	14-8	11-12	15-7	-	-	-	-	-	14-8	-	-	-	-	-
1947	-	16-6-1	9-13	12-10-1	-	-	-	-	-	9-13	-	-	-	-	-
1946	-	13-9	15-7	15-7-1	-	-	-	-	-	14-8	-	-	-	-	-
1945	-	9-13	11-11	12-10-1	-	-	-	-	-	6-16	-	-	-	-	-
1944	-	17-5	8-14	10-12-2	-	-	-	-	-	11-11	-	-	-	-	-
1943	-	8-14	12-10	11-11-1	-	-	-	-	-	5-17-1	-	-	-	-	-
1942	-	13-8	14-8	15-7	-	-	-	-	-	12-10	-	-	-	-	-
1941	-	16-6	9-13	11-11	-	-	-	-	-	9-13-1	-	-	-	-	-
1940	-	11-11	8-14	11-11	-	-	-	-	-	9-13	-	-	-	-	-
1939	-	8-14	11-11	10-12	-	-	-	-	-	11-8-1	-	-	-	-	-
1938	-	12-6	12-10	10-12	-	-	-	-	-	11-11-1	-	-	-	-	-
1937	-	10-12	11-11	12-10-1	-	-	-	-	-	7-15	-	-	-	-	-
1936	-	12-10	9-13	13-9	-	-	-	-	-	7-15-1	-	-	-	-	-
1935	-	13-9	9-13	9-13	-	-	-	-	-	9-12	-	-	-	-	-
1934	-	11-10	9-13	8-14	-	-	-	-	-	10-12	-	-	-	-	-
1933	-	11-7	9-13-1	11-11	-	-	-	-	-	8-14	-	-	-	-	-
1932	-	12-10	7-15	6-16	-	-	-	-	-	5-17	-	-	-	-	-
1931	-	12-10-1	6-16	12-10	-	-	-	-	-	6-16	-	-	-	-	-
1930	-	13-9	7-15	8-14	-	-	-	-	-	6-16	-	-	-	-	-
1929	-	11-11	9-13	8-14	-	-	-	-	-	5-17	-	-	-	-	-
1928	-	10-12	9-13	7-15	-	-	-	-	-	6-16	-	-	-	-	-
1927	-	11-11	15-7	5-17	-	-	-	-	-	4-18	-	-	-	-	-
1926	-	6-16	6-16	7-15	-	-	-	-	-	5-17	-	-	-	-	-
1925	-	9-13	7-15	5-17	-	-	-	-	-	9-13	-	-	-	-	-
1924	-	10-12	14-8	6-16	-	-	-	-	-	5-17-1	-	-	-	-	-
1923	-	9-13	10-12	10-12-1	-	-	-	-	-	8-14	-	-	-	-	-
1922	-	10-12	6-16	5-17	-	-	-	-	-	13-9	-	-	-	-	-
1921	-	15-7	8-14	15-7	-	-	-	-	-	7-15	-	-	-	-	-
1920	-	12-10	6-16	13-9	-	-	-	-	-	9-13	-	-	-	-	-
1919	-	9-11	4-15	9-11	-	-	-	-	-	10-9	-	-	-	-	-
1918	-	12-7	10-10	13-5	-	-	-	-	-	6-11	-	-	-	-	-
1917	-	10-12-1	10-12	9-12	-	-	-	-	-	13-9-1	-	-	-	-	-
1916	-	14-8	15-7	14-8	-	-	-	-	-	11-11	-	-	-	-	-
1915	-	12-10	16-4	14-8	-	-	-	-	-	10-12	-	-	-	-	-
1914	-	13-9	16-6	15-7-1	-	-	-	-	-	11-11	-	-	-	-	-
1913	-	10-11	8-13	13-9	-	-	-	-	-	14-6-1	-	-	-	-	-
1912	-	16-6-1	11-11-11	5-6	-	-	-	-	-	19-2	-	-	-	-	-
1911	-	11-11	11-11	10-12	-	-	-	-	-	12-10	-	-	-	-	-
1910	-	10-12	14-8-3	12-10	-	-	-	-	-	9-13-1	-	-	-	-	-
1909	-	13-9-1	14-8	9-13	-	-	-	-	-	13-9	-	-	-	-	-
1908	-	6-16-1	10-12	11-11	-	-	-	-	-	12-10	-	-	-	-	-
1907	-	10-11-3	8-13	6-16	-	-	-	-	-	8-12-1	-	-	-	-	-
1906	-	4-18	8-14	10-12	-	-	-	-	-	5-17-1	-	-	-	-	-
1905	-	6-16-1	14-8	10-12	-	-	-	-	-	13-8	-	-	-	-	-
1904	-	13-9	9-13	16-6	-	-	-	-	-	12-10-2	-	-	-	-	-
1903	-	14-6	12-8	10-9-1	-	-	-	-	-	13-7	-	-	-	-	-
1902	-	12-8	6-14	11-7-1	-	-	-	-	-	-	-	-	-	-	-
1901	-	12-8	12-6	9-11-1	-	-	-	-	-	-	-	-	-	-	-

2024 Opponents

ALL-TIME RECORDS VS. CURRENT A.L. TEAMS

Club	W-L-T	Club	W-L-T	Club	W-L-T
BAL	625-526	KC	258-245	SEA	259-190
CWS	997-957-11	LAA	360-319-1	TB	241-212
CLE	999-1053-8	MIN	328-323	TEX	257-238
DET	1058-982-13	NY Yankees	1022-1238-14	TOR	389-326
HOU	40-36	OAK	312-253		

Year-by-Year Results in Interleague Play

YEAR	ARI	ATL	CHC	CIN	COL	HOU	LAD	MIA	MIL	NYM	PHI	PIT	SDP	SFG	STL	WSH	Total
2023	2-1	3-1	2-1	1-2	1-2	-	1-2	0-3	2-1	2-1	2-1	0-3	2-1	1-2	0-3	1-2	20-26
2022	-	1-3	1-2	2-2	-	-	-	-	1-2	-	-	2-1	-	-	2-1	-	9-11
2021	-	3-1	-	-	-	-	-	3-0	-	4-0	3-3	-	-	-	-	3-0	16-4
2020	-	2-4	-	-	-	-	-	2-1	-	2-2	2-2	-	-	-	-	2-1	10-10
2019	1-2	-	-	-	3-1	-	1-2	-	-	2-2	-	2-1	1-2	-	-	-	10-10
2018	-	5-1	-	-	-	-	-	4-0	-	2-1	2-2	-	-	-	-	3-0	16-4
2017	-	-	2-1	3-0	-	-	-	-	1-2	-	3-1	3-0	-	-	4-0	-	16-4
2016	3-0	3-1	-	-	2-1	-	1-2	-	-	-	-	-	2-1	3-1	-	-	14-6
2015	-	2-2	-	-	-	-	-	2-2	-	2-1	5-1	-	-	-	-	2-1	13-7
2014	-	4-0	0-3	4-0	-	-	-	-	0-3	-	-	0-3	-	-	-	1-2	9-11
2013	2-1	-	-	-	3-1	-	2-1	-	-	-	2-2	-	3-0	2-1	-	-	14-6
2012	-	2-1	2-1	-	-	-	-	5-1	-	2-1	-	2-1	-	-	-	0-3	11-7
2011	-	-	2-1	-	-	3-0	-	-	2-1	-	1-2	1-2	1-2	-	-	-	10-8
2010	3-0	-	-	-	1-2	-	3-0	-	-	-	4-2	-	-	2-1	-	-	13-5
2009	-	4-2	-	-	-	-	-	2-1	-	1-2	2-1	-	-	-	-	2-1	11-7
2008	2-1	-	-	2-1	-	1-2	-	-	3-0	-	2-1	-	-	-	-	1-2	11-7
2007	2-1	4-2	-	-	1-2	-	-	-	-	-	-	2-1	3-0	-	-	-	12-6
2006	-	3-0	-	-	-	-	-	2-1	-	3-0	5-1	-	-	-	-	3-0	16-2
2005	-	2-1	1-2	3-0	-	-	-	-	-	-	3-0	2-1	-	-	-	1-2	12-6
2004	-	1-2	-	-	1-2	-	2-1	-	-	-	2-1	-	2-1	1-2	-	-	9-9
2003	-	-	-	-	-	3-0	-	2-1	2-1	-	1-2	2-1	-	-	-	1-2	11-7
2002	0-3	1-5	-	-	2-1	-	0-3	-	-	-	-	-	2-1	-	-	-	5-13
2001	-	3-3	-	-	-	-	-	2-1	-	1-2	2-1	-	-	-	-	2-1	10-8
2000	-	2-4	-	-	-	-	-	2-1	-	2-1	0-3	-	-	-	-	3-0	9-9
1999	-	2-4	-	-	-	-	-	2-1	-	1-2	1-2	-	-	-	-	0-3	6-12
1998	-	2-1	-	-	-	-	-	2-1	-	1-2	1-3	-	-	-	-	3-0	9-7
1997	-	0-3	-	-	-	-	-	1-2	-	2-1	3-0	-	-	-	-	0-3	6-9

ALL-TIME RECORDS IN INTERLEAGUE PLAY (308-221 OVERALL)

Club	W-L	Club	W-L	Club	W-L
ARI	15-9	LAD	10-11	PIT	10-11
ATL	49-41	MIA	31-16	SD	16-8
CHC	10-11	MIL	13-11	SF	13-9
CIN	15-5	NYM	23-15	STL	10-12
COL	14-12	PHI	50-34	WSH	24-15



History & Records



The History of the Red Sox

9 WORLD SERIES TITLES: 1903, 1912, 1915, 1916, 1918, 2004, 2007, 2013, 2018

14 AL PENNANTS: 1903, 1904, 1912, 1915, 1916, 1918, 1946, 1967, 1975, 1986, 2004, 2007, 2013, 2018

10 AL EAST TITLES: 1975, 1986, 1988, 1990, 1995, 2007, 2013, 2016, 2017, 2018

8 AL WILD CARD BERTHS: 1998, 1999, 2003, 2004, 2005, 2008, 2009, 2021


Boston is one of only four remaining charter members of the American League, which was formed in 1901. The Red Sox franchise won five of Major League Baseball's 15 World Series championships from 1903-1918 and has seen similar success under the current ownership group, adding four titles in a 15-year span from 2004-2018. Along the way, Boston has been at the center of some of the game's greatest moments and served as a home to some of its most accomplished players. Playing their home games at "America's Most Beloved Ballpark," the Red Sox have called Fenway Park home since 1912, making it baseball's oldest venue and one of the most famous landmarks in all of sports. Thirty-eight former Red Sox have been enshrined in the National Baseball Hall of Fame for their playing careers, from legends like Cy Young and Babe Ruth, to Ted Williams, the greatest hitter who ever lived. In one of the franchise's signature moments, the Red Sox rallied for the biggest comeback in baseball history in 2004, defeating the New York Yankees in the ALCS after trailing in the series, three games to none. In 2013, the Red Sox demonstrated how important a role they can play in their community, using yet another World Series championship to help a city heal after the tragic events of the Boston Marathon bombing. Boston claimed three consecutive AL East titles from 2016-2018 and capped off the 2018 season—which featured a franchise-record 108 regular-season victories—with the ninth World Series championship in the club's history.

How They Became the "Red Sox"

The Boston American League Base Ball Club was officially known as the Americans, but also known by the media as the Somersets—after owner Charles Somers—as well as the Plymouth Rocks, Speed Boys, Puritans, and Pilgrims. These various names were applied until December 18, 1907, when the current name "Red Sox" was adopted. The origin of this name is traced to the Boston Red Stockings of the powerful National League in the 1870s and 1880s. In 1907, the Red Stockings (who later became the Braves) abandoned the red hosiery they customarily wore, as Manager Fred Tenney believed that the red dye in the socks could possibly cause infection in spike wounds. Red Sox Owner John I. Taylor stated, "From now on we'll wear red stockings, and I'm grabbing that name Red Sox!"

The Early Years (1901-1938)

The Boston Americans didn't need long to cement their status as a serious contender. In **1903**, the team finished in first place with a 91-47 record and earned a berth in Major League Baseball's first ever World Series against the Pittsburg Pirates of the more established National League. Boston won the best-of-nine series, five games to three, in only its third year of existence, causing such an embarrassment that the National League refused to participate in the World Series the following year when the Americans repeated as AL champions. During that **1904** season, Boston went 95-59 and saw **Cy Young** pitch the first perfect game of the modern era on May 5. In the latter half of the decade, Young continued to dominate, throwing a no-hitter in New York in **1908** on the way to his 511 career wins, still the most in MLB history.



Cy Young pitched the first perfect game of the modern era in 1904.

When **Fenway Park** opened in **1912**—replacing Huntington Avenue Grounds as the Red Sox' home ballpark—a decade of dynasty began. The new park, named after its location in the Fenway area of Boston, opened April 20, 1912, with the Red Sox taking a 7-6, 11-inning decision from the New York Highlanders (Yankees). With a 105-47 record that season, the Sox headed for the World Series and defeated the Giants, four games to three with one tie. The Red Sox picked up a young left-handed pitcher in **1914** by the name of **George Herman "Babe" Ruth**, who would figure prominently in the team's World Series dynasty of the next several years. The Sox went to the World Series three more times in the decade, winning in **1915**, **1916**, and **1918**. Ruth was the hero in 1916, with a 23-12

regular-season record and a 1.75 ERA. In Game 2 of the World Series that year, Ruth pitched a 14-inning, complete-game, 2-1 win against Brooklyn. In 1918, Ruth extended his streak to 29.2 consecutive scoreless World Series innings, a record that stood until 1961, and also tied for the league lead with 11 home runs.


The History of the Red Sox, Continued

After Sox owner **Harry Frazee** sold Ruth and most of his best players to the Yankees, the “Roaring Twenties” were anything but for the Red Sox. To add to difficulties on the field, Fenway Park itself suffered a setback. On May 8, **1926**, fire roared through the ballpark, destroying much of the left-field bleacher sections. Then-owner **Bob Quinn** could not afford to rebuild the sections, and the difficult decade for the Sox continued. When 30-year-old millionaire **Tom Yawkey** bought the club in **1933**, his first order of business was to rebuild the fire-scarred stadium. Ironically, on January 5, **1934**, during construction of the new Fenway Park, another fire raged through and destroyed much of the progress. The Red Sox fielded far better teams in the 1930s than they had in the decade prior, and also saw attendance figures increase, especially after Fenway was refurbished. On August 12, 1934, 46,766 fans attended Ruth’s farewell game at Fenway, spilling out onto the field.

The Ted Williams Era (1939-1960)

1939 brought forth a new era in Red Sox baseball, when **Ted Williams** began his legendary career at only 20 years old. That season, the Red Sox had five future Hall of Famers on the roster in Williams, **Joe Cronin**, **Jimmie Foxx**, **Lefty Grove**, and **Bobby Doerr**. The early 1940s featured several individual milestones, highlighted by Williams batting .406 in **1941** and winning the Triple Crown in **1942**, as well as Grove earning his 300th victory. After winning only 71 games in **1945**, the Sox claimed the **1946** pennant by a comfortable 12-game margin with 104 wins before falling to the St. Louis Cardinals in seven games in the World Series. Fenway also played host to the 1946 All-Star Game, in which Williams went 4-for-4 with two home runs. Coming off the AL pennant year, Williams won a second Triple Crown in **1947**. Lights were also installed that season to start the era of night baseball at Fenway. Despite collecting 96 wins in **1948** and **1949**, the Sox finished both seasons one game out of first place.

By the end of the 1940s, Williams had established himself as one of the greatest players in baseball. He had played eight Major League seasons through 1949—missing the 1943-45 seasons to serve in **World War II**—and in that time he earned two MVP awards, two Triple Crowns, four RBI titles, four home run titles, and four batting titles. Along with Williams and Doerr—one of the game’s greatest second basemen—the Red Sox’ impressive core featured standout center fielder **Dom DiMaggio** and shortstop **Johnny Pesky**, with the four players forming a special bond that would one day be the inspiration for a statue outside of Fenway Park titled, “Teammates.” Doerr and Williams would end up in the National Baseball Hall of Fame, while DiMaggio was a seven-time All-Star and Pesky spent 61 seasons in the Red Sox organization in various capacities.



Ted Williams began his Hall of Fame career with the Red Sox in 1939.

The 1950s brought more offensive prowess for the Sox, with the **1950** club featuring perhaps the best-hitting Red Sox team ever. Boston hit .302 as a team and scored 1,027 runs—both franchise records that still stand today—as **Billy Goodman** won the batting championship (.354) and helped the team post a 94-60 record, the club’s best mark of the decade. For the second time in his career, Williams put off baseball for military service, this time in the Korean War in **1952** and **1953**. Upon his return, Williams continued his usual impressive hitting with a tremendous league-leading .388 batting average and 38 home runs in **1957**, followed by a second straight batting title with a .328 average at the age of 40 in **1958**. Meanwhile, **Jackie Jensen** won the RBI title in 1955 (tied), 1958, and 1959, and was named American League MVP in 1958. On July 21, **1959**, infielder **Pumpsie Green** made his debut as the first Red Sox African-American Major Leaguer, a day that was recognized as a “Memorable Red Sox Moment” during the club’s 2018 Hall of Fame induction ceremonies.

The end of the 1950s also brought the end of the Williams era in Red Sox history. “Teddy Ballgame” hit his 521st and final home run into the Red Sox bullpen in his final Major League at-bat on September 28, **1960**. The spot he vacated in left field was filled in **1961** by rookie **Carl Yastrzemski**, who would later match some of Williams’ feats as part of an illustrious 23-year career, all spent with the Red Sox en route to being enshrined in the National Baseball Hall of Fame.

The History of the Red Sox, Continued

The Birth of Red Sox Nation (1961-2001)

The early years of the post-Williams era featured several noteworthy accomplishments, including no-hitters by **Earl Wilson** and **Bill Monbouquette** in **1962**, as well as Yastrzemski's first batting title in **1963**. **Dave Morehead** added another no-hitter in **1965**, but that season the Sox had their worst record of the decade, losing 100 games. After finishing in ninth place in **1966** with 90 losses, the Red Sox overcame 100-to-1 odds to win the "**Impossible Dream**" pennant in **1967** with a 92-70 record. Though they did not win the World Series, that season lives on as one of the greatest in Red Sox history, beginning a stretch of 16 consecutive winning seasons (1967-82), which is still a club record. During that magical 1967 season, **Jim Lonborg** won 22 games and the Cy Young Award, while Yastrzemski won the Triple Crown and was named MVP of the American League.

While Yastrzemski and Massachusetts native **Tony Conigliaro** helped carry the Red Sox into the 1970s, a young catcher and New England native by the name of **Carlton Fisk** made his mark by unanimously winning the **1972** Rookie of the Year Award. Pitcher **Luis Tiant** thrilled Sox fans and took home the ERA title that season. Two other famous rookies, **Jim Rice** and **Fred Lynn**, were added to the mix in **1975**, contributing to another AL championship season. Lynn won both MVP and Rookie of the Year honors, the first player ever to do so in the same year, while Rice hit 22 home runs to Lynn's 21. In Game 6 of the 1975 World Series, **Bernie Carbo's** two-out, three-run home run against the Reds in the 8th inning tied the game at 6-6. Fisk then left his mark on baseball history when he hit a 12th-inning pitch off the left-field foul pole for a dramatic finish for the Red Sox, in what many consider to be the greatest World Series game ever. Once again, however, the Sox came up short, and were defeated by Cincinnati in seven games.



Yaz was inducted into the National Baseball Hall of Fame in 1989.

The Sox continued to be successful through the end of the 1970s, winning 97 games in **1977**, 99 in **1978**, and 91 in **1979**. Rice won the home run title in 1977 and took home MVP honors in 1978, Lynn won the 1979 batting championship, and Yastrzemski recorded his 3,000th hit on September 12, 1979. **Dwight Evans** did his part, not only with his bat, but also in right field, picking up three Gold Glove Awards in the last four seasons of the decade.

The Red Sox' next great run came in **1986**, a season that got off to an auspicious start when Evans homered in Detroit on the first pitch of the Major League season. **Roger Clemens**, who won the Cy Young and MVP Awards, dominated AL batters in 1986, winning 24 games—including his first 14 decisions—with a 2.48 ERA. He also broke a Major League record, striking out 20 batters in a 3-1 win over Seattle on April 29. **Wade Boggs** led the offense, winning his third of five batting titles in the decade. Under manager **John McNamara's** leadership, the team won 95 games and came back from a three-games-

to-one deficit in the ALCS to earn a World Series matchup with the Mets, which the Sox lost in seven games. The Red Sox returned to their winning ways in **1988** with **Joe Morgan's** miracle team. After Morgan took over from McNamara in July, the Sox won 12 straight and 19 of 20 games, to come from nine games behind and move into first place in the AL East. "Morgan's Magic" became the team's slogan, but the Red Sox were overpowered by Oakland in the ALCS.

The Sox started the next decade off on the right foot by winning the AL East in **1990**. They fared well after the new division setup was established in **1995**, reaching postseason play three times in the final five years of the decade. In 1995, the Red Sox and the Cleveland Indians started a Division Series rivalry that would last throughout the decade. Behind the powerful hitting of **Mo Vaughn**—who led the AL in home runs and earned the MVP Award—and the stable pitching of Clemens and knuckleballer **Tim Wakefield**, the Sox won the East Division title and faced the Indians in the 1995 ALDS. In **1996**, Clemens struck out 20 batters in a game for the second time in his career, tying his own Major League record. In **1997**, shortstop **Nomar Garciaparra** made his way to Fenway and picked up the Rookie of the Year Award while leading the league with 209 hits.

The History of the Red Sox, Continued

The **1998** campaign began a string of 14 consecutive winning seasons for the Red Sox (1998-2011), as Boston earned back-to-back postseason appearances in 1998 and 1999. The Sox' winning ways of 1998 coincided with the arrival of **Pedro Martinez**, who won the 1997 Cy Young Award as a member of the Montreal Expos before being traded to the Red Sox that offseason. After winning 19 games and posting a 2.89 ERA in 1998, Martinez won another Cy Young Award in **1999** and finished second in MVP voting, going 23-4 with a 2.07 ERA. The Sox also hosted the final All-Star Game of the century in 1999, with Martinez retiring all six batters faced—five on strikeouts—en route to MVP honors. Martinez repeated as Cy Young Award winner in **2000**, the same year Garciaparra won his second consecutive AL batting title (.372). On December 13, 2000, the Red Sox signed outfielder **Manny Ramirez**, a move that would help make Boston one of the best offensive teams of the 2000s. On April 4, **2001**, **Hideo Nomo** won his Red Sox debut by throwing the club's first no-hitter since 1965, but the Sox would win only 82 games that season, the final year of Jean R. Yawkey Trust ownership era.

A New Era (2002-Present)

Prior to the **2002** season, a new ownership group led by **John Henry**, **Tom Werner**, and **Larry Lucchino** took control of the Red Sox and instilled unprecedented success and change to the organization. Following a 93-69 season that featured yet another no-hitter—thrown by **Derek Lowe**—**Theo Epstein** was named GM on November 25, 2002, making him the youngest in MLB history at 28 years and 10 months old. Epstein made offseason moves to help the team become an offensive powerhouse that set several records. The additions of **David Ortiz**, **Kevin Millar**, **Bill Mueller**, and **Todd Walker** solidified a batting order that produced 961 runs, 2nd-most in club history, and hit 238 home runs, then a single-season franchise record. The **2003** Red Sox had an exciting 95-67 regular season, their most wins since 1995, and came back from a 2-0 deficit in the ALDS to win three straight vs. Oakland and advance to the ALCS against the Yankees. A dramatic seven-game series wasn't resolved until Aaron Boone's 11th-inning home run stopped the Red Sox.

In his first year as manager, **Terry Francona** led the **2004** Red Sox to a 98-64 record and a Wild Card berth. The Sox swept the Anaheim Angels in the ALDS, as Ortiz's dramatic home run in the 10th inning of Game 3 ensured a rematch with the Yankees for the AL pennant. After dropping the first three games to New York, the Red Sox rallied behind the bat of Ortiz, the baserunning of **Dave Roberts**, timely hitting by Mueller, an airtight bullpen, and the gritty performance of **Curt Schilling** to win the final four games of the series, completing the greatest comeback in Major League history. The Red Sox then swept the Cardinals to win the World Series for the sixth time, the first since 1918. Martinez and Schilling became the first Red Sox teammates ever to strike out 200 batters in the same season, while Ramirez and Ortiz became the first AL teammates to bat .300, hit 30 HR, and drive in 100 runs since 1931. The Red Sox sold out their entire 81-game home schedule for the first time in franchise history.



The Red Sox stormed the field in 2004 to celebrate the club's 1st World Series title since 1918.

The Sox followed with a 95-67 record in **2005**, while the **2006** season was highlighted by Ortiz setting a single-season club record with 54 home runs. In **2007**, the Red Sox clinched their first AL East title since 1995, going 96-66. After sweeping the Angels 3-0 in the ALDS, Boston went down three games to one in the ALCS vs. Cleveland. The Sox completed another comeback to clinch their 12th AL pennant, then swept the Rockies to win their second World Series title in four years and seventh overall. The Sox joined the Yankees as the only teams in AL history to sweep in successive World Series appearances. Boston led the AL East for the final 166 days of 2007 beginning April 18, the longest consecutive stretch in club history.

The **2008** Red Sox began their World Series title defense on March 25, 2008 in Tokyo, Japan vs. the A's. The club finished with a 95-67 record to clinch their sixth AL Wild Card berth. After defeating the Los Angeles Angels three games to one in the ALDS, Boston lost the ALCS to the Rays in seven games. **Dustin Pedroia**, who earned Rookie of the Year honors in 2007, was named the AL's MVP in 2008. In **2009**, for the 10th straight year, the Red Sox set a new club record for home attendance, an accomplishment unprecedented in MLB. Boston won 95 games that year, followed by 89 wins in **2010** and 90 in **2011**.

The History of the Red Sox, Continued

After losing 93 games in **2012**—a season that marked the 100th anniversary of Fenway Park—the **2013** Red Sox had a storybook year, going from last place to first place in the East, winning the AL pennant, and capturing their third World Series title in 10 years (eighth overall). New manager **John Farrell**, the club's pitching coach from 2007-10, became the fourth manager to lead the Red Sox to a World Series title in his first year. At 97-65, the Sox were in first place an AL-high 158 days after failing to spend one day in first in 2012. The **all-time home sellout streak in American sports history** ended on April 10, the second game of the season. The streak began on May 15, 2003 and reached 794 games, plus 26 more in postseason play. Following the tragic events of the Boston Marathon bombing on April 15, Ortiz ignited a rallying cry for the city during a pre-game speech on April 20, the club's first home game since the marathon. Standing on the pitcher's mound, Ortiz declared, "This is our [expletive] city" and urged fans to "stay strong." Following a comeback win over the Royals that day, "**Boston Strong**" became the team's—and the city's—mantra. It all culminated in October with wins over Tampa Bay in the ALDS (3-1), Detroit in the ALCS (4-2), and St. Louis in the World Series (4-2). It was the first time the Red Sox clinched a World Series title at home since 1918. Ortiz went 11-for-16 (.688) with two home runs and eight walks in the Fall Classic en route to World Series MVP honors, with his game-tying grand slam in Game 2 of the ALCS saving the Sox' season as one of the most clutch hits in the franchise's history.

The **2014** and **2015** seasons were highlighted by the emergence of several young players, including **Mookie Betts**, **Xander Bogaerts**, and **Jackie Bradley Jr.** On August 18, 2015, **Dave Dombrowski** was hired as President of Baseball Operations, a newly created position in the organization. In his first full season, Dombrowski helped the Red Sox return to the top of the division, as they won 15 more games in **2016** (93) than they did in 2015 (78) en route to the AL East title. With Ortiz leading the way during his farewell tour season, Boston led the majors in runs scored with 878, while **Rick Porcello** won the AL Cy Young Award. The Ortiz era came to a close on October 10 when, after Boston's 4-3 loss to Cleveland in Game 3 of the ALDS, the largest postseason crowd in Fenway Park history (39,530) stayed long after the final out to give Big Papi a proper sendoff. The Red Sox won 93 games and were crowned champions of the AL East once again in **2017**, but they were eliminated by the eventual AL champion for the second time in as many years, this time suffering a three-games-to-one loss to the Houston Astros. **Chris Sale** finished second in AL Cy Young Award voting in his Red Sox debut, as he led the majors with 308 strikeouts in a season that was constantly compared to Martinez's magical 1999 run. The Sox tied a franchise record with 15 extra-inning wins against only three losses thanks to an outstanding bullpen led by **Craig Kimbrel**, who earned the Mariano Rivera American League Reliever of the Year Award.



The Red Sox are the only franchise to win 4 World Series titles in the 21st century.

Alex Cora was hired on October 22, 2017, as the 47th manager in Red Sox history, becoming only the second Puerto Rico native to manage a Major League team. In **2018** he helped the Red Sox win 17 of its first 19 games en route to a 108-54 record, the club's third consecutive AL East title, and the franchise's fourth World Series championship in 15 years. The Sox' 108 wins bested the club's previous record of 105, which had been set in 1912. Among many individual accolades, Betts was named the AL's Most Valuable Player. In his first season with Boston, **J.D. Martinez** hit .330 with 43 home runs and 130 RBI, as he earned the AL's Hank Aaron Award as the league's top offensive performer. The Red Sox saw their run of AL East titles come to a halt in **2019**, a year in which they joined the Yankees in the two-game **London Series** from June 29-30, MLB's first games ever played in

Europe. Boston set the franchise's single-season home run record (245) in 2019, while Martinez, Bogaerts, and **Rafael Devers** became the first Sox trio ever to hit at least .300 with 30 or more home runs in the same season. In **2020**, Sale and **Eduardo Rodriguez** missed the entire season on the injured list as the Sox finished 24-36 in a season shortened due to the coronavirus pandemic. The Club returned to the Postseason in **2021**, finishing 92-70 before defeating the Yankees in the AL Wild Card Game, 6-2, in front of an electric Fenway Park. The Red Sox went on to upset the division-winning Rays in the ALDS, 3 games to 1, treating their fans to walk-off victories in Games 3 and 4. The team's magical run ended at the hands of the Astros in the ALCS, as Boston fell just 2 wins shy of reaching the World Series. In **2022**, the Red Sox finished below .500 (78-84) in a full season for the first time since 2015, as they went 52-34 (.605) outside of the AL East but struggled in divisional play (26-50, .342). On January 11, **2023**, the Red Sox signed Devers to a 10-year contract extension spanning the 2024-33 seasons, marking the longest contract in franchise history. Boston finished 78-84 yet again in 2023, reaching a season-high nine games above .500 at 56-47 before going 22-37 from July 29 through the end of the season.

Ownership History

1901-02: Charles W. Somers of Ohio was one of the founders and financiers of the new American League who also owned the Cleveland team and made his fortune in the lumber and coal business.

1903-04: Henry J. Killilea was a Milwaukee lawyer and expert on baseball law who played an important role in the negotiations that ended the National League-American League war in early 1903.

1904-11: John I. Taylor was an avid sportsman and son of the owner, publisher and editor of *The Boston Globe*. He changed the team's nickname to "Red Sox" in 1907 and oversaw the land acquisition and construction of Fenway Park, which opened in 1912.

1912-13: James R. McAleer was a National League outfielder during the 1890s who came out of retirement to help form the new American League's St. Louis franchise in 1901 as a player-manager. In December 1911, he bought 50 percent of the Red Sox from Taylor and was named club president.

1914-16: Joseph J. Lannin was a Canadian-born hotel and real estate tycoon in New York and Boston. He was a zealous baseball fan with a minority share in the National League Boston Braves before he purchased McAleer's 50 percent controlling interest in the Red Sox in early 1914.

1917-23: Harry H. Frazee was a long-time flamboyant baseball fan who was born in Peoria, IL. He became successful in real estate management and stock brokerage and as a Broadway theatrical producer. He purchased the Red Sox in late 1916 from Lannin in a deal that included Fenway Park.

1923-33: J.A. Robert Quinn was a career baseball executive who was business manager of the St. Louis Browns prior to putting together a syndicate that purchased the Red Sox from Frazee on August 1, 1923. He was appointed team president and presiding owner.

1933: Thomas A. Yawkey was a New York entrepreneur who bought the team on February 25, 4 days after his 30th birthday, and placed the club in a Trust.

7/9/1976: Tom Yawkey died, leaving his widow, Jean, as the primary beneficiary.

1978: The Yawkey Estate sold the team to a partnership including Jean R. Yawkey, Edward G. (Buddy) LeRoux, Jr. and Haywood C. Sullivan. The sale was approved by the American League on May 23.

1981: Jean R. Yawkey moved to Boston, established the Jean R. Yawkey Trust, and transferred team ownership interests to it. She appointed John L. Harrington as co-Trustee.

1987: The Jean R. Yawkey Trust bought out Edward G. (Buddy) LeRoux, Jr., giving it 2 out of 3 General Partner votes.

1992: Jean R. Yawkey died in February and the Jean R. Yawkey Trust continued with John Harrington as Trustee with sole authority over Red Sox matters.

1993: The Jean R. Yawkey Trust bought out Haywood C. Sullivan's 1 General Partnership unit, giving it all 3 General Partnership units of the Red Sox, along with the three Red Sox limited partnership units previously acquired (53.49%).

2002: The Jean R. Yawkey Trust sold the club to a group led by John W. Henry, Tom Werner and Larry Lucchino on December 20, 2001. The sale was approved by Major League Baseball on January 16 and closed on February 27.



Managerial History

	*G	W	L	T	PCT.	YEARS
Baker, Del	7	2	5		.286	1960
Barrow, Ed	418	213	203	2	.512	1918-20
Barry, Jack	157	90	62	5	.592	1917
Boudreau, Lou	463	229	232	2	.497	1952-54
Carrigan, Bill	1,003	489	500	14	.494	1913-16; '27-29
Chance, Frank	154	61	91	2	.401	1923
Collins, Jimmy	842	455	376	11	.548	1901-06
Collins, J. "Shano"	208	73	134	1	.353	1931-32
Cora, Alex	810	440	370		.543	2018-19, '21-23
Cronin, Joe	2,007	1071	916	20	.539	1935-47
Donovan, Patsy	311	159	147	5	.520	1910-11
Duffy, Hugh	308	136	172		.442	1921-22
Farrell, John	810	432	378		.533	2013-17
Fohl, Lee	463	160	299	3	.349	1924-26
Francona, Terry	1,296	744	552		.574	2004-11
Harris, Bucky	153	76	76	1	.500	1934
Herman, Billy	310	128	182		.413	1964-66
Higgins, Mike	1,119	560	556	3	.502	1955-59; '60-62
Hobson, Butch	439	207	232		.472	1992-94
Houk, Ralph	594	312	282		.525	1981-84
Huff, George	8	2	6		.250	1907
Johnson, Darrell	408	220	188		.539	1974-76
Jurges, Billy	122	59	63		.484	1959-60
Kasko, Eddie	640	345	295		.539	1970-73
Kennedy, Kevin	306	171	135		.559	1995-96
Kerrigan, Joe	43	17	26		.395	2001
Lake, Fred	192	110	80	2	.579	1908-09
Little, Grady	324	188	136		.580	2002-03
McCarthy, Joe	369	223	145	1	.606	1948-50
McGuire, Deacon	227	98	123	6	.443	1907-08
McManus, Marty	248	95	153		.383	1932-33
McNamara, John	571	297	273	1	.521	1985-88
Morgan, Joe	563	301	262		.535	1988-91
O'Neill, Steve	249	150	99		.602	1950-51
Pesky, Johnny	326	147	179		.451	1963-64; '80
Popowski, Eddie	10	6	4		.600	1969, '73
Roenicke, Ron	60	24	36		.400	2020
Runnels, Pete	16	8	8		.500	1966
Stahl, C. "Chick"	40	14	26		.350	1906
Stahl, Jake	235	144	88	3	.621	1912-13
Unглаub, Bob	29	9	20		.310	1907
Valentine, Bobby	162	69	93		.426	2012
Wagner, C. "Heinie"	154	52	102		.338	1930
Williams, Dick	477	260	217		.545	1967-69
Williams, Jimmy	766	414	352		.540	1997-2001
York, Rudy	1	0	1		.000	1959
Young, Cy	6	3	3		.500	1907
Zimmer, Don	715	411	304		.575	1976-80
TOTALS	19,139	9,874	9,182	82	.516	1901-2023

NOTE: The W-L-T columns total 1 game less than the 18,977 game total reflected above as a result of a protested game and a Major League ruling. On 7/28/1924 the Red Sox played a 10-inning game vs. STL, a supposed 10-5 win. St. Louis protested the game and AL President Ban Johnson ordered the game replayed on 9/13 as the 2nd game of a doubleheader. The game of 7/28 was discounted and Red Sox Manager Lee Fohl and the STL manager were credited with a no decision. The Red Sox won the replay of the protested game, 13-11.

Beginning with the 1920 season, the MLB rule states: "If a protested game of at least 5 innings duration was ordered replayed in its entirety, then no win or loss is credited, but both managers are credited with a no-decision game."

Coaching History

(Bold-faced = living through 1/31/24)

All-Time Red Sox Coaches (1921-2023)

Alicea, Luis - 2007-08
Allenson, Gary - 1992-94
Amaro Jr., Ruben - 2016-17
Bailey, Buddy - 2000
Baker, Del - 1945-48, '53-60
Bannister, Brian - 2016-19
Barkett, Andy - 2018-19
Berardino, Dick - 1989-91
Berg, Moe - 1939-41
Beyeler, Arnie - 2013-15
Bjornson, Craig - 2018-19
Bogar, Tim - 2009-12
Brown, Mace - 1965
Bryant, Don - 1974-76
Bumbry, Al - 1988-93
Burke, Jimmy - 1921-23
Burleson, Rick - 1992-93
Burns, Jack - 1955-59
Burwell, Bill - 1944
Bush, Dave - 2020-23
Butterfield, Brian - 2013-17
Camilli, Doug - 1970-73
Carey, Tom - 1946-47
Carlucci, Dave - 1996
Cloninger, Tony - 2002-03
Colbrunn, Greg - 2013-14
Coleman, Bob - 1928
Combs, Earl - 1948-52
Cabbage, Mike - 2002-03
Cumberland, John - 1995, '99-01
Cuyler, Kiki - 1949
Daly, Tom - 1933-46
Davis, Chili - 2015-17
DiSarcina, Gary - 2017
Dobson, Joe - 1954
Doerr, Bobby - 1967-69
Dorish, Harry - 1963
Down, Rick - 2001
Duffy, Hugh - 1931, '39
Easler, Mike - 1993-94
Ellis, Sammy - 1996
Evans, Dwight - 2002
Falk, Bibb - 1934
Farrell, John - 2007-10
Fatse, Pete - 2020-23
Febles, Carlos - 2018-23
Ferriss, Dave - 1955-59
Fischer, Bill - 1985-91
Fox, Andy - 2022-23
Gale, Rich - 1992-93
Gardner, Billy - 1965-66
Goodwin, Tom - 2018-21

*Gregson, Goose - 2003
Haddix, Harvey - 1971
Hale, DeMarlo - 2006-11
Harper, Tommy - 1980-84, '00-02
Haselman, Bill - 2005-06
Hebner, Richie - 1989-91
Herman, Billy - 1960-64
Hriniak, Walt - 1977-88
Hudson, Kyle - 2023
Hulswitt, Rudy - 1931-33
Hyers, Tim - 2014*, '18-21
Jackson, Al - 1977-79
Jackson, Ron - 2003-06
Jauss, Dave - 1997-99, '01
Johnson, Darrell - 1968-69
Johnson, Ron - 2010-11
Johnson, Tim - 1995-96
Jones, Lynn - 2004-05
Kerrigan, Joe - 1997-01
Kim, Wendell - 1997-00
Kipper, Bob - 2002
Lachemann, Rene - 1985-86
Lakeman, Al - 1963-64, '67-69
Lamont, Gene - 2001
Leifield, Lefty - 1924-26
Lenhardt, Don - 1970-73
LeVangie, Dana - 2013-19
Little, Grady - 1997-99
Lovullo, Torey - 2013-16
Magadan, Dave - 2007-12
Maglie, Sal - 1960-62, '66-67
Malmberg, Harry - 1963-64
Mayo, Eddie - 1951
McCallister, Jack - 1930
McClure, Bob - 2012
McKechnie, Bill - 1952-53
McLaren, John - 1991
McNertney, Jerry - 1988
Melillo, Oscar - 1952-53
Miller, Bing - 1937
Mills, Brad - 2004-09
Mills, Buster - 1954
Morgan, Joe - 1985-88
Narron, Jerry - 2003, '20
Niemann, Randy - 2012
Nieves, Juan - 2013-15
Nipper, Al - 1995-96, '06
Norman, Nelson - 2001
Ochoa, Alex - 2012
Okrie, Len - 1961-62, '65-66
Oliver, Dave - 1995-96
O'Neill, Steve - 1950

Oslow, Jack - 1934
Ortiz, Luis - 2022-23
Owen, Mickey - 1955-56
Pennock, Herb - 1936-39
Pesky, Johnny - 1975-84
Podres, Johnny - 1980
Pole, Dick - 1998
Popowski, Eddie - 1967-74, '76
Rice, Jim - 1995-00
Roarke, Mike - 1994
Rodriguez, Victor - 2013-17
Roenicke, Ron - 2018-19
Rojas, Euclides - 2003-04
Roenthal, Ben - 2022-23
Royster, Jerry - 2012
Runnels, Pete - 1965-66
Ryan, John - 1923-27
Schacht, Al - 1935-36
Schreiber, Paul - 1947-58
Schulte, John - 1949-50
Shellenback, Frank - 1940-44
Slider, Rac - 1987-90
Stange, Lee - 1972-74, '81-84
Stanley, Mike - 2002
Starrett, Herm - 1995-97
Susce, George, C.M. - 1950-54
Sveum, Dale - 2004-05
Thomas, George - 1970
Torchia, Tony - 1985
Trael, Ralph - 2001, '06
Tuck, Gary - 2007-12
Turley, Bob - 1964
Varitek, Jason - 2021-23
Vázquez, Ramón - 2018-23
Venable, Will - 2021-22
Wagner, Charlie - 1970
Wagner, Heinie - 1927-29
Walker, Kevin - 2020-23
**Wallace, Dave - 2003-06
Wathan, John - 1994
White, Frank - 1994-96
Williams, Dallas - 2003
Williams, Stan - 1975-76
Willis, Carl - 2015-17
Woodall, Larry - 1942-48
York, Rudy - 1959-62
Yost, Eddie - 1977-84
Young, Curt - 2011
Zimmer, Don - 1974-76, '92

*interim **interim in 2003

Head Trainer History

All-Time Red Sox Head Trainers (1940-2023)

Fadden, Jack - 1950-65
Froelich, Ed - 1948-50
*Green, Win - 1940-47
Henry, Brandon - 2023
Jameyson, Rick - 2012-15
LeRoux, Buddy - 1966-74

Lessard, Paul - 2006-09
Moss, Charlie - 1975-94
Pearson, Brad - 2015-22
Reinold, Mike - 2010-11
Rowe, Jim - 1995-05
**Zawacki, Rich - 1981-2000

*Green was assistant trainer from the mid-1950s through the 1960s.

**Zawacki was the physical therapist with the Red Sox from 1981 and began traveling with the team full-time in 1990.

All-Time Roster

1,919 players have appeared in at least 1 game for the Red Sox since the team joined the American League in 1901. (**Bold-faced = living through 1/31/24**)

A (62)

Aardsma, David, rhp - 2008
Aase, Don, rhp - 1977
Abad, Andy, of-1b - 2003
Abad, Fernando, lhp - 2016-17
Abreu, Wilner, of - 2023
Aceves, Alfredo, rhp - 2011-13
Adair, Jerry, inf - 1967-68
Adams, Bob, rhp - 1925
Adams, Terry, rhp - 2004
Adkins, Doc, rhp - 1902
Agbayani, Benny, of - 2002
Agganis, Harry, 1b - 1954-55
Agnew, Sam, c - 1916-18
Aguilera, Rick, rhp - 1995
Albers, Matt, rhp - 2011-12
Alcantara, Israel, of - 2000-01
Alexander, Dale, 1b - 1932-33
Alexander, Manny, inf - 2000
Alicea, Luis, 2b - 1995
Alfaro, Jorge, c - 2023
Allenson, Gary, c - 1979-84
Almada, Mel, of - 1933-37
Almonte, Abraham, of - 2022
Almonte, Hector, rhp - 2003
Altrock, Nick, lhp - 1902-03
Alvarado, Luis, inf - 1968-70
Alvarez, Abe, lhp - 2004-06
Andersen, Larry, rhp - 1990
Anderson, Brady, of - 1988
Anderson, Brian, of - 2009
Anderson, Fred, rhp - 1909, '13
Anderson, Jimmy, lhp - 2004
Anderson, Lars, 1b - 2010-12
Andres, Ernie, 3b - 1946
Andrew, Kim, 2b - 1975
Andrews, Ivy, rhp - 1932-33
Andrews, Mike, 2b - 1966-70
Andrews, Shane, inf - 2002
Andriese, Matt, rhp - 2021
Aparicio, Luis, ss - 1971-73
Aponte, Luis, rhp - 1980-83
Araúz, Jonathan, inf - 2020-22
Arellanes, Frank, rhp - 1908-10
Armas, Tony, cf - 1983-86
Armbruster, Charley, c - 1905-07
Aro, Jonathan, rhp - 2015
Arroyo, Rolando, rhp - 2000-02
Arroyo, Bronson, rhp - 2003-05
Arroyo, Christian, inf - 2020-23
Asbjornson, Asby, c - 1928-29
Ashley, Billy, lf - 1998
Aspromonte, Ken, 2b - 1957-58
Astacio, Pedro, rhp - 2004
Atchison, Scott, rhp - 2010-12
Atkins, Jim, rhp - 1950, '52
Auker, Elden, rhp - 1939
Aulds, Doyle, c - 1947
Avery, Steve, lhp - 1997-98
Avila, Bobby, 2b - 1959
Aviles, Mike, inf - 2011-12
Aviles, Ramon, inf - 1977
Azcue, Joe, c - 1969

B (169)

Badenhop, Burke, rhp - 2014
Bader, Lore, rhp - 1917-18
Baerga, Carlos, 2b-3b - 2002
Bagby, Jr., Jim, rhp - 1938-40, '46
Bailey, Andrew, rhp - 2012-13
Bailey, Bob, inf-of - 1977-78

Bailey, Cory, rhp - 1993-94
Bailey, Gene, of - 1920
Bailey, Jeff, 1b-of - 2008-09
Baker, Al, rhp - 1938
Baker, Floyd, inf - 1953-54
Baker, Jack, 1b - 1976-77
Baker, Tracy, 1b - 1911
Baldelli, Rocco, of - 2009
Ball, Neal, inf - 1912-13
Bankhead, Scott, rhp - 1993-94
Banks, Willie, rhp - 2001-02
Barbare, Walter, 3b - 1918
Barberich, Frank, rhp - 1910
Bard, Daniel, rhp - 2009-13
Bard, Josh, c - 2006
Bark, Brian, lhp - 1995
Barkley, Brian, lhp - 1998
Barna, Babe, of - 1943
Barnes, Matt, rhp - 2014-22
Barr, Steve, lhp - 1974-75
Barraclough, Kyle, rhp - 2023
Barrett, Bill, of - 1929-30
Barrett, Bob, 3b - 1929
Barrett, Frank, rhp - 1944-45
Barrett, Jimmy, lf - 1907-08
Barrett, Marty, 2b - 1982-90
Barrett, Tommy, 2b - 1992
Barry, Ed, lhp - 1905-07
Barry, Jack, ss-2b - 1915-17, '19
Bates, Aaron, inf - 2009
Batts, Matt, c - 1947-51
Baumann, Frank, lhp - 1955-59
Bay, Jason, lf - 2008-09
Baylor, Don, dh-of - 1986-87
Bayne, Bill, lhp - 1929-30
Bazardo, Eduard, rhp - 2021-22
Beato Pedro, rhp - 2012-13
Beck, Rod, rhp - 1999-2001
Beckett, Josh, rhp - 2006-12
Bedard, Erik, lhp - 2011
Bedient, Hugh, rhp - 1912-14
Beeks, Jalen, lhp - 2018
Belinda, Stan, rhp - 1995-96
Bell, Gary, rhp - 1967-68
Bell, Juan, 3b - 1995
Bellhorn, Mark, 2b - 2004-05
Bello, Brayan, rhp - 2022-23
Beltré, Adrián, 3b - 2010
Beltre, Esteban, inf - 1996
Benintendi, Andrew, of - 2016-20
Beniquez, Juan, ss-lf - 1971-72, '74-75
Benjamin, Mike, inf - 1997-98
Bennett, Dennis, lhp - 1965-67
Bennett, Frank, rhp - 1927-28
Benton, Al, rhp - 1952
Benzinger, Todd, of-1b - 1987-88
Berberet, Lou, c - 1958
Berg, Moe, c - 1935-39
Berger, Boze, inf - 1939
Bernardino, Brennan, lhp - 2023
Berry, Charley, c - 1928-32
Berry, Quintin, of - 2013
Berry, Sean, 3b - 2000
Berryhill, Damon, c - 1994
Betts, Mookie, of-inf - 2014-19
Bevan, Hal, 3b - 1952
Beville, Ben, rhp - 1901
Bianchi, Jeff, inf - 2015
Bichette, Dante, dh-of - 2000-01
Bigelow, Elliott, of - 1929
Billingham, Jack, rhp - 1980
Bird, Doug, rhp - 1983

Bischoff, John, c - 1925-26
Bishop, Max, inf - 1934-35
Black, Dave, lhp - 1923
Blackwell, Tim, c - 1974-75
Bleier, Richard, lhp - 2023
Blethen, Clarence, rhp - 1923
Blosser, Greg, of - 1993-94
Bluhm, Red, ph - 1918
Boddicker, Mike, rhp - 1988-90
Boerner, Larry, rhp - 1932
Bogaerts, Xander, ss - 2013-22
Boggs, Wade, 3b - 1982-92
Bolin, Bob, rhp - 1970-73
Bolling, Milt, inf - 1952-57
Bolton, Tom, lhp - 1987-92
Bonser, Boom, rhp - 2010
Boone, Ike, rf - 1923-25
Boone, Ray, 1b - 1960
Borland, Toby, rhp - 1997
Borland, Tom, lhp - 1960-61
Boudreau, Lou, ss - 1951-52
Bowden, Michael, rhp - 2008-12
Bowen, Sam, of - 1977-78, '80
Bowers, Stew, rhp - 1935-37
Bowman, Joe, rhp - 1944-45
Bowsfield, Ted, lhp - 1958-60
Boyd, Dennis, rhp - 1982-89
Boyer, Blaine, rhp - 2017
Bradford, Chad, rhp - 2005
Bradley, Herb, rhp - 1927-29
Bradley, Hugh, 1b - 1910-12
Bradley Jr., Jackie, of - 2013-20, '22
Brady, Cliff, 2b - 1920
Brady, King, rhp - 1908
Bragg, Darren, of - 1996-98
Brandenburg, Mark, rhp - 1996-97
Brandon, Darrell, rhp - 1966-68
Brasier, Ryan, rhp - 2018-23
Bratschi, Fred, of - 1926-27
Brennan, Brandon, rhp - 2021
Brentz, Bryce, of - 2014, '16
Breslow, Craig, lhp - 2006, '12-15
Bressoud, Ed, ss - 1962-65
Brett, Ken, lhp - 1967, 1969-71
Brewer, Colten, rhp - 2019-21
Brewer, Tom, rhp - 1954-61
Brice, Austin, rhp - 2020-21
Brickner, Ralph, rhp - 1952
Brillheart, Jim, lhp - 1931
Britton, Drake, lhp - 2013-14
Brodowski, Dick, rhp - 1952, '55
Brogna, Rico, 1b - 2000
Brohamer, Jack, inf - 1978-80
Brown, Adrian, of - 2003
Brown, Corey, of - 2014
Brown, Dusty, c - 2009-10
Brown, Hal, rhp - 1953-55
Brown, Jamie, rhp - 2004
Brown, Kevin, c - 2002
Brown, Lloyd, lhp - 1933
Brown, Mace, rhp - 1942-43, '46
Brown, Mike, rhp - 1982-86
Brumley, Mike, inf - 1991-92
Brunansky, Tom, rf - 1990-92, '94
Bucher, Jim, inf - 1944-45
Buchholz, Clay, rhp - 2007-16
Buckner, Bill, 1b - 1984-87, '90
Buddin, Don, ss - 1956, '58-61
Buford, Damon, of - 1998-99
Bullinger, Kirk, rhp - 1999
Burchell, Fred, lhp - 1907-09
Burda, Bob, 1b - 1972

Burgmeier, Tom, lhp - 1978-82

Burkett, Jesse, lhp - 1905
Burkett, John, rhp - 2002-03
Burkhart, Morgan, dh-1b - 2000-01
Burks, Ellis, cf - 1987-92, '04
Burleson, Rick, ss - 1974-80
 Burns, George, 1b - 1922-23
Burns, Mike, rhp - 2006
 Burton, Jim, lhp - 1975, '77
 Busby, Jim, of - 1959-60
 Bush, Joe, rhp - 1918-21
 Bushelman, Jack, rhp - 1911-12
 Bushey, Frank, rhp - 1927, '30
 Butland, Bill, rhp - 1940, '42, '46-47
Butler, Dan, c - 2014, '18
 Byerly, Bud, rhp - 1958
Byrd, Jim, inf - 1993
Byrd, Marlon, of - 2012
Byrd, Paul, rhp - 2008-09

C (146)**Cabrera, Fernando, rhp - 2009-10**

Cabrera, Orlando, ss - 2004
 Cady, Hick, c - 1912-17
 Calderon, Ivan, of - 1993
 Caldwell, Earl, rhp - 1948
 Caldwell, Ray, rhp - 1919
 Camilli, Dolf, 1b - 1945
Cameron, Mike, of - 2010-11
 Campbell, Bill, rhp - 1977-81
 Campbell, Paul, 1b - 1941-42, '46
Canseco, Jose, dh-of - 1995-96
Capuano, Chris, lhp - 2014
Carbo, Bernie, of - 1974-78
 Carey, Tom, inf - 1939-42, '46
 Carlisle, Walter, of - 1908
 Carlstrom, Swede, ss - 1911
 Carlyle, Cleo, of - 1927
 Carlyle, Roy, of - 1925-26
Carp, Mike, 1b-of - 2013-14
Carpenter, Chris, rhp - 2012
Carrasco, Hector, rhp - 2000
 Carrigan, Bill, c - 1906, '08-16
 Carroll, Ed, rhp - 1929
Carter, Chris, of - 2008-09
 Casale, Jerry, rhp - 1958-60
Casas, Triston, 1b - 2022-23
 Cascarella, Joe, rhp - 1935-36
Casey, Sean, 1b-dh - 2008
Cash, Kevin, c - 2007-08, '10
Cashner, Andrew, rhp - 2019
Cassidy, Scott, rhp - 2005
Castillo, Carlos, rhp - 2001
 Castillo, Frank, rhp - 2001-02, '04
Castillo, Rusney, of - 2014-16
Cater, Danny, 1b-of - 1972-74
Cecchini, Garin, 3b - 2014-15
 Cecil, Rex, rhp - 1944-45
Centeno, Juan, c - 2019
Cepeda, Orlando, dh - 1973
Cerone, Rick, c - 1988-89
Cespedes, Yoenis, of - 2014
Chacin, Jhoulys, rhp - 2019
 Chadbourne, Chet, inf-of - 1906-07
 Chakales, Bob, rhp - 1957
Chamberlain, Wes, rf - 1994-95
 Chaney, Esty, rhp - 1913
Chang, Yu, inf - 2022-23
 Chaplin, Ed, c - 1920-22
 Chapman, Ben, of - 1937-38
Charton, Pete, rhp - 1964
 Chase, Ken, lhp - 1942-43
Chavis, Michael, inf - 2019-21
 Chech, Charley, rhp - 1909
Checo, Robinson, rhp - 1997-98

Chen, Bruce, lhp - 2003

Chesbro, Jack, rhp - 1909
Chittum, Nels, rhp - 1959-60
Cho, Jin Ho, rhp - 1998-99
 Christopher, Joe, of - 1966
 Christopher, Lloyd, of - 1945
 Cicero, Joe, of - 1929-30
 Cicotte, Ed, rhp - 1908-12
Ciriaco, Pedro, inf - 2012-13
Cisco, Galen, rhp - 1961-62, '67
 Cissell, Bill, 2b - 1934
 Clark, Danny, 3b - 1924
Clark, Jack, 1b-dh - 1991-92
 Clark, Otey, rhp - 1945
Clark, Phil, of - 1996
Clark, Tony, 1b - 2002
Clayton, Royce, inf - 2007
Clear, Mark, rhp - 1981-85
Clemens, Roger, rhp - 1984-96
Clement, Matt, rhp - 2005-06
 Clemons, Lance, lhp - 1974
Cleveland, Reggie, rhp - 1974-78
 Clavenger, Tex, rhp - 1954
 Clinton, Lou, rf - 1960-64
 Clowers, Bill, lhp - 1926
 Cochran, George, 3b - 1918
Coello, Robert, rhp - 2010
 Coffey, Jack, 3b - 1918
 Cole, Jr., Alex, of - 1996
Coleman, Dave, of - 1977
Coleman, Michael, of - 1997, '99
Collier, Lou, inf-of - 2003
 Collins, Jimmy, 3b - 1901-07
 Collins, Ray, lhp - 1909-15
 Collins, Rip, rhp - 1922
 Collins, Shano, of - 1921-25
Colon, Bartolo, rhp - 2008
 Combs, Merrill, 3b - 1947, 1949-50
 Comstock, Ralph, rhp - 1915
Cone, David, rhp - 2001
 Congalton, Bunk, rf - 1907
 Conigliaro, Billy, of - 1969-71
 Conigliaro, Tony, rf - 1964-67, '69-70, '75
 Conley, Gene, rhp - 1961-63
 Connolly, Bud, inf - 1925
 Connolly, Sr., Ed, c - 1929-32
 Connolly, Jr., Ed, lhp - 1964
 Connolly, Joe, of - 1924
 Conroy, Bill, c - 1942-44
 Consolo, Billy, inf - 1953-59
Cook, Aaron, rhp - 2012
Cook, Ryan, rhp - 2015
 Cooke, Dusty, of - 1933-36
 Cooney, Jimmy, 2b - 1917
Cooper, Cecil, 1b - 1971-76
 Cooper, Guy, rhp - 1914-15
Cooper, Scott, 3b - 1990-94
Cora, Alex, inf - 2005-08
Cordero, Franzy, of - 2021-22
Cordero, Wilfredo, of - 1996-97
Corey, Bryan, rhp - 2006-08
 Cormier, Rheel, lhp - 1995, '99-00
Correll, Vic, c - 1972
 Corsi, Jim, rhp - 1997-99
 Coughtry, Marlan, 2b - 1960
 Coumbe, Fritz, lhp - 1914
Covey, Dylan, rhp - 2020
 Cox, Ted, dh - 1977
Craig, Allen, of-1b, 2014-15
 Cramer, Doc, of - 1936-40
 Crawth, Gavvy, of - 1908
Crawford, Carl, lf - 2011-12
Crawford, Kutter, rhp - 2021-23
Crawford, Paxton, rhp - 2000-01
Crawford, Steve, rhp - 1980-82, '84-87

Creeden, Pat, 2b - 1931
 Cremins, Bob, lhp - 1927
Crespo, Cesar, inf-of - 2004
 Criger, Lou, c - 1901-08
Crisp, Coco, cf - 2006-08
 Cronin, Joe, ss - 1935-45
Crouch, Zach, lhp - 1988
Croushore, Rick, rhp - 2000
Cruz, Jr., Jose, of - 2005
Cuevas, William, rhp - 2016, '18
 Culberson, Leon, of - 1943-47
Culp, Ray, rhp - 1968-73
Cummings, Midre, of - 1998, '00
 Cuppy, George, rhp - 1901
Curry, Steve, rhp - 1988
Curtis, John, lhp - 1970-73
 Cuyler, Milt, of - 1996

D (87)

Dahlgren, Babe, 1b - 1935-36
Dalbec, Bobby, 1b/3b - 2020-23
Daley, Pete, c - 1955-59
 Dallessandro, Dom, of - 1937
Damon, Johnny, cf - 2002-05
Danish, Tyler, rhp - 2022
 Danzig, Babe, 1b - 1909
d'Arnaud, Chase, inf-of - 2017
Darwin, Bobby, rhp - 1976-77
Darwin, Danny, rhp - 1991-94
Daubach, Brian, 1b-dh - 1999-02, '04
 Daughters, Bob, pr - 1937
Davis, Austin, lhp - 2021-22
Davis, Jaylin, of - 2022
Davis, Rajai, of - 2017
Dawson, Andre, of-dh - 1993-94
 Deal, Cot, rhp - 1947-48
De Aza, Alejandro, of - 2015
Deer, Rob, rf - 1993
 Deisinger, Pep, lhp - 1902
De Jesus, Ivan, inf - 2012
De La Rosa, Rubby, rhp - 2013-14
De La Torre, Jose, rhp - 2013
Delcarmen, Manny, rhp - 2005-10
Delgado, Alex, inf - 1996
 Delock, Ike, rhp - 1952-53, '55-63
 Demeter, Don, of - 1966-67
Dempster, Ryan, rhp - 2013
Denman, Brian, rhp - 1982
 Dente, Sam, 3b - 1947
Dermody, Matt, lhp - 2023
 Derrick, Mike, of - 1970
 Desautels, Gene, c - 1937-40
 Deutsch, Mel, rhp - 1946
Devers, Rafael, 3b - 2017-23
 Devine, Mickey, c - 1920
 Devine, Hal, rhp - 1920
 De Vorme, Al, c - 1923
 Diaz, Bo, c - 1977
Diaz, Jonathan, inf - 2013
Diaz, Juan, 1b-dh - 2002
 Dickey, George, c - 1935-36
 Dickman, Emerson, rhp - 1936, '38-41
Didier, Bob, c - 1974
Diekman, Jake, lhp - 2022
Dillard, Steve, inf - 1975-77
 DiMaggio, Dom, cf - 1940-42, '46-53
DiNardo, Lenny, lhp - 2004-06
 Dimnee, Bill, rhp - 1902-07
 DiPietro, Bob, of - 1951
 Dobens, Ray, lhp - 1929
 Dobbson, Joe, rhp - 1941-43, '46-50, '54
 Dodge, Sam, rhp - 1921-22
Dodson, Pat, 1b - 1986-88
 Doerr, Bobby, 2b - 1937-44, '46-51
Doherty, John, rhp - 1996

All-Time Roster, Continued

Dominique, Andy, c - 2004

Donahue, John, of - 1923
Donahue, Pat, c - 1908-10
Donnelly, Brendan, rhp - 2007
Donnels, Chris, inf - 1995
Donohue, Pete, rhp - 1932
Dopson, John, rhp - 1989-93
Doran, Tom, c - 1904-06
Dorish, Harry, rhp - 1947-49, '56
Dorsey, Jim, rhp - 1984-85
Doubront, Felix, lhp - 2010-14
Dougherty, Patsy, lf - 1902-04
Dowd, Tommy, lf - 1901
Downs, Jeter, inf - 2022
Doyle, Danny, c - 1943
Doyle, Denny, 2b - 1975-77
Drago, Dick, rhp - 1974-75, '78-80
Dreisewerd, Clem, lhp - 1944-46
Drew, J.D., rf - 2007-11
Drew, Stephen, ss - 2013-14
Dropo, Walt, 1b - 1949-52
Dubuc, Jean, rhp - 1918
Duffy, Frank, inf - 1978-79
Dugan, Joe, 3b - 1922
Duliba, Bob, rhp - 1965
Dumont, George, rhp - 1919
Duran, Jarren, of - 2021-23
Durham, Ed, rhp - 1929-32
Durst, Cedric, of - 1930
Duval, Adam, of - 2023
Dwyer, Jim, of - 1979-80

E (24)

Earley, Arnold, lhp - 1960-65
Easley, Mike, dh-1b - 1984-85
Eckersley, Dennis, rhp - 1978-84, '98
Eggert, Elmer, 2b - 1927
Ehmke, Howard, rhp - 1923-26
Eibel, Hack, lhp - 1920
Elias, Roenis, lhp - 2016-17
Ellsbury, Jacoby, of - 2007-13
Ellsworth, Dick, lhp - 1968-69
Ellsworth, Steve, lhp - 1988
Embree, Alan, lhp - 2002-05
Engle, Clyde, inf-of - 1910-14
Eovaldi, Nathan, rhp - 2018-22
Erdos, Todd, rhp - 2001
Esasky, Nick, 1b - 1989
Escobar, Edwin, lhp - 2014
Eshelman, Vaughn, lhp - 1995-97
Espinal, Raynel, rhp - 2021
Evans, Al, c - 1951
Evans, Bill, rhp - 1951
Evans, Dwight, rf - 1972-90
Everett, Carl, cf - 2000-01
Evers, Hoot, of - 1952-54
Ezzell, Homer, inf - 1924-25

F (60)

Familia, Jeurys, rhp - 2022
Fanzone, Carmen, 3b - 1970
Faria, Jake, rhp - 2023
Farr, Steve, rhp - 1994
Farrell, Doc, 2b - 1935
Farrell, Duke, c - 1903-05
Fassero, Jeff, lhp - 2000
Feliz, Michael, rhp - 2021-22
Ferguson, Alex, rhp - 1922-25
Ferrell, Rick, c - 1933-37
Ferrell, Wes, rhp - 1934-37
Ferris, Hobe, 2b - 1901-07
Ferris, Dave, rhp - 1945-50
Fewster, Chick, inf - 1922-23
Finch, Joel, rhp - 1979

Fine, Tom, rhp - 1947
Finney, Lou, 1b-of - 1939-42, '44-45
Finnvold, Gar, rhp - 1994
Fiore, Mike, 1b - 1970-71
Fischer, Hank, rhp - 1966-67
Fisk, Carlton, c - 1969, '71-80
Fister, Doug, rhp - 2017
Fitzgerald, Howie, of - 1926
Flagstead, Ira, of - 1923-29
Flaherty, John, c - 1992-93
Flair, Al, 1b - 1941
Fleming, Bill, rhp - 1940-41
Fletcher, Scott, 2b - 1993-94
Florie, Bryce, rhp - 1999-01
Flowers, Ben, rhp - 1951, 1953
Floyd, Cliff, of - 2002
Fonville, Chad, inf - 1999
Foreman, Frank, rhp - 1901
Foreman, Happy, lhp - 1926
Fornieles, Mike, rhp - 1957-63
Fortune, Gary, rhp - 1920
Fossas, Tony, lhp - 1991-94
Fossum, Casey, lhp - 2001-03
Foster, Eddie, 3b - 1920-22
Foster, Rube, rhp - 1913-17
Fothergill, Bob, of - 1933
Foulke, Keith, rhp - 2004-06
Fowler, Boob, inf - 1926
Fox, Chad, rhp - 2003
Fox, Matt, rhp - 2010
Fox, Pete, of - 1941-45
Foxy, Jimmie, 1b - 1936-42
Foy, Joe, 3b - 1966-68
Francis, Ray, lhp - 1925
Freeman, Buck, 1b-rf - 1901-07
Freeman, Hersh, rhp - 1952-53, '55
Freeman, John, of - 1927
French, Charley, inf - 1909-10
Friberg, Bernie, inf-of - 1933
Friend, Owen, ss - 1955
Frohwrith, Todd, rhp - 1994
Frye, Jeff, 2b - 1996-97, '99-00
Fuhr, Oscar, lhp - 1924-25
Fuller, Frank, 2b - 1923
Fullerton, Curt, rhp - 1921-25, '33

G (100)

Gabbard, Kason, lhp - 2006-07
Gaetti, Gary, 3b - 2000
Gaffke, Fabian, of - 1936-39
Gagliano, Phil, inf - 1971-72
Gagne, Eric, rhp - 2007
Gainer, Del, inf-of - 1914-17, '19
Gale, Rich, rhp - 1984
Galehouse, Denny, rhp - 1939-40, '47-49
Gallagher, Bob, of - 1972
Gallagher, Ed, lhp - 1932
Galvin, Jim, ph - 1930
Garbark, Bob, c - 1945
Garces, Rich, rhp - 1996-02
Garciparra, Nomar, ss - 1996-04
Gardiner, Mike, rhp - 1991-92
Gardner, Billy, inf - 1962-63
Gardner, Larry, 3b - 1908-17
Gardner, Wes, rhp - 1986-90
Garman, Mike, rhp - 1969, '71-73
Garrison, Cliff, rhp - 1928
Garrison, Ford, of - 1943-44
Garza, Justin, rhp - 2023
Gaston, Alex, c - 1926, 1929
Gaston, Milt, rhp - 1929-31
Gathright, Joey, of - 2009, '11
Gedman, Rich, c - 1980-90
Geiger, Gary, of - 1959-65
Gelbert, Charley, 3b - 1940
Gerber, Wally, inf - 1928-29
German, Franklin, rhp - 2022
Germano, Justin, rhp - 2012
Gernert, Dick, 1b - 1952-59
Gessler, Doc, rf - 1908-09
Geygan, Chappie, inf - 1924-26
Giambi, Jeremy, of-dh - 2003
Giannini, Joe, ss - 1911
Gibson, Norwood, rhp - 1903-06
Gibson, Russ, c - 1967-69
Gilbert, Andy, of - 1942, '46
Gile, Don, c - 1959-62
Gilhooley, Frank, of - 1919
Gilkey, Bernard, lf - 2000
Gillespie, Bob, rhp - 1950
Gillis, Grant, 2b - 1929
Ginsberg, Joe, c - 1961
Glaze, Ralph, rhp - 1906-08
Gleason, Harry, inf - 1901-03
Glenn, Joe, c - 1940
Godley, Zack, rhp - 2020
Godwin, John, inf-of - 1905-06
Goggin, Chuck, 2b - 1974
Gomes, Jonny, of - 2013-14
Gomes, Wayne, rhp - 2002
Gomez, Mauro, 1b - 2012
Gonzales, Stephen, lhp - 2021
Gonzales, Eusebio, ss - 1918
Gonzales, Joe, rhp - 1937
Gonzalez, Adrian, 1b - 2011-12
Gonzalez, Alex, ss - 2006, '09
Gonzalez, Enrique, rhp - 2009
Gonzalez, Geremi, rhp - 2005
Gonzalez, Marwin, inf/of - 2021
Gooch, Johnny, c - 1933
Goodman, Billy, inf - 1947-57
Gordon, Tom, rhp - 1996-99
Gosger, Jim, of - 1963, 1965-66
Graffanino, Tony, inf - 2005
Graham, Charley, c - 1906
Graham, Lee, of - 1983
Graham, Skinny, of - 1934-35
Gray, Dave, rhp - 1964
Gray, Jeff, rhp - 1990-91
Grebeck, Craig, ss - 2001
Green, Lenny, of - 1965-66
Green, Nick, inf - 2009
Green, Pumpsie, inf - 1959-62
Greenwell, Mike, lf - 1985-96
Gregg, Vean, lhp - 1914-16
Griffin, Doug, 2b - 1971-77
Griffin, Marty, rhp - 1928
Grilli, Guido, lhp - 1966
Grimes, Ray, 1b - 1920
Grishaw, Moose, 1b - 1905-07
Grimson, Marv, rhp - 1953
Gross, Kip, rhp - 1999
Gross, Turkey, ss - 1925
Grove, Lefty, lhp - 1934-41
Grullón, Deivy, c - 2020
Grundt, Ken, lhp - 1996-97
Gubanich, Creighton, c - 1999
Guerra, Mike, c - 1951
Guerrero, Mario, ss - 1973-74
Guindon, Bob, 1b - 1964
Gumpert, Randy, rhp - 1952
Gunderson, Eric, lhp - 1995-96
Gunning, Hy, 1b - 1911
Guthrie, Mark, lhp - 1999
Gutierrez, Jackie, ss - 1983-85
Gutierrez, Ricky, inf - 2004
Gutteridge, Don, inf - 1946-47

H (143)

Hageman, Casey, rhp - 1911-12
Halama, John, lhp - 2005
 Hale, Odell, 3b - 1941
Haley, Justin, rhp - 2018
 Haley, Ray, c - 1915-16
Hall, Bill, inf-of - 2010
 Hall, Charley, rhp - 1909-13
Hall, Matt, lhp - 2020
Hamilton, Caleb, c - 2023
Hamilton, David, inf - 2023
Hammond, Chris, lhp - 1997
 Hancock, Garry, of - 1978, '80-82
 Hancock, Josh, rhp - 2002
Haney, Chris, lhp - 2002
 Haney, Fred, 3b - 1926-27
Hanigan, Ryan, c - 2015-16
Hanrahan, Joel, rhp - 2013
Hansack, Devern, rhp - 2006-08
Hansen, Craig, rhp - 2005-06, '08
Hanson, Erik, rhp - 1995
 Hardy, Carroll, of - 1960-62
Harikkala, Tim, rhp - 1999
 Harper, Harry, lhp - 1920
Harper, Tommy, of - 1972-74
 Harrell, Billy, inf - 1961
Harrelson, Ken, 1b-rf - 1967-69
 Harris, Bill, rhp - 1938
Harris, Greg, rhp - 1989-94
 Harris, Joe, rhp - 1905-07
 Harris, Joe, of-1b - 1922-25
 Harris, Mickey, lhp - 1940-41, '46-49
Harris, Reggie, rhp - 1996
Harris, Willie, inf-of - 2006
 Harriss, Slim, rhp - 1926-28
 Harshman, Jack, lhp - 1959
Hart, Kyle, lhp - 2020
 Hartenstein, Chuck, rhp - 1970
 Hartley, Grover, c - 1927
Hartley, Mike, rhp - 1995
 Hartman, Charley, lhp - 1908
Hartville, Chad, rhp - 2005
Haselman, Bill, c - 1995-97, '03
 Hash, Herb, rhp - 1940-41
Hassan, Alex, of - 2014
 Hassler, Andy, lhp - 1978-79
Hatcher, Billy, of - 1992-94
 Hatfield, Fred, 3b - 1950-52
Hatteberg, Scott, c - 1995-01
 Hatton, Grady, 3b - 1954-56
 Hausmann, Clem, rhp - 1944-45
 Hayden, John, rf - 1906
 Hayes, Frankie, c - 1947
 Heame, Ed, ss - 1910
Heep, Danny, of - 1989-90
Heffner, Bob, rhp - 1963-65
 Hefflin, Randy, rhp - 1945-46
 Heimach, Fred, lhp - 1926
Heise, Bob, inf - 1975-76
Helms, Tommy, inf - 1977
Hembree, Heath, rhp - 2014-20
 Hemphill, Charley, rf - 1901
 Henderson, Dave, of - 1986-87
Henderson, Rickey, of - 2002
 Hendryx, Tim, of - 1920-21
 Henriksen, Olaf, of - 1911-17
 Henry, Bill, lhp - 1952-55
Henry, Butch, lhp - 1997-98
 Henry, Jim, rhp - 1936-37
Hermanson, Dustin, rhp - 2002
Hermida, Jeremy, of - 2010
Hernandez, Darwinzon, lhp - 2019-22
Hernández, Gorkys, of - 2019
Hernández, Kiké, inf/of - 2021-23
Hernández, Marco, inf - 2016-17, '19

Hernandez, Ramon, lhp - 1977
Herrera, Jonathan, inf - 2014
 Herrera, Mike, inf - 1925-26
 Herrin, Tom, rhp - 1954
Hesketh, Joe, lhp - 1990-94
Hetzl, Eric, rhp - 1989-90
 Heving, Joe, rhp - 1938-40
 Heving, Johnnie, c - 1924-25, '28-30
 Hickman, Piano Legs, rhp - 1902
 Higgins, Mike, 3b - 1937-38, '46
Hill, Aaron, inf - 2016
Hill, Rich, lhp - 2010-12, '15, '22
Hillenbrand, Shea, 3b - 2001-03
 Hiller, Hob, inf - 1920-21
 Hillman, Dave, rhp - 1960-61
 Hinkle, Gordie, c - 1934
Hinojosa, Dalier, rhp - 2015
 Hinrichs, Paul, rhp - 1951
Hinske, Eric, of-1b - 2006-07
 Hinson, Paul, ph - 1928
 Hisner, Harley, rhp - 1951
 Hitchcock, Billy, inf - 1948-49
 Hoblitzell, Dick, 1b - 1914-18
Hobson, Butch, 3b - 1975-80
 Hockette, George, lhp - 1934-35
 Hodapp, Johnny, 2b - 1933
 Hoderlein, Mel, inf - 1951
 Hoelt, Billy, lhp - 1959
 Hoey, John, lf - 1906-08
Hoffman, Glenn, ss-3b - 1980-87
 Hofmann, Fred, c - 1927-28
Holaday, Bryan, c - 2016
 Holcombe, Ken, rhp - 1953
Hollins, Dave, inf - 1995
 Holm, Billy, c - 1945
Holt, Brock, inf-of - 2013-19
Holtz, Mike, lhp - 2006
 Hooper, Harry, rf - 1909-20
Horn, Sam, dh-1b - 1987-89
Horton, Tony, 1b - 1964-67
Hosey, Dwayne, of - 1995-96
Hosmer, Eric, 1b - 2022
Hottovy, Tommy, lhp - 2011
Houck, Tanner, rhp - 2020-23
House, Tom, lhp - 1976-77
Housie, Wayne, of - 1991
Howard, Chris, lhp - 1994
 Howard, Elston, c - 1967-68
 Howard, Paul, of - 1909
 Howe, Les, rhp - 1923-24
Howry, Bob, rhp - 2002-03
Hoy, Peter, rhp - 1992
 Hoyt, Waite, rhp - 1919-20
Huckaby, Ken, c - 2006
Hudson, Joe, rhp - 1995-97
 Hudson, Sid, rhp - 1952-54
 Hughes, Ed, rhp - 1905-06
 Hughes, Long Tom, rhp - 1902-03
Hughes, Terry, 3b - 1974
 Hughson, Tex, rhp - 1941-44, '46-49
 Humphrey, Bill, rhp - 1938
 Hunt, Ben, lhp - 1910
Hunter, Buddy, inf - 1971, '73, '75
 Hunter, Herb, of - 1920
 Hurd, Tom, rhp - 1954-56
Hurst, Bruce, lhp - 1980-88
Huskey, Butch, of-inf - 1999
 Husting, Bert, rhp - 1902
Hyzdu, Adam, of - 2004-05

I (2)

Iglesias, Jose, ss - 2011-13, '21
Irvine, Daryl, rhp - 1990-92

J (48)

Jablonowski, Pete, rhp - 1932
 (later known as Pete Appleton)
Jackson, Conor, of - 2011
Jackson, Damian, inf-of - 2003
 Jackson, Ron H., 1b - 1960
 Jacobson, Baby Doll, of - 1926-27
 Jacobson, Beany, lhp - 1907
Jacques, Joe, lhp - 2023
 Jamerson, Charley, lhp - 1924
 James, Bill, rhp - 1919
James, Chris, of - 1995
Jansen, Kenley, rhp - 2023
 Janvrin, Hal, inf - 1911, '13-17
Jarvis, Kevin, rhp - 2006
 Jarvis, Ray, rhp - 1969-70
Jefferson, Reggie, dh-1b - 1995-99
Jenkins, Ferguson, rhp - 1976-77
 Jenkins, Tom, of - 1925-26
Jenks, Bobby, rhp - 2011
 Jensen, Jackie, rf - 1954-59, 1961
Jensen, Marcus, c - 2001
Jimenez, Luis, inf - 2015
Johns, Keith, 2b - 1998
 Johnson, A. Rankin, rhp - 1914
 Johnson, Bob, lf - 1944-45
Johnson, Brian, lhp - 2015, '17-19
 Johnson, Deron, dh-1b - 1974-76
 Johnson, Earl, lf-rf - 1940-41, '46-50
 Johnson, Hank, rhp - 1933-35
Johnson, Jason, rhp - 2006
Johnson, John Henry, lhp - 1983-84
Johnson, Kelly, inf-of - 2014
 Johnson, Roy, lf-rf - 1932-35
 Johnson, Vic, lhp - 1944-45
Johnston, Joel, rhp - 1995
 Jolley, Smead, lf - 1932-33
Jones, Bobby M, lhp - 2004
 Jones, Charley, of - 1901
Jones, Dalton, inf - 1964-69
Jones, Hunter, lhp - 2009
 Jones, Jake, 1b - 1947-48
Jones, Rick, lhp - 1976
 Jones, Sad Sam, rhp - 1916-21
Jones, Todd, rhp - 2003
 Joost, Eddie, inf - 1955
 Josephson, Duane, c - 1971-72
 Judd, Oscar, lhp - 1941-45
 Judge, Joe, 1b - 1933-34
Jurak, Ed, inf - 1982-85

K (57)

Kalish, Ryan, of - 2010, '12
 Kallio, Rudy, rhp - 1925
Kapler, Gabe, of - 2003-06
 Karger, Ed, lhp - 1909-11
 Karl, Andy, rhp - 1943
 Karow, Marty, inf - 1927
 Karr, Benn, rhp - 1920-22
 Kasko, Eddie, ss - 1966
 Kell, George, 3b - 1952-54
 Kellett, Al, rhp - 1924
 Kellett, Red, inf - 1934
Kelley, Trevor, rhp - 2019
 Kellum, Win, lhp - 1901
 Kelly, Ed, rhp - 1914
Kelly, Joe, rhp - 2014-18
Kelly, Zack, rhp - 2022-23
 Keltner, Ken, 3b - 1950
 Kemmerer, Russ, rhp - 1954-55, '57
Kendall, Fred, c - 1978
Kendrick, Kyle, rhp - 2017
 Kennedy, Bill, lhp - 1953
 Kennedy, John, inf - 1970-74
Keough, Marty, of - 1956-60

All-Time Roster, Continued

Kickham, Mike, lhp - 2020
Kiecker, Dana, rhp - 1990-91
Kiefer, Joe, rhp - 1925-26
Kielty, Bobby, of - 2007
Kiely, Leo, lhp - 1951, '54-56, '58-59
Killilay, Jack, rhp - 1911
Kim, Byung-Hyun, rhp - 2003-04
Kim, Sun-Woo, rhp - 2001-02
Kimbrel, Craig, rhp - 2016-18
Kinder, Ellis, rhp - 1948-55
Kinney, Walt, lhp - 1918
Kinsler, Ian, 2b - 2018
Kison, Bruce, rhp - 1985
Klaus, Billy, ss-3b - 1955-58
Kleinow, Red, c - 1910-11
Kline, Bob, rhp - 1930-33
Kline, Ron, rhp - 1969
Klinger, Bob, rhp - 1946-47
Klubber, Corey, rhp - 2023
Knackert, Brent, rhp - 1996
Knight, John, 3b - 1907
Kolstad, Hal, rhp - 1962-63
Koonce, Cal, rhp - 1970-71
Kosco, Andy, of - 1972
Kotchman, Casey, inf - 2009
Kotsay, Mark, of-1b - 2008-09
Kottaras, George, c - 2008-09
Kramer, Jack, rhp - 1948-49
Krausse, Lew, rhp - 1972
Kreuger, Rick, lhp - 1975-77
Kroh, Rube, lhp - 1906-07
Kroner, John, inf - 1935-36
Krug, Marty, inf - 1912
Kutcher, Randy, of - 1988-90

L (93)

LaChance, Candy, 1b - 1902-05
Lackey, John, rhp - 2010-14
Lacy, Kerry, rhp - 1996-97
LaForest, Ty, 3b - 1945
LaFrancois, Roger, c - 1982
Lahoud, Joe, of - 1968-71
Lake, Eddie, rhp - 1943-45
Lakins, Travis, rhp - 2019
Lamabe, Jack, rhp - 1963-65
Lamar, Bill, of - 1919
LaMarre, Ryan, of - 2016
Lamet, Dinelson, rhp - 2023
Lamp, Dennis, rhp - 1988-91
Lancellotti, Rick, 1b - 1990
Landis, Bill, lhp - 1967-69
Landis, Jim, of - 1967
Langford, Sam, of - 1926
Lansford, Carney, 3b - 1981-82
Lansing, Mike, inf - 2000-01
LaPorte, Frank, inf-of - 1908
LaRoche, Adam, 1b - 2009
LaRose, John, lhp - 1978
Lary, Lyn, ss - 1934
Lavarnway, Ryan, c - 2011-14
Layne, Tommy, lhp - 2014-16
Lazor, Johnny, of - 1943-46
Lee, Bill, lhp - 1969-78
Lee, Dud, ss - 1924-26
Lee, Sang-Hoon, lhp - 2000
LeFebvre, Lefty, lhp - 1938-39
Legett, Lou, c - 1933-35
Lehney, Regis, lhp - 1932
Lehner, Paul, of - 1952
Leibold, Nemo, of - 1921-23
Leister, John, rhp - 1987, '90
 Lemke, Mark, 2b - 1998
Lenhardt, Don, of - 1952, '54
 León, Sandy, c - 2015-19
Leonard, H. Dutch, lhp - 1913-18

Lepcio, Ted, inf - 1952-59
Lerchen, Dutch, ss - 1910
LeRoy, Louis, rhp - 1910
Leskanic, Curtis, rhp - 2004
Lester, Jon, lhp - 2006-14
Lewis, Darren, of - 1998-01
Lewis, Duffy, lf - 1910-17
Lewis, John, 2b - 1911
Lewis, Ted, rhp - 1901
Leyer, Robinson, rhp - 2020
Leyritz, Jim, c - 1998
Lickert, John, c - 1981
Light, Pat, rhp - 2016
Lillibridge, Brent, inf-of - 2012
Lilliquist, Derek, lhp - 1995
Lin, Che-Hsuan, of - 2012
Lin, Tzu-Wei, inf - 2017-20
Lipon, Johnny, ss - 1952-53
Lisenbee, Hod, rhp - 1929-32
Littlefield, Dick, lhp - 1950
Littell, Zack, rhp - 2023
Litton, Greg, inf - 1994
Llovera, Mauricio, rhp, 2023
Lock, Don, of - 1969
Lockwood, Skip, rhp - 1980
Loepp, George, of - 1928
Lofton, James, inf - 2001
Lollar, Tim, lhp - 1985-86
Lomasney, Steve, c - 1999
Lonborg, Jim, rhp - 1965-71
Lonergan, Walt, inf - 1911
Loney, James, 1b - 2012
Looney, Brian, lhp - 1995
Lopez, Felipe, inf - 2010
López, Jack, inf - 2021
Lopez, Javier, lhp - 2006-09
Lopez, Javy, c - 2006
Lord, Harry, 3b - 1907-10
Loretta, Mark, 2b - 2006
Lowe, Derek, rhp - 1997-04
Lowell, Mike, 3b - 2006-10
Lowrie, Jed, inf - 2008-11
Lucas, Johnny, of - 1931-32
Lucey, Joe, rhp - 1925
Lucier, Lou, rhp - 1943-44
Lucroy, Jonathan, c - 2020
Lugo, Julio, ss - 2007-09
Lundgren, Del, rhp - 1926-27
Lupien, Tony, 1b - 1940, '42-43
Lyle, Sparky, lhp - 1967-71
Lynch, Walt, c - 1922
Lynn, Fred, cf - 1974-80
Lyon, Brandon, rhp - 2003
Lyons, Steve, of-inf - 1985-86, '91-93

M (196)

MacFarlane, Mike, c - 1995
MacFayden, Danny, rhp - 1926-32
Machado, Alejandro, inf - 2005
Machi, Jean, rhp - 2015
Mack, Shane, of - 1997
MacLeod, Bill, lhp - 1962
MacWhorter, Keith, rhp - 1980
Madden, Tom, c - 1909-11
Maddox, Austin, rhp - 2017
Maddux, Mike, rhp - 1995-96
Magrini, Pete, rhp - 1966
Mahay, Ron, of-lhp - 1995, '97-98
Mahomes, Pat, rhp - 1996-97
Mahoney, Chris, rhp - 1910
Mahoney, Jim, ss - 1959
Malaska, Mark, lhp - 2004
Malave, Jose, of - 1996-97
Mallett, Jerry, of - 1959
Maloy, Paul, rhp - 1913
Malzone, Frank, 3b - 1955-65
Mantei, Matt, rhp - 2005
Manilla, Felix, 2b - 1963-65
Manto, Jeff, inf - 1996
Manuel, Robert, rhp - 2010
Manush, Heinie, of - 1936
Manzanillo, Josias, rhp - 1991
Marchildon, Phil, rhp - 1950
Marcum, Johnny, rhp - 1936-38
Marichal, Juan, rhp - 1974
Marquardt, Ollie, 2b - 1931
Marrero, Deven, inf - 2015-17
Marshall, Bill, ph - 1931
Marshall, Mike, 1b-of - 1990-91
Martin, Babe, c - 1948-49
Martin, Chris, rhp - 2023
Martin, Kyle, rhp - 2017
Martinez, Anastacio, rhp - 2004
Martinez, J.D., of-dh - 2018-22
Martinez, Michael, inf-of - 2016
Martinez, Pedro, rhp - 1998-04
Martinez, Ramon, rhp - 1999-00
Martinez, Sandy, c - 2004
Martinez, Victor, c - 2009-10
Marzano, John, c - 1987-92
Masterson, Justin, rhp - 2008-09, '15
Masterson, Walt, rhp - 1949-52
Matchick, Tommy, inf - 1970
Matthews, Bill, rhp - 1909
Matsuzaka, Daisuke, rhp - 2007-12
Mauch, Gene, 2b - 1956-57
Maxwell, Charley, of-1b - 1950-52, '54
Mayer, Wally, c - 1917-18
Maynard, Chick, ss - 1922
Mays, Carl, rhp - 1915-19
Mazza, Chris, rhp - 2020
McAuliffe, Dick, inf - 1974-75
McBride, Tom, of - 1943-47
McCabe, Dick, rhp - 1918
McCall, Windy, lhp - 1948-49
McCarthy, Emmett, inf - 1926
McCarthy, Tom, rhp - 1985
McCarty, David, of-1b - 2003-05
McCarver, Tim, c - 1974-75
McConnell, Amby, 2b - 1908-10
McDermott, Maurice, lhp - 1948-53
McDill, Allen, lhp - 2001
McDonald, Darnell, of - 2010-12
McDonald, Jim, rhp - 1950
McDonald, John, inf - 2013
McFarland, Ed, c - 1908
McGaff, Ed, c - 1946-47
McGee, Willie, of - 1995
McGlothen, Lynn, rhp - 1972-73
McGovern, Art, c - 1905
McGraw, Bob, rhp - 1919
McGuire, Deacon, c - 1907-08
McGuire, Reese, c - 2022-23
McHale, Jim, of - 1908
McHale, Marty, rhp - 1910-11, '16
McInnis, Stuffy, 1b - 1918-21
McKain, Archie, lhp - 1937-38
McKeel, Walt, c - 1996-97
McLaughlin, Jud, lhp - 1931-33
McLean, Larry, 1b - 1901
McMahon, Doc, rhp - 1908
McMahon, Don, rhp - 1966-67
McManus, Marty, inf - 1931-33
McMillan, Norm, inf - 1923
McNair, Eric, inf - 1936-38
McNally, Mike, inf - 1915-17, '19-20
McNaughton, Gordon, rhp - 1932
McNeely, Jeff, of - 1993
McNeil, Norm, c - 1919
McWilliams, Bill, ph - 1931

Mejias, Román, of - 1963-64
Melancon, Mark, rhp - 2012
 Mele, Sam, of - 1947-49, '54-55
Melendez, Jose, rhp - 1993-94
 Melillo, Oscar, 2b - 1935-37
Melvin, Bob, c - 1993
Mendez, Roman, rhp - 2015
Mendoza, Ramiro, rhp - 2003-04
 Menosky, Mike, of - 1920-23
 Meola, Mike, rhp - 1933, '36
Merced, Orlando, rf - 1998
Merchant, Andy, c - 1975-76
Mercker, Kent, lhp - 1999
Meredith, Cla, rhp - 2005
 Merena, Spike, lhp - 1934
Merloni, Lou, inf - 1998-03
 Merson, Jack, 2b - 1953
 Metkovich, George, of-1b - 1943-46
 Meyer, Russ, rhp - 1957
 Michaels, John, lhp - 1932
Middlebrooks, Will, 3b - 2012-14
 Midkiff, Dick, rhp - 1938
Mientkiewicz, Doug, 1b - 2004
 Miles, Dee, of - 1943
Miley, Wade, lhp - 2015
Millar, Kevin, 1b-dh - 2003-05
Miller, Andrew, lhp - 2011-14
 Miller, Bing, of - 1935-36
Miller, Corky, c - 2006
 Miller, Elmer, of - 1922
 Miller, Hack, of - 1918
Miller, Mike, inf - 2016
 Miller, Otto, 3b - 1930-32
Miller, Rick, of - 1971-77, '81-85
Miller, Trevor, lhp - 2011
Miller, Wade, rhp - 2005
 Mills, Buster, lf - 1937
 Mills, Dick, rhp - 1970
 Minarcin, Rudy, rhp - 1956-57
Minchey, Nate, rhp - 1993-94, '96
Mirabelli, Doug, c - 2001-07
Mitchell, Charlie, rhp - 1984-85
 Mitchell, Fred, rhp - 1901-02
 Mitchell, Johnny, ss - 1922-23
Mitchell, Keith, of - 1998
Mitchell, Kevin, of - 1996
 Moford, Herb, rhp - 1959
Mohr, Dustan, of - 2006
Molina, Gustavo, c - 2010
 Molyneaux, Vince, rhp - 1918
 Monbouquette, Bill, rhp - 1958-65
Moncada, Yoan, inf - 2016
 Moncewicz, Freddie, ss - 1928
Montgomery, Bob, c - 1970-79
 Moore, Bill, c - 1926-27
 Moore, Wilcy, rhp - 1931-32
Morales, Franklin, lhp - 2011-13
Morehead, Dave, rhp - 1963-68
Moreland, Mitch, 1b - 2017-20
 Moret, Roger, lhp - 1970-75
 Morgan, Cy, rhp - 1907-09
 Morgan, Eddie, 1b - 1934
 Morgan, Red, 3b - 1906
 Morris, Ed, rhp - 1928-31
 Morrissey, Deacon, rhp - 1901
Mortensen, Clayton, rhp - 2012-13
 Morton, Guy, c - 1954
Morton, Kevin, lhp - 1991
 Moseley, Earl, rhp - 1913
 Moser, Walter, rhp - 1911
 Moses, Jerry, c - 1965, '68-70
 Moses, Wally, of - 1946-48
 Moskiman, Doc, 1b-of - 1910
Moss, Brandon, of - 2007-08
 Moss, Les, c - 1951

Motter, Taylor, inf - 2021
Moyer, Jamie, lhp - 1996
Mueller, Bill, 3b - 2003-05
 Mueller, Gordie, rhp - 1950
 Muffett, Billy, rhp - 1960-62
Mujica, Edward, rhp - 2014-15
 Mulleavy, Greg, inf - 1933
 Muller, Freddie, inf - 1933-34
 Mulligan, Joe, rhp - 1934
 Mulroney, Frank, rhp - 1930
 Mundy, Bill, 1b - 1913
Muñoz, Yairo, of/inf - 2020-21
Murphy, Chris, lhp - 2023
Murphy, David, of - 2006-07
 Murphy, Johnny, rhp - 1947
Murphy, Rob, lhp - 1989-90
Murphy, Tom, rhp - 1976-77
 Murphy, Walter, rhp - 1931
 Murray, George, rhp - 1923-24
Murray, Matt, rhp - 1995
Muser, Tony, 1b - 1969
 Musser, Paul, rhp - 1919
 Mustaikis, Alex, rhp - 1940
 Myer, Buddy, ss-3b - 1927-28
 Myers, Elmer, rhp - 1920-22
 Myers, Hap, 1b - 1910-11
Myers, Mike, lhp - 2004-05

N (35)

Nabholz, Chris, lhp - 1994
Naehring, Tim, ss-3b - 1990-97
 Nagle, Judge, rhp - 1911
Nagy, Mike, rhp - 1969-72
Napoli, Mike, 1b - 2013-15
 Narleski, Bill, inf - 1929-30
Nava, Daniel, of - 2010, '12-15
Navarro, Yamaico, ss - 2010-11
Neal, Blaine, rhp - 2005
 Neitzke, Ernie, rhp - 1921
Nelson, Bryant, inf-of - 2002
Nelson, Joe, rhp - 2004, '10
 Neubauer, Hal, rhp - 1925
Newhauser, Don, rhp - 1972-74
Newman, Jeff, c - 1983-84
 Newsom, Bobo, rhp - 1937
 Newsome, Dick, rhp - 1941-43
 Newsome, Skeeter, inf - 1941-45
 Niarhos, Gus, c - 1952-53
 Nichols, Chet, lhp - 1960-63
Nichols, Reid, of - 1980-85
 Niemiec, Al, rhp - 1934
 Niles, Harry, of-inf - 1908-10
Nipper, Al, rhp - 1983-87
Nippert, Merlin, rhp - 1962
Nixon, Otis, cf - 1994
 Nixon, Russ, c - 1960-65, '68
Nixon, Trot, rf - 1996, 1998-06
 Nixon, Willard, rhp - 1950-58
Nomo, Hideo, rhp - 2001
 Nonnenkamp, Leo, of - 1938-40
 Nourse, Chet, rhp - 1909
 Nunamaker, Les, c - 1911-14
Nunez, Eduardo, inf - 2017-19
Nunnally, Jon, of - 1999

O (46)

Oberlin, Frank, rhp - 1906-07
O'Berry, Mike, c - 1979
 O'Brien, Buck, rhp - 1911-13
 O'Brien, Jack, of - 1903
O'Brien, Syd, inf - 1969
 O'Brien, Tom, of - 1949-50
 O'Doul, Lefty, lhp - 1923
Offerman, Jose, inf-dh - 1999-02
Ogando, Alexi, rhp - 2015

Oglivie, Ben, of - 1971-73
Ohka, Tomokazu, rhp - 1999-01
Ojeda, Bob, lhp - 1980-85
Okajima, Hideki, lhp - 2007-11
 Okrie, Len, c - 1952
O'Leary, Troy, of - 1995-01
Olerud, John, 1b - 2005
Oliver, Darren, lhp - 2002
 Oliver, Gene, c - 1968
Oliver, Joe, c - 2001
 Oliver, Tom, of - 1930-33
 Olmstead, Hank, rhp - 1905
 Olson, Karl, of - 1951, '53-55
 Olson, Marv, 2b - 1931-33
 Olson, Ted, rhp - 1936-38
 O'Neill, Bill, of - 1904
 O'Neill, Emmett, rhp - 1943-45
 O'Neill, Steve, c - 1924
Ontiveros, Steve, rhp - 2000
 Orme, George, of - 1920
 O'Rourke, Frank, inf - 1922
Ort, Kaleb, rhp - 2021-23
Ortiz, David, dh-1b - 2003-16
Ortiz, Luis, 3b - 1993-94
Osich, Josh, lhp - 2020
 Osinski, Dan, rhp - 1966-67
 Ostdiek, Harry, c - 1908
 Ostermueller, Fritz, lhp - 1934-40
 Ostrowski, John, of-inf - 1948
O'Sullivan, Sean, rhp - 2016
Ottavino, Adam, rhp - 2021
 Owen, Marv, inf - 1940
 Owen, Mickey, c - 1954
Owen, Spike, ss - 1986-88
 Owens, Frank, c - 1905
Owens, Henry, lhp - 2015-16
Owings, Chris, inf - 2019

P (104)

Padilla, Vicente, rhp - 2012
 Pagliaroni, Jim, c - 1955, '60-62
 Palm, Mike, rhp - 1948
Pankovits, Jim, inf - 1990
 Papani, Al, rhp - 1950
 Pape, Larry, rhp - 1909, '11-12
Papelbon, Jonathan, rhp - 2005-11
Papi, Stan, inf - 1979-80
 Parent, Freddy, ss - 1901-07
 Parnell, Mel, lhp - 1947-56
Parrish, Larry, 1b-dh - 1988
 Partee, Roy, c - 1943-44, '46-47
 Partenheimer, Stan, lhp - 1944
 Paschal, Ben, of - 1920
 Patten, Casey, lhp - 1908
Patterson, Eric, inf-of - 2010
 Patterson, Hank, c - 1932
 Patten, Marty, rhp - 1972-73
Pauley, David, rhp - 2006, '08
 Pavletich, Don, c - 1970-71
Paxton, James, lhp - 2023
Paxton, Mike, rhp - 1977
Payton, Jay, of - 2005
Peacock, Brad, rhp - 2021
 Peacock, Johnny, c - 1937-44
Pearce, Steve, 1b - 2018-19
Peavy, Jake, rhp - 2013-14
Pedroia, Dustin, 2b - 2006-19
Peguero, Carlos, of - 2015
 Pelagrini, Eddie, inf - 1946-47
Pemberton, Rudy, of - 1996-97
Pena, Alejandro, rhp - 1995
Pena, Carlos, 1b - 2006
Pena, Jesus, lhp - 2000
Pena, Juan, rhp - 1999
Peña, Tony, c - 1990-93

All-Time Roster, Continued

Pena, Wily Mo, of-dh - 2006-07
Pennington, Brad, lhp - 1996
Pennock, Herb, lhp - 1915-17, '19-22, '34
Penny, Brad, rhp - 2009
Peraza, José, inf - 2020
Pérez, Martín, lhp - 2020-21
Perez, Tony, 1b-dh - 1980-82
Perisho, Matt, lhp - 2005
Perrin, Jack, of - 1921
Person, Robert, rhp - 2003
Pertica, Bill, rhp - 1918
Pesky, Johnny, ss-3b - 1942, '46-52
Petagine, Roberto, 1b - 2005
Peters, Gary, lhp - 1970-72
Peterson, Bob, c - 1906-07
Petrocelli, Rico, ss-3b - 1963, '65-76
Petry, Dan, rhp - 1991
Pham, Tommy, of - 2022
Phillee, Dave, of - 1962
Phillips, Brandon, inf - 2018
Phillips, Ed, rhp - 1970
Pichardo, Hipolito, rhp - 2000-01
Picinich, Val, c - 1923-25
Pickering, Calvin, 1b-dh - 2001
Pickering, Urbane, 3b - 1931-32
Pierce, Jeff, rhp - 1995
Piercy, Bill, rhp - 1922-24
Piersall, Jimmy, cf - 1950, '52-58
Pierzynski, A.J., c - 2014
Pillar, Kevin, of - 2020
Pineiro, Joel, rhp - 2007
Pipgras, George, rhp - 1933-35
Pirki, Greg, 1b - 1996
Pittenger, Pinky, of-inf - 1921-23
Pivetta, Nick, rhp - 2020-23
Pizarro, Juan, lhp - 1968-69
Plantier, Phil, of - 1990-92
Plawecki, Kevin, c - 2020-22
Plews, Herb, 2b - 1959
Plympton, Jeff, rhp - 1991
Podsednik, Scott, of - 2012
Poindexter, Jennings, lhp - 1936
Pole, Dick, rhp - 1973-76
Polly, Nick, 3b - 1945
Pomeranz, Drew, lhp - 2016-18
Pond, Ralph, of - 1910
Porcello, Rick, rhp - 2015-19
Poquette, Tom, of - 1979, '81
Porter, Dick, of - 1934
Porterfield, Bob, rhp - 1956-58
Portugal, Mark, rhp - 1999
Potter, Nelson, rhp - 1941
Poulsen, Ken, inf - 1967
Poyner, Bobby, lhp - 2018-19
Pozo, Arquimede, inf - 1996-97
Pratt, Del, 2b - 1921-22
Pratt, Larry, c - 1914
Prentiss, George, rhp - 1901-02
Price, David, lhp - 2016-19
Price, Joe, lhp - 1989
Pride, Curtis, of-dh - 1997, '00
Prothro, Doc, 3b - 1925
Pruett, Tex, rhp - 1907-08
Puello, César, of - 2020
Pulsipher, Bill, lhp - 2001
Punto, Nick, inf - 2012
Purtell, Billy, inf - 1910-11
Pytlak, Frankie, c - 1941, '45-46

Q (6)

Quantrill, Paul, rhp - 1992-94
Quinn, Frank, rhp - 1949-50
Quinn, Jack, rhp - 1922-25
Quinones, Rey, ss - 1986
Quintana, Carlos, 1b-of - 1988-91, '93
Quiroz, Guillermo, c - 2012

R (112)

Radatz, Dick, rhp - 1962-66
Rader, Dave, c - 1980
Rafaela, Ceddanne, inf/of - 2023
Rainey, Chuck, rhp - 1979-82
Ramírez, Erasmo, rhp - 2019
Ramírez, Hanley, inf - 2005, '15-18
Ramírez, Manny, lf - 2001-08
Ramírez, Noe, rhp - 2015-17
Ramírez, Ramon, rhp - 2009-10
Ranaudo, Anthony, rhp - 2014
Rapp, Pat, rhp - 1999
Reardon, Jeff, rhp - 1990-92
Reeder, Johnny, 1b - 1932
Reddick, Josh, of - 2009-11
Reed, Addison, rhp - 2017
Reed, Jerry, rhp - 1990
Reed, Jody, 2b-ss - 1987-92
Reese, Pokey, ss-2b - 2004
Reeves, Bobby, inf - 1929-31
Refsnyder, Rob, of - 2022-23
Regan, Bill, 2b - 1926-30
Rehg, Wally, of - 1913-15
Reichle, Dick, of - 1922-23
Remlinger, Mike, lhp - 2005
Remmerswaal, Win, rhp - 1979-80
Remy, Jerry, 2b - 1978-84
Renda, Tony, inf - 2018
Renfro, Hunter, of - 2021
Renko, Steve, rhp - 1979-80
Renna, Bill, of - 1958-59
Renteria, Edgar, ss - 2005
Repko, Jason, of - 2012
Repulski, Rip, of - 1960-61
Reyes, Carlos, rhp - 1998
Reyes, Dennys, lhp - 2011
Reyes, Pablo, inf/of - 2023
Reynolds, Carl, of - 1934-35
Rhodes, Gordon, rhp - 1932-35
Rhodes, Tuffy, of - 1995
Rhyne, Hal, ss - 1929-32
Rice, Jim, lf-dh - 1974-89
Rich, Woody, rhp - 1939-41
Richards, Garrett, rhp - 2021
Richardson, Dustin, lhp - 2009-10
Richardson, Jeff, inf - 1993
Richter, Al, ss - 1951, '53
Riggert, Joe, of - 1911
Rigney, Topper, ss - 1926-27
Riles, Ernest, inf - 1993
Rios, Yacksel, rhp - 2021
Ripley, Allen, rhp - 1978-79
Ripley, Walt, rhp - 1935
Rising, Pop, of - 1905
Riske, David, rhp - 2006
Ritchie, Jay, rhp - 1964-65
Rivera, Luis, ss - 1989-93
Rivero, Carlos, inf - 2014
Roberts, Dave, of - 2004
Roberts, Ryan, inf - 2014
Robertson, Nick, rhp - 2023

Robidoux, Billy Jo, 1b - 1990
Robinson, Aaron, c - 1951
Robinson, Floyd, of - 1968
Robinson, Jack, rhp - 1949
Robles, Hansel, rhp - 2021-22
Rochford, Mike, lhp - 1988-90
Rodgers, Bill, 2b - 1915
Rodriguez, Carlos, inf - 1994-95
Rodriguez, Eduardo, lhp - 2015-19, '21
Rodriguez, Frankie, rhp - 1995
Rodriguez, Joely, lhp - 2023
Rodriguez, Steve, inf - 1995
Rodriguez, Tony, inf - 1996
Rogell, Billy, inf - 1925, '27-28
Rogers, Lee, lhp - 1938
Roggenburk, Garry, lhp - 1966, '68-69
Rohr, Billy, lhp - 1967
Rollings, Red, inf - 1927-28
Romero, Ed, inf - 1986-89
Romero, J.C., lhp - 2007
Romero, Mandy, c - 1998
Romero, Niuman, inf - 2010
Romine, Kevin, of - 1985-91
Romo, Vicente, rhp - 1969-70
Rosar, Buddy, c - 1950-51
Rose, Brian, rhp - 1997-00
Rosenthal, Simon, of - 1925-26
Ross, Buster, lhp - 1924-26
Ross, Cody, of - 2012
Ross, David, c - 2008, '13-14
Ross Jr., Robbie, lhp - 2015-17
Roth, Braggio, cf - 1919
Rothrock, Jack, rhp - 1925-32
Rowland, Rich, c - 1994-95
Royer, Stan, inf - 1994
Rudi, Joe, of - 1981
Ruel, Muddy, c - 1921-22, '31
Ruffing, Red, rhp - 1924-30
Runnels, Pete, 2b-1b - 1958-62
Rupe, Ryan, rhp - 2003
Russell, Allan, rhp - 1919-22
Russell, Jack, rhp - 1926-32, '36
Russell, Jeff, rhp - 1993-94
Russell, Rip, 3b - 1946-47
Ruth, Babe, lhp-of - 1914-19
Rutledge, Josh, inf - 2015-17
Ryan, Jack, rhp - 1909
Ryan, Jack, of - 1929
Ryan, Ken, rhp - 1992-95
Ryan, Mike, c - 1964-67
Ryba, Mike, rhp - 1941-46
Rye, Gene, of - 1931

S (197)

Saberhagen, Bret, rhp - 1997-01
Sadler, Donnie, 2b-ss - 1998-00
Sadowski, Bob, rhp - 1966
Sadowski, Ed, c - 1960
Saito, Takashi, rhp - 2009
Sale, Chris, lhp - 2017-19, '21-23
Saltalamacchia, Jarrod, c - 2010-13
Sambito, Joe, lhp - 1986-87
Sanchez, Angel, inf - 2010
Sanchez, Freddy, inf - 2002-03
Sanchez, Rey, inf - 2002
Sánchez, Yolmer, inf - 2022
Sanders, Ken, rhp - 1966
Sandoval, Pablo, 3b - 2015-17
Santana, Danny, inf/of - 2021

Santana, Marino, rhp - 1999
Santiago, Jose, rhp - 1966-70
Santos, Angel, inf - 2001
Satriano, Tom, c - 1969-70
Sauerbeck, Scott, lhp - 2003
Sawamura, Hirokazu, rhp - 2021-22
Sax, Dave, c - 1985-87
 Sayles, Bill, rhp - 1939
 Scarborough, Ray, rhp - 1951-52
 Scarritt, Russ, lf - 1929-31
 Schang, Wally, c-of - 1918-20
 Schanz, Charley, rhp - 1950
 Scherbarth, Bob, c - 1950
 Schilling, Chuck, 2b - 1961-65
Schilling, Curt, rhp - 2004-07
Schiraldi, Calvin, rhp - 1986-87
 Schlesinger, Bill, of - 1965
 Schlitzer, Biff, rhp - 1909
 Schmees, George, lhp - 1952
Schmidt, Dave, c - 1981
 Schmitz, Johnny, lhp - 1956
Schoeneweis, Scott, lhp - 2010
 Schofield, Dick, inf - 1969-70
Schourek, Pete, lhp - 1998, '00-01
 Schrecongost, Ossee, c - 1901
Schreiber, John, rhp - 2021-23
 Schroll, Al, rhp - 1958-59
Schwall, Don, rhp - 1961-62
Schwarber, Kyle, of - 2021
 Scott, Everett, ss - 1914-21
 Scott, George, 1b - 1966-71, '77-79
Scott, Robby, lhp - 2016-18
Scott, Tayler, rhp - 2023
Scutaro, Marco, ss - 2010-11
Seabold, Connor, rhp - 2021-22
Seanez, Rudy, rhp - 2003, '06
 Seaver, Tom, rhp - 1986
 Seeds, Bob, inf-of - 1933-34
Segui, Diego, rhp - 1974-75
Seibel, Phil, lhp - 2004
 Selbach, Kip, of - 1904-06
Selby, Bill, inf - 1996
Sele, Aaron, rhp - 1993-97
Sellers, Jeff, rhp - 1985-88
Selsky, Steve, of-inf - 2017
 Settlemyre, Merle, lhp - 1928
 Shaner, Wally, of - 1926-27
 Shanks, Howard, inf - 1923-24
 Shannon, Red, 2b - 1919
 Shaw, Al, c - 1907
Shaw, Travis, inf - 2015-16, '21-22
Shawaryn, Mike, rhp - 2019
 Shea, John, lhp - 1928
 Shea, Merv, c - 1933
Sheaffer, Danny, c - 1987
Shealy, Ryan, 1b - 2010
 Shean, Dave, 2b - 1918-19
Sheets, Andy, inf - 2000
Sheldon, Rollie, rhp - 1966
Shepherd, Keith, rhp - 1995
 Sheridan, Neill, of - 1948
Sherriff, Ryan, lhp - 2023
 Shields, Ben, lhp - 1930
Shiell, Jason, rhp - 2003
 Shofner, Strick, 3b - 1947
Shoppach, Kelly, c - 2005, '12
 Shore, Ernie, rhp - 1914-17
 Short, Bill, lhp - 1966
 Shorten, Chick, of - 1915-17
Shouse, Brian, lhp - 1998
Shumpert, Terry, inf - 1995
 Siebern, Norm, 1b-of - 1967-68
Siebert, Sonny, rhp - 1969-73
 Simmons, Al, of - 1943

Simmons, Pat, rhp - 1928-29
 Sisler, Dave, rhp - 1956-59
Sizemore, Grady, of - 2014
Sizemore, Ted, 2b - 1979-80
 Skinner, Camp, of - 1923
Skok, Craig, lhp - 1973
 Slattery, Jack, c - 1901
 Slayton, Steve, rhp - 1928
Slocumb, Heathcliff, rhp - 1996-97
 Small, Charley, of - 1930
 Smith, Al, 3b-of - 1964
 Smith, Bob, lhp - 1955
 Smith, Bob Riverboat, lhp - 1958
 Smith, Broadway Aleck, c - 1903
Smith, Carson, rhp - 2016-18
 Smith, Charley, rhp - 1909-11
Smith, Chris, rhp - 2008
Smith, Dan, rhp - 2000
 Smith, Doug, lhp - 1912
 Smith, Eddie, lhp - 1947
 Smith, Elmer, of - 1922
 Smith, Frank, rhp - 1910-11
 Smith, George, C., 2b - 1966
 Smith, George, S., rhp - 1930
 Smith, John, 1b - 1931
Smith, Josh, rhp - 2019
Smith, Lee, rhp - 1988-90
 Smith, Paddy, c - 1920
Smith, Pete, rhp - 1962-63
Smith, Reggie, cf-rf - 1966-73
Smith, Zane, lhp - 1995
Smithson, Mike, rhp - 1988-89
Smoltz, John, rhp - 2009
 Snell, Wally, c - 1913
Snopek, Chris, inf - 1998
Snow, J.T., 1b - 2006
Snyder, Brandon, inf - 2013
Snyder, Earl, 3b - 2004
Snyder, Kyle, rhp - 2006-08
 Solters, Moose, of - 1934-35
 Sommers, Rudy, lhp - 1926-27
 Sothoron, Allan, rhp - 1921
 Spanswick, Bill, lhp - 1964
 Sparks, Tully, rhp - 1902
 Speaker, Tris, cf - 1907-15
Spears, Nate, inf - 2011-12
 Spence, Stan, of - 1940-41, '48-49
 Spencer, Tubby, c - 1909
 Spognardi, Andy, inf - 1932
Sprague, Ed, inf - 2000
 Spring, Jack, lhp - 1957
Springs, Jeffrey, lhp - 2020
Sprowl, Bobby, lhp - 1978
 Stahl, Chick, cf - 1901-06
 Stahl, Jake, 1b-c - 1903, '08-10, '12-13
Stairs, Matt, of - 1995
 Stallard, Tracy, rhp - 1960-62
 Standaert, Jerry, 1b - 1929
 Stange, Lee, rhp - 1966-70
Stanifer, Rob, rhp - 2000
Stanley, Bob, rhp - 1977-89
Stanley, Mike, c-1b - 1996-00
 Stansbury, John, 3b - 1918
Stanton, Mike, lhp - 1995-96, '05
Stapleton, Dave, inf - 1980-86
 Statz, Jigger, of - 1920
 Steele, Elmer, rhp - 1907-09
 Steiner, Ben, 2b - 1945-46
 Steiner, Red, c - 1945
Stenhouse, Mike, of-1b - 1986
 Stephens, Gene, of - 1952-53, '55-60
 Stephens, Vern, ss-3b - 1948-52
 Stephenson, Jerry, rhp - 1963, '65-68
Stern, Adam, of - 2005-06

Stewart, Sammy, rhp - 1986
Stewart, Zach, rhp - 2012
Stigman, Dick, lhp - 1966
 Stimson, Carl, rhp - 1923
 Stobbs, Chuck, lhp - 1947-51
Stock, Robert, rhp - 2020
 Stokes, Al, c - 1925-26
 Stone, Dean, lhp - 1957
 Stone, George, of - 1903
Stone, Jeff, of - 1989-90
 Storie, Howie, c - 1931-32
Story, Trevor, 2b-ss - 2022-23
Strahm, Matt, lhp - 2022
 Stringer, Lou, inf - 1948-50
 Strunk, Amos, of - 1918-19
 Stuart, Dick, 1b - 1963-64
 Stumpf, George, of - 1931-33
 Sturdivant, Tom, rhp - 1960
Stynes, Chris, inf-of - 2001
 Suckecki, Jim, rhp - 1950
 Sullivan, Denny, cf - 1907-08
 Sullivan, Frank, rhp - 1953-60
 Sullivan, Haywood, c - 1955, '57, '59-60
Sullivan, Marc, c - 1982, '84-87
 Sumner, Carl, of - 1928
Suppan, Jeff, rhp - 1995-97, '03
 Susce, George, D., rhp - 1955-58
Swanton, Drew, inf - 2011
 Sutton, Bill, inf - 1914
 Sweeney, Bill, 1b - 1930-31
Sweeney, Ryan, of - 2012
Swihart, Blake, c-of - 2015-19
Swindell, Greg, lhp - 1998
 Swormstedt, Len, rhp - 1906

T (60)

Tabor, Jim, 3b - 1938-44
 Taft, Doug, of - 1928-29
Tanana, Frank, lhp - 1981
 Tannehill, Jesse, lhp - 1904-08
Tapia, Domingo, rhp - 2020
Tapia, Raimel, of - 2023
 Tarbert, Arlie, of - 1927-28
Tartabull, Jose, of - 1966-68
Tarver, La Schelle, of - 1986
Tasby, Willie, cf - 1960
 Tate, Bennie, c - 1932
Tatum, Jim, 3b - 1996
Tatum, Ken, rhp - 1971-73
Tavares, Jesus, of - 1997
Tavarez, Julian, rhp - 2006-08
Taylor, Ben, rhp - 2017
 Taylor, Harry, rhp - 1950-52
Taylor, Josh, lhp - 2019-21
Taylor, Scott, lhp - 1992-93
Tazawa, Junichi, rhp - 2009, '11-16
 Tebbetts, Birdie, c - 1947-50
 Terry, Yank, rhp - 1940, '42-45
 Thielman, Jake, rhp - 1908
 Thomas, Blaine, rhp - 1911
 Thomas, Fred, 3b - 1918
Thomas, George, of - 1966-71
Thomas, Justin, lhp - 2012
 Thomas, Lee, 1b-rf - 1964-65
 Thomas, Pinch, c - 1912-17
 Thomas, Tommy, rhp - 1937
 Thomson, Bobby, of - 1960
 Thoney, Jack, of - 1908-09, '11
 Thornhahlen, Hank, lhp - 1921
Thornburg, Tyler, rhp - 2018-19
Thornton, Matt, lhp - 2013
 Throneberry, Fayette, of - 1952, '55-57
Thurston, Joe, inf - 2008
Tiant, Luis, rhp - 1971-78

All-Time Roster, Continued

Tillman, Bob, c - 1962-67
Timlin, Mike, rhp - 2003-08
Tinsley, Lee, of - 1994-96
Tobin, Jack, of - 1926-27
Tobin, Jackie, 3b - 1945
Todd, Phil, 1b - 1924-30
Tolar, Kevin, lhp - 2003
Tomberlin, Andy, of - 1994
Tonneman, Tony, c - 1911
Torrez, Mike, rhp - 1978-82
Traber, Billy, lhp - 2009
Trautwein, John, rhp - 1988
Travis, Sam, 1b - 2017-19
Triggs, Andrew, rhp - 2020
Trimble, Joe, rhp - 1955
Trlicek, Ricky, rhp - 1994, '97
Trout, Dizzy, rhp - 1952
Truesdale, Frank, 2b - 1918
Trujillo, Mike, rhp - 1985-86
Tudor, John, lhp - 1979-83
Turley, Bob, rhp - 1963
Turner, Justin, inf-dh - 2023

U (5)

Uehara, Koji, rhp - 2013-16
Umphlett, Tom, cf - 1953
Unglaub, Bob, inf - 1904-05, '07-08
Urbina, Ugueth, rhp - 2001-02
Urias, Luis, inf - 2023

V (36)

Vache, Tex, of - 1925
Valdez, Carlos, rhp - 1998
Valdez, Emmanuel, inf - 2023
Valdez, Julio, ss - 1980-83
Valdez, Phillips, rhp - 2020-22
Valdez, Sergio, rhp - 1994
Valencia, Danny, 3b - 2012
Valentin, John, ss-3b - 1992-01
Valle, Dave, c - 1994
Van Camp, Al, of-1b - 1931-32
Vandenburgh, Hy, rhp - 1935
Van Buren, Jermaine, rhp - 2006
Van Dyke, Ben, lhp - 1912
VanEgmond, Tim, rhp - 1994-95
Van Every, Jonathan, of - 2008-10
Varitek, Jason, c - 1997-11
Varvaro, Anthony, rhp - 2015
Vaughn, Mo, 1b - 1991-98
Vázquez, Christian, c - 2014, '16-22
Vazquez, Ramon, inf - 2005
Veach, Bobby, rhp - 1924-25
Veale, Bob, lhp - 1972-74
Velazquez, Gil, inf - 2008-09
Velazquez, Hector, rhp - 2017-19
Veras, Dario, rhp - 1998
Veras, Wilton, 3b - 1999-00
Verdugo, Alex, of - 2020-23
Vernon, Mickey, 1b - 1956-57
Vick, Sammy, of - 1921
Victorino, Shane, of - 2013-15
Villarreal, Brayán, rhp - 2013
Viola, Frank, lhp - 1992-94
Vitt, Oscar, inf - 1919-21
Vollmer, Clyde, of - 1950-53
Volz, Jake, rhp - 1901
Vosmik, Joe, lf - 1938-39

W (114)

Wacha, Michael, rhp - 2022
Wade, Jake, lhp - 1939
Wagner, Charlie, rhp - 1938-42, '46
Wagner, Billy, lhp - 2009
Wagner, Gary, rhp - 1969-70
Wagner, Hal, c - 1944, '46-47
Wagner, Heinie, ss-2b - 1906-13, '15-16, '18
Wakefield, Tim, rhp - 1995-11
Walberg, Rube, lhp - 1934-37
Walden, Marcus, rhp - 2018-20
Walker, Chico, of - 1980-81, '83-84
Walker, Tillie, cf - 1916-17
Walker, Todd, 2b - 2003
Wall, Murray, rhp - 1957-59
Walsh, Jimmy, of - 1916-17
Walter, Brandon, lhp - 2023
Walters, Bucky, inf - 1933-34
Walters, Fred, c - 1945
Walters, Roxy, c - 1919-23
Wambsgans, Bill, 2b - 1924-25
Wanninger, Pee Wee, ss - 1927
Warner, John, c - 1902
Warstler, Rabbit, ss-2b - 1930-33
Wasdin, John, rhp - 1997-00
Waslewski, Gary, rhp - 1967-68
Watson, Bob, 1b - 1979
Watwood, Johnny, of-1b - 1932-33
Weaver, Monte, rhp - 1939
Webb, Earl, rf - 1930-32
Weber, Ryan, rhp - 2019-21
Webster, Allen, rhp - 2013-14
Webster, Lenny, c - 1999
Webster, Ray, 2b - 1960
Wedge, Eric, c - 1991-92, '94
Weeks, Jemile, inf-of - 2014-15
Weiland, Bob, lhp - 1932-34
Weiland, Kyle, rhp - 2011
Weiss, Zack, rhp - 2023
Welch, Frank, of - 1927
Welch, Herb, ss - 1925
Welch, Johnny, rhp - 1932-36
Wells, David, lhp - 2005-06
Welzer, Tony, rhp - 1926-27
Wenz, Fred, rhp - 1968-69
Werber, Bill, inf - 1933-36
Werle, Bill, lhp - 1953-54
Wertz, Vic, 1b - 1959-61
West, David, lhp - 1998
Wheeler, Dan, rhp - 2011
White, Matt, lhp - 2003
White, Sammy, c - 1951-59
Whiteman, George, of - 1907, '18
Whiten, Mark, rf - 1995
Whitlock, Garrett, rhp - 2021-23
Whitt, Ernie, c - 1976
Whidmar, Al, rhp - 1947
Wight, Bill, lhp - 1951-52
Wilber, Del, c - 1952-54
Wilhoit, Joe, of - 1919
Williams, Dana, lf - 1989
Williams, Dave, lhp - 1902
Williams, Denny, of - 1924-25, '28
Williams, Dib, inf - 1935
Williams, Dick, inf-of - 1963-64
Williams, Ken, of - 1928-29
Williams, Randy, lhp - 2011
Williams, Rip, 1b-c - 1911
Williams, Stan, rhp - 1972
Williams, Ted, lf - 1939-42, '46-60

Williamson, Scott, rhp - 2003-04
Willoughby, Jim, rhp - 1975-77
Wills, Ted, lhp - 1959-62
Wilson, Alex, rhp - 2013-14
Wilson, Archie, of - 1952
Wilson, Duane, lhp - 1958
Wilson, Earl, rhp - 1959-60, '62-66
Wilson, Gary, 2b - 1902
Wilson, Jack, rhp - 1935-41
Wilson, Jim, rhp - 1945-46
Wilson, John, rhp - 1927-28
Wilson, Les, of - 1911
Wilson, Squanto, 1b - 1914
Wilson, Jack, rhp - 1926-28
Winkowski, Josh, rhp - 2022-23
Wingfield, Ted, rhp - 1924-27
Winn, George, lhp - 1919
Winningham, Herm, of - 1992
Winsett, Tom, rhp - 1930-31, '33
Winter, George, rhp - 1901-08
Winters, Clarence, rhp - 1924
Wise, Rick, rhp - 1974-77
Wittig, Johnny, rhp - 1949
Wolcott, Bob, rhp - 1999
Wolfe, Larry, inf - 1979-80
Wolter, Harry, lhp - 1909
Wong, Connor, c - 2021-23
Wood, Smoky Joe, rhp - 1908-15
Wood, Joe, rhp - 1944
Wood, Ken, of - 1952
Wood, Wilbur, lhp - 1961-64
Woodard, Steve, rhp - 2003
Woods, John, rhp - 1924
Woods, Pinky, rhp - 1943-45
Woodward, Chris, inf - 2009
Woodward, Rob, rhp - 1985-88
Wooten, Shawn, c-of - 2005
Workman, Brandon, rhp - 2013-14, '17-21
Workman, Hoge, rhp - 1924
Worthington, Al, rhp - 1960
Wright, Jim, rhp - 1978-79
Wright, Steven, rhp - 2013-19
Wright, Tom, of - 1948-51
Wyatt, John, rhp - 1966-68
Wyckoff, John, rhp - 1916-18

X (0)

Y (9)

Yastrzemski, Carl, lf-1b - 1961-83
Yerkes, Steve, 2b-ss - 1909, '11-14
York, Rudy, 1b - 1946-47
Yoshida, Masataka, of - 2023
Youkilis, Kevin, 1b-3b - 2004-12
Young, Chris, of - 2016-17
Young, Cy, rhp - 1901-08
Young, Matt, lhp - 1991-92
Young, Tim, lhp - 2000

Z (8)

Zahniser, Paul, rhp - 1925-26
Zarilla, Al, of - 1949-50, '52-53
Zauscher, Norm, 1b - 1951, '55-57
Zeiser, Matt, rhp - 1914
Ziegler, Brad, rhp - 2016
Zink, Charlie, rhp - 2008
Zuber, Bill, rhp - 1946-47
Zupcic, Bob, of - 1991-94

Relatives Who Played For the Red Sox

BROTHERS	POS.	YEARS	FATHERS/SONS	POS.	YEARS
Barrett, Marty	2B	1982-90	Camilli, Dolf	1B	1945
Barrett, Tommy	2B	1992	Camilli, Doug	Coach	1970-73
Carlyle, Roy	OF	1925-26	Connolly, Sr., Ed	C	1929-32
Carlyle, Cleo	OF	1927	Connolly, Jr., Ed	LHP	1964
Conigliaro, Tony	OF, DH	1964-67, 69-70, 75	Ellsworth, Dick	LHP	1968-69
Conigliaro, Billy	OF	1969-71	Ellsworth, Steve	RHP	1988
Drew, J.D.	RF	2007-11	Ripley, Walt	RHP	1935
Drew, Stephen	SS	2013	Ripley, Allen	RHP	1978-79
Ferrell, Rick	C	1933-37	Sullivan, Haywood	C	1955, '57, 1959-60
Ferrell, Wes	RHP	1934-37	Sullivan, Marc	C	1982, '84-'87
Gaston, Alex	C	1926, 1929	Wood, Smoky Joe	RHP	1908-15
Gaston, Milt	RHP	1929-31	Wood, Joe	RHP	1944
Heving, Johnnie	C	1924-25, 1928-30	GRANDFATHER/SON	POS.	YEARS
Heving, Joe	RHP	1938-40	Collins, John "Shano"	OF	1921-25
Hughes, Long Tom	RHP	1902-03	Gallagher, Bob	PH-PR	1972
Hughes, Ed	RHP	1905-06	Dente, Sam	3B	1947
Johnson, Roy	OF	1932-35	Porcello, Rick	RHP	2015-18
Johnson, Bob	OF	1944-45	UNCLE/NEPHEW	POS.	YEARS
Martinez, Pedro	RHP	1998-04	Aviles, Ramon	INF	1977
Martinez, Ramon	RHP	1999-00	Aviles, Mike	INF	2011-12
Sadowski, Ed	C	1960	Batts, Matt	C	1947-51
Sadowski, Bob	RHP	1966	Heep, Danny	OF	1989-90
			Dallessandro, Dom	OF	1937
			Gernert, Dick	1B-OF	1952-59

RED SOX PLAYERS LOST IN EXPANSION DRAFTS

1960 – To Los Angeles Angels: RHP Jerry Casale, INF Jim Fregosi, RHP Fred Newman, C Ed Sadowski
To Washington Senators: INF Jim Mahoney, RHP Tom Sturdivant, C Haywood Sullivan, OF Willie Tasby

1968 – To Kansas City Royals: INF Jerry Adair, INF Joe Foy, RHP Dave Morehead
To Seattle Pilots: RHP Dick Baney, RHP Gary Bell, RHP Darrell Brandon

1976 – To Seattle Mariners: RHP Steve Burke, OF Luis Delgado, LHP Rick Jones, RHP Dick Pole
To Toronto Blue Jays: C Ernie Whitt

1992 – To Colorado Rockies: INF Jody Reed, C Eric Wedge

1997 – To Arizona Diamondbacks: RHP Jeff Suppan
To Tampa Bay Devil Rays: RHP Jim Mecir

Red Sox Hall of Fame/Cooperstown

Since its inception in 1995, the **Red Sox Hall of Fame** has recognized the outstanding careers of former Red Sox players and managers. Selections are made by a committee comprised of club executives, local and national media members, historians, and fan representatives.

To be eligible for nomination, players and managers must have spent at least three years with the Red Sox and have been out of uniform as an active player or manager at least three years.

Also eligible for induction are non-playing and non-managing personnel, which include front office executives, broadcasters, scouts and coaches, as well as other deserving members of the Red Sox organization.

The committee also singles out a memorable moment in Red Sox history for special recognition.



Red Sox Hall of Fame Classes

1995: Tony Conigliaro, Joe Cronin, Dom DiMaggio, Bobby Doerr, Rick Ferrell, Frank Malzone, Herb Pennock, Johnny Pesky, Jim Rice, Red Ruffing, Babe Ruth, Ted Williams, Smokey Joe Wood, Carl Yastrzemski, Jean Yawkey, Tom Yawkey

1997: Carlton Fisk, Jimmie Foxx, Harry Hooper, Dick O'Connell, Mel Parnell, Rico Petrocelli, Dick Radatz, Luis Tiant, Cy Young

2000: Ken Coleman, Dwight Evans, Larry Gardner, Curt Gowdy, Jackie Jensen, Ned Martin, Bill Monbouquette, Reggie Smith, Tris Speaker, Bob Stanley

2002: Rick Burleson, Boo Ferriss, Lou Gorman, Lefty Grove, John Harrington, Tex Hughson, Duffy Lewis, Jim Lonborg, Fred Lynn

2004: Wade Boggs, Bill Carrigan, Jimmy Collins, Dennis Eckersley, Billy Goodman, Bruce Hurst, Ben Mondor, Pete Runnels, Haywood Sullivan

2006: Dick Bresciani, Eddie Collins, Ellis Kinder, Joe Morgan, Jerry Remy, George Scott, Vern Stephens, Dick Williams

2008: George Digby, Wes Ferrell, Mike Greenwell, Ed Kenney Sr., Bill Lee, Everett Scott, Frank Sullivan, Mo Vaughn

2010: Tommy Harper, Eddie Kasko, Jimmy Piersall, John Valentin, Don Zimmer

2012: Marty Barrett, Ellis Burks, Joe Dobson, Dutch Leonard, Joe Mooney, Curt Schilling, John I. Taylor

2014: Joe Castiglione, Roger Clemens, Nomar Garciaparra, Pedro Martinez

2016: Ira Flagstead, Larry Lucchino, Jason Varitek, Tim Wakefield

2018: Arthur D'Angelo, John Frank "Buck" Freeman, Alphonso "Al" Green, Derek Lowe, Mike Lowell, Kevin Youkilis

2020: Bill Dinneen, Dan Duquette, Rich Gedman, David Ortiz, Manny Ramirez

2024: Trot Nixon, Jonathan Papelbon, Dustin Pedroia, Elaine Steward (to be officially inducted on 5/29/24)

Red Sox Hall of Fame Memorable Moments

1995: Roger Clemens' 20-strikeout game on 4/29/1986 vs. Seattle in Fenway Park.

1997: Carlton Fisk's 12th-inning, winning HR in Game 6 of the 1975 World Series vs. Cincinnati.

2000: Dave Henderson's 9th-inning, 2-out, go-ahead HR in Game 5 of the 1986 ALCS in Anaheim.

2002: Earl Wilson's no-hit game vs. the Los Angeles Angels on 6/26/1962 in Fenway Park, the first by an African-American in AL history.

2004: Bernie Carbo's 2-out, pinch-hit, game-tying, 3-run HR in the 8th inning of Game 6 in the 1975 World Series vs. Cincinnati in Fenway Park.

2006: Dave Roberts' 9th-inning stolen base in Game 4 of the 2004 ALCS vs. the Yankees in Fenway Park.

2008: Curt Schilling's ALCS Game 6 win in Yankee Stadium on 10/19/2004; Ted Williams' last HR on his final at-bat on 9/28/1960 in Fenway Park.

2010: Tom Brunansky's sliding catch vs. the White Sox to end the season and clinch the AL East on 10/3/1990.

2012: The final game of the 1967 season (10/1) when the Red Sox clinched the pennant, featuring Carl Yastrzemski and Jim Lonborg.

2014: Pedro Martinez's 17-strikeout, one-hit game vs. the Yankees in New York on 9/10/99.

2016: David Ortiz's game-tying grand slam in Game 2 of the 2013 ALCS vs. the Detroit Tigers.

2018: Pumpsie Green's Major League debut on 7/21/1959 at Comiskey Park, as he became the first African-American player in Red Sox history.

2020: The Red Sox' 3-0, World Series-clinching win over the St. Louis Cardinals on October 27, 2004.

2024: Billy Rohr's one-hitter against the New York Yankees on April 14, 1967 (to be officially recognized on 5/29/24)

Red Sox Hall of Fame/Cooperstown, Continued

Below are the **100 members of the Red Sox Hall of Fame**. The Class of 2024—Trot Nixon, Jonathan Papelbon, Dustin Pedroia, and Elaine Steward—is scheduled to be inducted on 5/29/24.

The 20 individuals who have been inducted to both the Red Sox Hall of Fame and National Baseball Hall of Fame *for their playing careers* are in **red boldface**.

Eddie Collins (executive), Dick Williams (manager), and Tom Yawkey (executive) have also been inducted into both Hall of Fames, while Curt Gowdy and Joe Castiglione were awarded the National Baseball Hall of Fame's Ford C. Frick Award.

Name (Pos., Years with BOS)	Inducted	Name (Pos., Years with BOS)	Inducted
Barrett, Marty (2B, 1982-90).....	2012	Lonborg, Jim (RHP, 1965-71).....	2002
Boggs, Wade (3B, 1982-92).....	2004	Lowe, Derek (RHP, 1997-2004).....	2018
Bresciani, Dick (Executive, 1972-2014).....	2006	Lowell, Mike (3B, 2006-10).....	2018
Burks, Ellis (CF, 1987-92, 2004).....	2012	Lucchino, Larry (President/CEO, 2002-2015).....	2016
Burleson, Rick (SS, 1974-80).....	2002	Lynn, Fred (CF, 1974-80).....	2002
Carrigan, Bill (C/Manager, 1906, '08-16, '27-29).....	2004	Malzone, Frank (3B, 1955-65).....	1995
Castiglione, Joe% (Broadcaster, 1983-present)....	2014	Martin, Ned (Broadcaster, 1961-92).....	2000
Clemens, Roger (RHP, 1984-96).....	2014	Martinez, Pedro* (RHP, 1998-2004).....	2014
Coleman, Ken (Broadcaster, 1966-74, '79-89).....	2000	Monbouquette, Bill (RHP, 1958-65).....	2000
Collins, Eddie* (Executive, 1933-51).....	2006	Mondor, Ben (PawSox Owner, 1977-2010).....	2004
Collins, Jimmy* (3B/Manager, 1901-07).....	2004	Mooney, Joe (Groundskeeper, 1970-2011).....	2012
Conigliaro, Tony (RF, 1964-67, '69-70, '75).....	1995	Morgan, Joe (Coach/Manager, 1988-91).....	2006
Cronin, Joe* (SS/Manager, 1935-47).....	1995	O'Connell, Dick (Executive, 1949-77).....	1997
D'Angelo, Arthur^.....	2018	Ortiz, David (DH/1B, 2003-16).....	2020
Digby, George (Scout, 1944-94).....	2008	Parnell, Mel (LHP, 1947-56).....	1997
DiMaggio, Dom (CF, 1940-42, '46-53).....	1995	Pennock, Herb* (LHP/Coach, 1915-22, '34, '36-39).....	1995
Dinneen, Bill (RHP, 1902-07).....	2020	Pesky, Johnny (SS/3B/Coach, 1942, '46-52, '75-84).....	1995
Dobson, Joe (RHP, 1941-43, '46-50, '54).....	2012	Petrocelli, Rico (SS/3B, 1963, '65-76).....	1997
Doerr, Bobby* (2B/Coach, 1937-51, '67-69).....	1995	Piersall, Jimmy (CF, 1950, '52-58).....	2010
Duquette, Dan (Executive, 1994-2002).....	2020	Radatz, Dick (RHP, 1962-66).....	1997
Eckersley, Dennis (RHP, 1978-84, '98).....	2004	Ramirez, Manny (OF, 2001-08).....	2020
Evans, Dwight (RF/Coach, 1972-90, 2002).....	2000	Remy, Jerry (2B, 1978-84).....	2006
Ferrell, Rick* (C, 1933-37).....	1995	Rice, Jim (LF/Coach, 1974-89, '95-2000).....	1995
Ferrell, Wes (RHP, 1934-37).....	2008	Ruffing, Red* (RHP, 1924-30).....	1995
Ferriss, Boo (RHP/Coach, 1945-50, '55-59).....	2002	Runnels, Pete (1B/2B/Coach, 1958-62, '65-66).....	2004
Fisk, Carlton (C, 1969, '71-80).....	1997	Ruth, Babe* (LHP/OF, 1914-19).....	1995
Flagstead, Ira (OF/SS, 1923-29).....	2016	Schilling, Curt (RHP, 2004-07).....	2012
Foxx, Jimmie* (1B, 1936-42).....	1997	Scott, Everett (SS, 1914-21).....	2008
Freeman, John Frank (OF/1B, 1901-07).....	2018	Scott, George (1B, 1966-71, '77-79).....	2006
Garcia-parra, Nomar (SS, 1996-2004).....	2014	Smith, Reggie (CF/RF, 1966-73).....	2000
Gardner, Larry (3B, 1908-17).....	2000	Speaker, Tris* (CF, 1907-15).....	2000
Gedman, Rich (C, 1980-90).....	2020	Stanley, Bob (RHP, 1977-89).....	2000
Goodman, Billy (INF/OF, 1947-57).....	2004	Stephens, Vern (SS, 1948-52).....	2006
Gorman, Lou (Executive, 1984-2011).....	2002	Sullivan, Frank (RHP, 1953-60).....	2008
Gowdy, Curt% (Broadcaster, 1951-65).....	2000	Sullivan, Haywood (C/Executive, 1966-93).....	2004
Green, Alphonso (Fan Services Employee, 1973-2020)....	2018	Taylor, John I. (Owner, 1904-11).....	2012
Greenwell, Mike (LF, 1985-96).....	2008	Tiant, Luis (RHP, 1971-78).....	1997
Grove, Lefty* (LHP, 1934-41).....	2002	Valentini, John (SS/3B, 1992-2001).....	2010
Harper, Tommy (OF/Coach, 1972-74, '80-85, 2000).....	2010	Varitek, Jason (C, 1997-2011).....	2016
Harrington, John (Executive, 1973-2002).....	2002	Vaughn, Mo (1B, 1991-98).....	2008
Hooper, Harry* (RF, 1909-20).....	1997	Wakefield, Tim (RHP, 1995-2011).....	2016
Hughson, Tex (RHP, 1941-44, '46-49).....	2002	Williams, Dick (OF/Manager, 1963-64, '67-69)....	2006
Hurst, Bruce (LHP, 1980-88).....	2004	Williams, Ted* (LF, 1939-60).....	1995
Kasko, Eddie (SS/Manager/Executive, 1966-94).....	2010	Wood, Smoky Joe (RHP, 1908-15).....	1995
Kenney, Sr., Ed (Executive, 1948-91).....	2008	Yastrzemski, Carl* (LF, 1961-83).....	1995
Kinder, Ellis (RHP, 1948-55).....	2006	Yawkey, Jean (Owner, 1976-92).....	1995
Jensen, Jackie (RF, 1954-59, '61).....	2000	Yawkey, Tom* (Owner, 1933-76).....	1995
Lee, Bill (LHP, 1969-78).....	2008	Youkilis, Kevin (3B/1B, 2004-12).....	2018
Leonard, Dutch (LHP, 1913-18).....	2012	Young, Cy* (RHP, 1901-08).....	1997
Lewis, Duffy (LF, 1910-17).....	2002	Zimmer, Don (Coach/Manager, 1974-80, '92).....	2010

^ Arthur D'Angelo (founder of '47 Brand) was the Red Sox Hall of Fame's first-ever "Special Achievement" inductee


Other Red Sox in Cooperstown

Aside from the 20 players above, **18** additional National Baseball Hall of Fame players appeared in at least 1 game with the Red Sox: 3B Adrián Beltré, OF Jesse Burkett, P Jack Chesbro, OF Al Simmons, OF Heinie Manush, P Waite Hoyt, SS Lou Boudreau, 2B/OF George Kell, P Juan Marichal, SS Luis Aparicio, P Ferguson Jenkins, P Tom Seaver, DH Orlando Cepeda, 1B Tony Perez, OF Rickey Henderson, OF Andre Dawson, P John Smoltz, and P Lee Smith.

In addition to Jimmy Collins and Joe Cronin, **9** other National Baseball Hall of Famers have managed the Red Sox: Ed Barrow, Lou Boudreau, Frank Chance, Hugh Duffy, Billy Herman, Bucky Harris, Joe McCarthy, Dick Williams, and Cy Young.

Retired Numbers

In 1997 the Red Sox retired No. 42, joining the rest of MLB in honoring Jackie Robinson. The organization has retired 10 additional numbers: **1** (Bobby Doerr), **4** (Joe Cronin), **6** (Johnny Pesky), **8** (Carl Yastrzemski), **9** (Ted Williams), **14** (Jim Rice), **26** (Wade Boggs), **27** (Carlton Fisk), **34** (David Ortiz), and **45** (Pedro Martinez).




Born: 4/7/1918 in Los Angeles, CA • **Died:** 11/13/2017 in Junction City, OR
Red Sox Player: 1937-44, '46-'51 • **Coach:** 1967-69
Number Formally Retired: 5/21/1988
Formally Inducted into Red Sox HOF: 11/1/1995
Elected to National Baseball HOF: 1986 (Veterans Committee)

MLB Playing Record

	AVG	G	R	H	2B	3B	HR	RBI	BB	SO	SB
BOS	.288	1865	1094	2042	381	89	223	1247	809	608	54

1 - Bobby Doerr, 2B

- Spent entire 14-year ML playing career with the Red Sox (1937-44, 1946-51), before retiring due to back injury... Missed the 1945 season due to military service...Also coached for the Red Sox (1967-69) and Blue Jays (1977-81).
- 9-time All-Star (started at 2B in 1941, '43, '44, '46, '50)...Served as Honorary Captain for the 1988 All-Star Game.
- Ranks among all-time Red Sox leaders in runs (6th), hits (7th), doubles (7th), triples (4th), home runs (8th), RBI (6th), walks (7th), extra-base hits (6th), total bases (6th), and times on base (7th).
- Only Red Sox to hit for cycle twice in the regular season (5/17/44 vs. St. Louis, 5/13/47 vs. Chicago).
- Had six 100-RBI seasons, the last in 1950; the next 2nd baseman to drive in 100 runs was Joe Morgan in 1976.
- Named *The Sporting News* AL Player of the Year in 1944 when he led the AL with a .528 SLG.
- Led the Sox with a .409 AVG (9-for-22) in the 1946 World Series.



Born: 10/12/1906 in San Francisco, CA • **Died:** 9/7/1984 in Osterville, MA
Red Sox Player: 1935-45 • **Manager:** 1935-47 • **GM:** 1948-58
Number Formally Retired: 5/29/1984
Formally Inducted into Red Sox HOF: 11/1/1995
Elected to National Baseball HOF: 1956 (BBWAA)


MLB Playing Record

	AVG	G	R	H	2B	3B	HR	RBI	BB	SO	SB
BOS	.300	1134	645	1168	270	44	119	737	585	408	31
MLB	.301	2124	1233	2285	515	118	170	1424	1059	700	87

4 - Joe Cronin, SS/Mgr.

- Spent 24 seasons with the Red Sox as a player, manager, and general manager (1935-58).
- Participated in 12 All-Star Games for the AL: 6 as a player (1933, '35, '37-39, '41), 1 as a player/manager (1934), 2 as a manager (1940, '47), 2 as a coach (1936, '44), and 1 as an honorary captain (1983).
- Hit .301 in 20 ML seasons with the Pirates (1926-27), Senators (1928-34), and Red Sox (1935-45)...Named AL MVP in 1930...Led the AL in triples in 1932 and in doubles in 1933 and '38...Holds the AL record for pinch-hit HR in a season (5 in 1943)...Became the first player to record pinch-hit homers in both games of a doubleheader on 6/17/1943... Playing career ended with a broken leg at Yankee Stadium, 4/19/1945.
- Went 1,236-1,055 (.540) as a manager...Managed the Senators to the AL pennant in his first season as player/manager in 1933...Sold to the Red Sox after the 1934 season for \$250,000, a tremendous amount in the Depression era.
- Managed the Red Sox for 13 seasons (1935-47), most in team history...Leads all Red Sox managers with 1,071 wins (1,071-916, .539)...Managed Red Sox to AL pennant in 1946...Promoted to Red Sox general manager on 9/29/1947.
- Was the first modern-day player to become a league president (named AL President on 1/31/1959)...Named AL Chairman on 1/1/1974.

Retired Numbers, Continued




Born: 2/27/1919 in Portland, OR • **Died:** 8/13/2012 in Danvers, MA
Red Sox Player: 1942, '46-52 • **Manager:** 1963-64, '80 • **Coach:** 1975-84
Number Formally Retired: 9/28/2008
Formally Inducted into Red Sox HOF: 11/1/1995

MLB Playing Record

	AVG	G	R	H	2B	3B	HR	RBI	BB	SO	SB
BOS	.313	1029	776	1277	196	46	13	361	581	189	48
MLB	.307	1270	867	1455	226	50	17	404	662	218	53

6 - Johnny Pesky, SS/3B

- Spent 61 seasons in the Red Sox organization as a player (1940-52), minor league manager (1961-62, '90), Major League manager (1963-64, '80), radio/TV analyst (1969-74), first base coach (1975-84), special assistant to the GM (1985-92), special assistant for player development (1993-99), and special assignment instructor (2000-12).
- Fenway Park's right-field foul pole was officially dedicated as Pesky's Pole on 9/27/2006.
- Managed Boston from 1963-64 and the last 5 games of 1980 (147-179, .451)...Managed the Seattle Rainiers of the Pacific Coast League from 1961-62 and served as interim manager at Triple-A Pawtucket for part of 1990.
- In addition to his 61 seasons in the Red Sox organization, played for the Tigers (1952-54) and Senators (1954)...Coached Triple-A Denver (NYY) in 1955 and managed in the Detroit system with 5 teams from 1956-60...Spent part of 1959 managing the Cinco Estrellas of the Nicaraguan Winter League...Was a coach with the Pirates from 1965-67 and managed their Triple-A Columbus club in 1968.
- Missed the 1943-45 seasons due to military service.
- Was a 1946 AL All-Star and finished in the top 20 in MVP voting in 1942 (3rd), '46 (4th), and '47 (18th).
- Among Red Sox with 1,500 at-bats, ranks 8th in AVG (.313) and 7th in OBP (.401)...Scored 6 runs on 5/8/1946 vs. CWS, tied for the modern day ML record.
- Led the AL in hits in each of his first 3 seasons, the first ML player to do so (205, 208, 207)...Led the majors with 205 hits in 1942, the Red Sox' rookie record until Nomar Garciaparra's 209 in 1997...Batted .331 in 1942, 2nd behind Ted Williams (.356) in the AL.



Born: 8/22/1939 in Southampton LI, NY
Red Sox Player: 1961-83
Number Formally Retired: 8/6/1989
Formally Inducted into Red Sox HOF: 11/1/1995
Elected to National Baseball HOF: 1989 (BBWAA)


MLB Playing Record

	AVG	G	R	H	2B	3B	HR	RBI	BB	SO	SB
BOS	.285	3308	1816	3419	646	59	452	1844	1845	1393	168

8 - Carl Yastrzemski, LF/1B

- Elected to the National Baseball Hall of Fame on the 1st ballot, receiving 95% of the BBWAA vote, at the time the 7th-highest total in history...Was the first Little League alumnus to be elected to the Hall of Fame.
- Spent his entire 23-year ML playing career with the Red Sox (1961-83)...Shares the ML record with Brooks Robinson for playing 23 consecutive seasons with a single club.
- Was an 18-time AL All-Star...Named Outstanding Player of the 1970 All-Star Game...Was the AL Honorary Captain for the 1989 All-Star Game.
- In 1967, named AL Most Valuable Player and won the Triple Crown...Finished in the top 20 in MVP voting 12 times, including in the top 10 five times...Named *The Sporting News* AL Player of the Year in 1967...Received the Joe Cronin AL Award for Significant Achievement in 1979.
- Won 3 AL batting titles (.321 in 1963, .326 in 1967, and .301 in 1968)...Led the AL in SLG in 1965 (.536), '67 (.622), and '70 (.592)...Led the AL in total bases in 1967 (360) and '70 (335).
- Set AL records with 3,308 games played, 11,988 at-bats, and 13,990 plate appearances...Was the first AL player with 400 homers and 3,000 hits...Held the AL record with 190 career intentional walks until the mark was broken by George Brett (228).
- Is 1 of 3 players to play in 100+ games in 22 years, an AL Record (also Pete Rose-23 and Hank Aaron-22)...AL-record 20 consecutive seasons with 100+ games played...Is the only player to collect 100+ hits in each of his first 20 years, and 1 of 3 players with 100+ hits in 22 years (also Ty Cobb and Pete Rose).
- Earned 7 Gold Glove Awards...Led AL outfielders in assists a record 7 times...Totalled 195 outfield assists in his career...Held Red Sox outfield record with 354 consecutive errorless chances (7/28/1976-4/7/1978), until Coco Crisp exceeded the mark with 429 total chances (7/21/2006-8/7/2007).

Retired Numbers, Continued



9 - Ted Williams, LF

Born: 8/30/1918 in San Diego, CA • **Died:** 7/5/2002 in Inverness, FL
Red Sox Player: 1939-42, '46-'60
Number Formally Retired: 5/29/1984
Formally Inducted into Red Sox HOF: 11/1/1995
Elected to National Baseball HOF: 1966 (BBWAA)

MLB Playing Record

	AVG	G	R	H	2B	3B	HR	RBI	BB	SO	SB
BOS	.344	2292	1798	2654	525	71	521	1839	2021	709	24

- Was a 1st-ballot inductee into the National Baseball Hall of Fame in 1966, receiving 93.4% of BBWAA votes.
- Spent all 19 of his ML seasons with the Red Sox...Missed the 1943-45 seasons while serving as a pilot instructor in World War II...Also missed most of the 1952-53 seasons serving in the Korean War.
- Finished in the top 5 in AL Most Valuable Player voting 9 times, winning the award in 1946 and 1949 and finishing 2nd 4 times (1941-42, '47, '57)...Named *The Sporting News* No. 1 Major League Player 5 times (1941-42, '47, '49, '57).
- Named MLB's Player of the Decade for the 1950s...Named to the starting outfield on the Greatest Living Team in 1969...Voted Greatest Red Sox Player of all time by fans in 1969 and 1982.
- Won the AL Triple Crown twice (1942, 47)...Hit for the cycle on 7/21/1946.
- Was a 19-time AL All-Star (including 1953, when he threw out the ceremonial first pitch but did not play).
- Holds the ML record with a .482 career OBP and is 2nd all-time with a .634 SLG (Babe Ruth - .690)...Hit 20+ homers in 16 seasons, tied for the AL record (also Babe Ruth, Reggie Jackson, and Alex Rodriguez)...Hit 30+ HR 8 times.
- Is the last ML player to hit .400 in a season (.406 in 1941)...Led the AL in batting 6 times (1941-42, '47-48, '57-58)...Became the oldest player to win a batting title with a .388 AVG in 1957 at age 39...Won again in 1958 at age 40.
- Led the AL in HR 4 times (1941-42, '47, '49)...Led the AL in OBP 12 times (1940-42, '46-49, '51, '54, '56-58)...Led the AL in SLG 9 times (1941-42, '46-49, '51, '54, '57)...Led the AL in total bases 5 times (1939, '42, '46-47, '51)...Led the AL in walks 8 times (1941-42, '46-49, '51, '54)...Holds the ML record for most consecutive years leading in walks (6).
- Hit a Red Sox record 17 grand slams...Holds the ML rookie record for most RBI (145)...Holds the ML record for most successive times reaching base safely (16 in Sept. 1957: 2 1B, 4 HR, 9 BB, 1 HBP).
- Managed WSH/TEX from 1969-72 (.429, 273-364)...Named Red Sox Consultant, Organizational Hitting Instructor in 1978...Member of the Hall of Fame's Committee on Veterans from 1986-2002.

History



14 - Jim Rice, LF


Born: 3/8/1953 in Anderson, SC
Red Sox Player: 1974-89 • **Coach:** 1995-2000
Number Formally Retired: 7/28/2009
Formally Inducted into Red Sox HOF: 11/1/1995
Elected to National Baseball HOF: 2009 (BBWAA)

MLB Playing Record

	AVG	G	R	H	2B	3B	HR	RBI	BB	SO	SB
BOS	.298	2089	1249	2452	373	79	382	1451	670	1423	58

- Was a Red Sox 1st-round selection in the 1971 June Draft (15th overall)...Spent all 16 of his ML seasons with the Red Sox, 5th-most in franchise history.
- Ranks among the top 5 in Red Sox history in games (4th), runs (4th), hits (3rd), HR (4th), RBI (4th), XBH (5th), and total bases (3rd).
- Won the AL MVP in 1978 and finished in the top 5 five other times: 1975 (3rd), 1977 (4th), 1979 (5th), 1983 (4th), and 1986 (3rd)...Was an 8-time All-Star (1977-80, '83-86), including 4 starts...Selected as a coach for the 1999 All-Star Game at Fenway Park.
- Is the only ML player ever to record 3 straight 35-HR, 200-hit seasons (1977-79)...Recorded 200+ hits 4 times (2nd-most in BOS history), 20+ HR 11 times, and 100+ RBI 8 times.
- Led the AL in total bases 3 straight years (1977-79) to tie Ted Williams and Ty Cobb for the AL record.
- Is the only AL player since 1938 with 400+ total bases in a season (406 in 1978)...In 1978, also led the majors in HR (46), RBI (139), triples (15), hits (213), and SLG (.600)...Is the only player ever to lead either league in HR, triples, and RBI in the same season.
- Served as Red Sox roving minor league hitting instructor (1992-94) and Red Sox hitting coach (1995-2000).
- Inducted into the Ted Williams Hitters Hall of Fame in 2001.

Retired Numbers, Continued




26 - Wade Boggs, 3B

Born: 6/15/1958 in Omaha, NE
Red Sox Player: 1982-92
Number Formally Retired: 5/26/2016
Formally Inducted into Red Sox HOF: 11/10/2004
Elected to National Baseball HOF: 2005 (BBWAA)

MLB Playing Record

	AVG	G	R	H	2B	3B	HR	RBI	BB	SO	SB
BOS	.338	1625	1067	2098	422	47	85	687	1004	470	16
MLB	.328	2440	1513	3010	578	61	118	1014	1412	745	24

- Was a 1st-ballot inductee into the National Baseball Hall of Fame in 2005, receiving 91.9% of BBWAA votes.
- Is the all-time leader among ML third basemen in times on base (4,445)...Ranks 3rd at the position in hits (3,010) and doubles (578) and is 4th in runs scored (1,513)...Among players with at least 5,000 plate appearances who played at least 50% of their games at 3B, his .328 AVG and .415 OBP both rank 1st all-time.
- During his Boston career (1982-92), led all Major Leaguers in AVG (.338), hits (2,098), doubles (422), OBP (.428), and times on base (3,124), and led the AL in walks (1,004) and OPS (.890).
- With the Red Sox, was an 8-time All-Star (1985-92), won 5 batting titles (1983, '85-88), led the AL in OBP 6 times (1983, '85-89), won 6 Silver Slugger Awards (1983, '86-89, '91), and recorded 200+ hits a franchise-record 7 times (1983-89)...Started 7 straight All-Star Games from 1986-92.
- Ranks 2nd in Sox history in AVG behind only Ted Williams, and is 3rd in OBP behind only Williams and Jimmie Foxx...Led Boston in both hits and AVG in 9 straight years (1983-91).
- Has played more games at 3B than any other player in Red Sox history (1,520).
- Totaled at least 200 hits and 100 walks in 4 straight seasons (1986-89), still the longest streak in big league history...Holds the all-time record for seasons leading the AL in intentional walks (6, 1987-92).
- In 1985, established still-standing club records in hits (240) and multi-hit games (72)...His 135 games with at least 1 hit in 1985 are still tied for the single-season ML record, most recently matched by Ichiro Suzuki in 2001.
- Became the 23rd member of the 3,000-hit club with a home run on 8/7/99 vs. Cleveland.
- Also played with the Yankees (1993-97) and Devil Rays (1998-99).



27 - Carlton Fisk, C


Born: 12/26/1947 in Bellows Falls, VT
Red Sox Player: 1969, '71-80
Number Formally Retired: 9/4/2000
Formally Inducted into Red Sox HOF: 9/8/1997
Elected to National Baseball HOF: 2000 (BBWAA)

MLB Playing Record

	AVG	G	R	H	2B	3B	HR	RBI	BB	SO	SB
BOS	.284	1078	627	1097	207	33	162	568	389	588	61
MLB	.269	2499	1276	2356	421	47	376	1330	849	1386	128

- Joins Rick Ferrell as the only former Red Sox catchers elected to the National Baseball Hall of Fame...Was elected by the BBWAA in his 2nd year of eligibility, receiving 79.6% of votes.
- After 24 ML seasons, retired with the most games (2,226) and HR (351 of career 376) of any catcher in ML history...Retired as 1 of only 3 catchers in ML history with 300 HR, 1,000 runs scored, and 1,000 RBI.
- Hit a game-winning, 12th-inning home run in Game 6 of the 1975 World Series, one of the most dramatic moments in baseball history...Fenway Park's left-field foul pole was officially dedicated Fisk Pole on 6/13/2005.
- Appeared in 11 All-Star Games, his last in 1991 at the age of 43...7 of those came as a Red Sox (1972-74, '76-'78, '80), including 4 starts...Named AL Honorary Captain for the 1999 All-Star Game at Fenway Park.
- Finished in the top 10 in AL MVP voting 4 times: 1972 (4th), 1977 (8th), and 1978 (9th) with the Red Sox, and in 1983 (3rd) with the White Sox.
- Earned 3 Louisville Slugger Silver Slugger Awards (1981, '85, '88).
- In 1972, was the first unanimous winner of the AL Rookie of the Year Award...Also won his lone AL Rawlings Gold Glove Award that season.
- In 1977, became just the 5th catcher in ML history with 100+ runs and 100+ RBI (.315 AVG, 106 R, 102 RBI)...Set the ML record in 1977 with only 4 passed balls in 151 games (broken by Gary Carter, 1 with Montreal in 1978).
- Was the Red Sox' all-time leader in games caught (990) until that record was broken by Jason Varitek in 2006.

Retired Numbers, Continued




34 - David Ortiz, DH/1B

Born: 11/18/1975 in Santo Domingo, DR
Red Sox Player: 2003-16
Number Formally Retired: 6/23/2017
Formally Inducted into Red Sox HOF: 5/26/2022
Elected to National Baseball HOF: 2022 (BBWAA)

MLB Playing Record

	AVG	G	R	H	2B	3B	HR	RBI	BB	SO	SB
BOS	.290	1953	1204	2079	524	16	483	1530	1133	1411	13
MLB	.286	2408	1419	2472	632	19	541	1768	1319	1750	17

- Was a 1st-ballot inductee into the National Baseball Hall of Fame in 2022, receiving 77.9% of BBWAA votes.
- Led the Red Sox to World Series titles in 2004, 2007, and 2013...Played 14 of his 20 ML seasons with Boston... Is 1 of 4 players with 500+ HR and 3 World Series titles (also Babe Ruth, Mickey Mantle, and Reggie Jackson).
- His 10 All-Star Game selections (7 starts), 7 top-10 MVP finishes, and 7 Silver Slugger Awards all came with the Red Sox...Finished in the top 5 in MVP voting in each of his first 5 seasons with Boston (5th, 4th, 2nd, 3rd, 4th).
- Twice earned the AL's Hank Aaron Award (2005, '16), given to the top offensive performer in each league.
- Earned the Edgar Martinez Outstanding Designated Hitter Award a record 8 times (2003-07, '11, '13, '16)...His 7 Silver Slugger Awards as a DH are the most ever at the position...Is the all-time leader in games played as a DH (2,029), as well as in hits (2,191), doubles (557), HR (485), XBH (1,060), total bases (4,239), and RBI (1,569) at the position.
- Has the most walk-off HR (10) in Red Sox history...His 17 game-ending RBI also rank 1st in franchise history... Ranks top-5 in Sox history in games (5th), runs (5th), doubles (3rd), HR (2nd), RBI (3rd), walks (4th), SLG (4th), XBH (3rd), and total bases (5th)...Hit 483 HR with the Sox, trailing only Ted Williams (521) on the franchise's all-time list.
- Is 1 of only 5 players to record as many as 10 seasons with 30+ HR and 100+ RBI for a single team (also Babe Ruth, Lou Gehrig, Hank Aaron, and Albert Pujols).
- Holds Red Sox records for postseason games (76), runs (51), hits (80), doubles (19), HR (17), XBH (38), RBI (57), total bases (154), and walks (59)...Won Games 4 and 5 of the 2004 ALCS with walk-off hits...Hit a game-tying grand slam in the 8th inning of a 6-5 win in Game 2 of the 2013 ALCS vs. DET...Among ML players with at least 50 plate appearances in the Fall Classic, owns the best-ever World Series AVG (.455), OBP (.576), and OPS (1.372).
- Was honored with the 2011 Roberto Clemente Award, MLB's highest honor for community service.



45 - Pedro Martinez, RHP

Born: 10/25/1971 in Manoguayabo, DR
Red Sox Player: 1998-2004
Number Formally Retired: 7/28/2015
Formally Inducted into Red Sox HOF: 8/14/2014
Elected to National Baseball HOF: 2015 (BBWAA)

MLB Playing Record

	W-L	ERA	G	GS	IP	ER	BB	SO	WHIP	AVG
BOS	117-37	2.52	203	201	1383.2	387	309	1683	0.98	.206
MLB	219-100	2.93	476	409	2827.1	919	760	3154	1.05	.214

- First pitcher, and first foreign-born player, to have his number retired by the Red Sox...Was the 2nd Dominican-born player to be inducted into the National Baseball Hall of Fame (joining Juan Marichal).
- Went 117-37 with a 2.52 ERA in 7 years with Boston (1998-2004)...Owns the best winning percentage in team history (.760)...Also owns club records (min. 1,000 IP) with 10.95 SO/9 IP and a .206 opponent AVG.
- Won 2 Cy Young Awards with Boston and 3 in his career (unanimous winner in 1999 and 2000).
- Was an 8-time All-Star, 4 with the Red Sox...Was the starter, winner, and MVP of the memorable 1999 All-Star Game at Fenway Park, striking out 5 of 6 batters faced: Larkin, Walker, McGwire, Sosa, and Bagwell.
- During his tenure with Boston, was MLB's leader in win %, ERA, opponent AVG, opponent OPS (.578), and WHIP (0.98), and also the AL leader in strikeout rate.
- Led MLB in ERA a record 5 times, including 4 of his first 5 years with Red Sox: 1999 (2.07), 2000 (1.74), 2002 (2.26), and 2003 (2.22)...Won the AL strikeout title in 1999 (313), 2000 (284), and 2002 (239).
- Won the AL Triple Crown in 1999 with a Red Sox-record 313 SO in 213.1 IP, and set an MLB record by striking out 37.5% of batters (since surpassed)...His 1.74 ERA in 2000 is the best by a qualified AL pitcher since 1969 (min. 100.0 IP)...Also holds modern MLB records for lowest opponent AVG (.167), opponent OBP (.213), and WHIP (0.74) all set in 2000 (min. 100.0 IP and qualified for ERA title).
- Was key part of 2004 team that brought a World Series title to Boston for the 1st time since 1918...Last game of Red Sox playing career was his World Series victory in Game 3 in St. Louis in 2004.
- Career .687 winning percentage (219-100) ranks 3rd since 1900 (min. 250 decisions)...Owns the 2nd-lowest career opponent OBP (.276) in the live ball era (since 1920, min. 2,500 IP) and 3rd-lowest opponent AVG (.214).

Red Sox All-Fenway Park Team

As part of the 100th Anniversary Celebration of Fenway Park in 2012, the Red Sox presented an All-Fenway Park Team comprising the greatest 40 Red Sox players, and 3 managers, in Fenway Park history to appear in their positions of play. The All-Fenway Park Team was voted on by fans, historians, front office staff, and the club's historical and archival consultants. Below are the three teams that make up the 40-man roster along with the 3 managers of each team.

Position	Starting Lineup (Voted by Fans)	First Reserves	Second Reserves
C	Carlton Fisk	Jason Varitek	Rich Gedman
1B	Jimmie Foxx	Mo Vaughn	George Scott
2B	Dustin Pedroia	Bobby Doerr	Jerry Remy
3B	Wade Boggs	Mike Lowell	Frank Malzone
SS	Nomar Garciaparra	Johnny Pesky	Rico Petrocelli
LF	Ted Williams	Carl Yastrzemski	Jim Rice
CF	Fred Lynn	Dom DiMaggio	Reggie Smith
RF	Dwight Evans	Trot Nixon	Tony Conigliaro
DH	David Ortiz	-	-
Pinch Hitter	Bernie Carbo	-	-
Pinch Runner	Dave Roberts	-	-
Manager	Terry Francona	Joe Cronin	Dick Williams
Pitchers	Pedro Martinez (RHP)	Roger Clemens	Babe Ruth
	Lefty Grove (LHP)	Luis Tiant	Smoky Joe Wood
	Jonathan Papelbon (Closer)	Tim Wakefield	Curt Schilling
		Dennis Eckersley	Bill Lee
	Dick Radatz	Jim Lonborg	

Previous Red Sox All-Time Teams

Voted by Fans in 1969

Position	Player
C	Birdie Tebbetts
1B	Jimmie Foxx
2B	Bobby Doerr
3B	Frank Malzone
SS	Joe Cronin
OF	Ted Williams
OF	Carl Yastrzemski
OF	Tris Speaker
RHP	Cy Young
LHP	Lefty Grove

Greatest Player: Ted Williams

Voted by Fans in 1982

Position	First Team	Second Team
C	Carlton Fisk	Birdie Tebbetts
1B	Jimmie Foxx	George Scott
2B	Bobby Doerr	Jerry Remy
3B	Rico Petrocelli	Frank Malzone
SS	Rick Burleson	Johnny Pesky
OF	Ted Williams	Jim Rice
OF	Carl Yastrzemski	Dom DiMaggio
OF	Dwight Evans	Fred Lynn
RHP	Cy Young	Luis Tiant
LHP	Babe Ruth	Lefty Grove
Reliever	Dick Radatz	Sparky Lyle
Manager	Dick Williams	Joe Cronin

Greatest Player: Ted Williams

Award Winners

AL Most Valuable Player

(Presented By BBWAA since 1911)

YEAR	PLAYER	STATS
1912	Tris Speaker, CF*	.383 AVG, 136 R, 53 2B, 52 SB
1938	Jimmie Foxx, 1B	.349 AVG, 50 HR, 175 RBI, 139 R
1946	Ted Williams, LF	.342 AVG, 38 HR, 123 RBI, 142 R
1949	Ted Williams, LF	.343 AVG, 43 HR, 159 RBI, 150 R
1958	Jackie Jensen, RF	.286 AVG, 35 HR, 31 2B, 122 RBI
1967	Carl Yastrzemski, LF	.326 AVG, 44 HR, 121 RBI
1975	Fred Lynn, CF	.331 AVG, 21 HR, 105 RBI, 103 R
1978	Jim Rice, LF/DH	.315 AVG, 46 HR, 139 RBI, 121 R
1986	Roger Clemens, RHP	.24-4, 2.48 ERA, 238 SO
1995	Mo Vaughn, 1B	.300 AVG, 39 HR, 126 RBI, 98 R
2008	Dustin Pedroia, 2B	.326 AVG, 54 2B, 118 R, 20 SB
2018	Mookie Betts, OF	.346 AVG, 32 HR, 30 SB, 129 R

*Officially called the Chalmers Award from 1910-14

AL Manager of the Year

(Presented By BBWAA since 1983)

YEAR	MANAGER	W-L
1986	John McNamara	95-66, 1st place in AL East
1999	Jimmy Williams	94-68, 2nd place in AL East

Edgar Martinez Outstanding Designated Hitter Award

(Presented By MLB since 1973)

YEAR	PLAYER	STATS
1973	Orlando Cepeda	.289 AVG, 20 HR, 25 2B, 86 RBI
1977	Jim Rice	.320 AVG, 39 HR, 114 RBI, 83 XBH
1986	Don Baylor	.238 AVG, 31 HR, 94 RBI, 93 R
2003	David Ortiz	.288 AVG, .961 OPS, 31 HR, 101 RBI
2004	David Ortiz	.301 AVG, .983 OPS, 41 HR, 139 RBI
2005	David Ortiz	1.001 OPS, 47 HR, 148 RBI, 119 R
2006	David Ortiz	1.049 OPS, 54 HR, 137 RBI, 115 R
2007	David Ortiz	1.066 OPS, 35 HR, 117 RBI, 116 R
2011	David Ortiz	.309 AVG, .953 OPS, 29 HR, 96 RBI
2013	David Ortiz	.309 AVG, .959 OPS, 30 HR, 103 RBI
2016	David Ortiz	.315 AVG, 1.021 OPS, 38 HR, 127 RBI

Ballots are cast by club beat writers, broadcasters and American League public relations departments, with nominees including all players with a minimum of 100 at-bats as a designated hitter.

Mariano Rivera AL Reliever of the Year

(Presented By MLB since 1976)

YEAR	PLAYER	STATS
1977	Bill Campbell	69 G, 31 SV, 2.96 ERA, 140.0 IP
1998	Tom Gordon	73 G, 46 SV, 2.72 ERA, 79.1 IP
2017	Craig Kimbrel	67 G, 1.43 ERA, 16.43 SO/9.0 IP

Called the Rolands Relief Man Award from 1976-2012

Roberto Clemente Award (Presented By MLB since 1971)

The award is given annually to a player who demonstrates the values Roberto Clemente displayed in his commitment to community and understanding the value of helping others. Originally the Commissioner's Award, the honor was renamed for Clemente in 1973. **Tim Wakefield** (2010) and **David Ortiz** (2011) are the Red Sox' honorees.

Comeback Player of the Year (Presented By MLB since 2005)

The Comeback Player of the Year Awards are presented annually to one player in each league who has re-emerged on the field during the season. The 30 club beat reporters from MLB.com selected the winners from an original list of 30 candidates (one per MLB club). **Jacoby Ellsbury** (2011), **Rick Porcello** (2016), and **David Price** (2018) are the Red Sox' winners.

AL Cy Young Award

(Presented By BBWAA since 1956)

YEAR	PITCHER	STATS
1967	Jim Lonborg	22-9, 3.16 ERA, 246 SO, 15 CG
1986	Roger Clemens	24-4, 2.48 ERA, 238 SO, .195 AVG
1987	Roger Clemens	20-9, 2.97 ERA, 256 SO, 18 CG
1991	Roger Clemens	18-10, 2.62 ERA, 241 SO, 13 CG
1999	Pedro Martinez	23-4, 2.07 ERA, 313 SO, 37 BB
2000	Pedro Martinez	18-6, 1.74 ERA, 284 SO, 0.74 WHIP
2016	Rick Porcello	22-4, 3.15 ERA, 1.01 WHIP, 26 QS

In 2000, Martinez was a unanimous choice, the 5th in the AL since the award was split between leagues in 1967. He joined Sandy Koufax (1965-66) and Greg Maddux (1994-95) as the only 3 unanimous consecutive season selections.

AL Rookie of the Year

(Presented By BBWAA since 1947)

YEAR	PLAYER	STATS
1950	Walt Dropo, 1B	.322 AVG, 34 HR, 144 RBI, 101 R
1961	Don Schwall, RHP	15-7, 3.22 ERA, 10 CG
1972	Carlton Fisk, C*	.293 AVG, 22 HR, .909 OPS
1975	Fred Lynn, CF	.331 AVG, 21 HR, 105 RBI, 103 R
1997	Nomar Garciaparra, SS*	.306 AVG, 30 HR, 98 RBI, 122 R
2007	Dustin Pedroia, 2B	.317 AVG, 39 2B, 86 R, .380 OBP

*Unanimous

Renamed the Jackie Robinson Award in July 1987

AL Hank Aaron Award

(Presented By MLB since 1999)

YEAR	PLAYER	STATS
2004	Manny Ramirez, OF	1.009 OPS, 43 HR, 130 RBI
2005	David Ortiz, 1B/DH	1.001 OPS, 47 HR, 148 RBI
2008	Kevin Youkilis, 1B/3B	.958 OPS, 29 HR, 115 RBI
2016	David Ortiz, DH	1.021 OPS, 38 HR, 127 RBI
2018	J.D. Martinez, OF/DH	1.031 OPS, 43 HR, 130 RBI

Presented annually to the best overall offensive performer in each league

All-MLB Team

(Presented By MLB since 2019)

YEAR	PLAYER	POS.	TEAM
2019	Xander Bogaerts	SS	First
2019	Mookie Betts	OF	Second
2021	Rafael Devers	3B	Second

The All-MLB Team recognizes and commemorates the top performances by players during the regular season. Winners are selected in a vote by fans, media members, broadcasters, former players, and other officials throughout the game.

Award Winners, Continued

Heart and Hustle Award (Presented By MLBPA since 2005)

Presented by the MLB Players Alumni Association, the Heart and Hustle Award honors active players who demonstrate a passion for the game of baseball and best embody the values, spirit, and tradition of the game. **Dustin Pedroia** (2013) and **Mookie Betts** (2018) are the Red Sox' honorees.

Louisville Slugger Silver Slugger Award (Presented since 1980)

23 different Red Sox have won a total of 50 Silver Slugger Awards since the award began in 1980. David Ortiz (7) is the all-time club leader, while Wade Boggs and Manny Ramirez rank 2nd with 6 apiece.

YEAR	PLAYER	POS	YEAR	PLAYER	POS	YEAR	PLAYER	POS
1981	Carney Lansford	3B	1997	Nomar Garciaparra	SS	2011	Adrián González	1B
	Dwight Evans	OF	2001	Manny Ramirez	OF		Jacoby Ellsbury	CF
1983	Wade Boggs	3B	2002	Manny Ramirez	OF		David Ortiz	DH
	Jim Rice	OF	2003	Bill Mueller	3B	2013	David Ortiz	DH
1984	Tony Armas	OF		Manny Ramirez	OF	2015	Xander Bogaerts	SS
	Jim Rice	OF	2004	David Ortiz	DH	2016	Mookie Betts	RF
1986	Wade Boggs	3B		Manny Ramirez	OF		Xander Bogaerts	SS
	Don Baylor	DH	2005	David Ortiz	DH		David Ortiz	DH
1987	Wade Boggs	3B		Manny Ramirez	OF	2018	Mookie Betts	OF
	Dwight Evans	OF		Jason Varitek	C		J.D. Martinez	OF
1988	Wade Boggs	3B	2006	David Ortiz	DH		J.D. Martinez	DH
	Mike Greenwell	OF		Manny Ramirez	OF	2019	Mookie Betts	OF
1989	Wade Boggs	3B	2007	David Ortiz	DH		Xander Bogaerts	SS
1990	Ellis Burks	OF	2008	Dustin Pedroia	2B	2021	Xander Bogaerts	SS
1991	Wade Boggs	3B	2009	Jason Bay	OF		Rafael Devers	3B
1995	John Valentin	SS	2010	Adrián Beltré	3B	2022	Xander Bogaerts	SS
	Mo Vaughn	1B				2023	Rafael Devers	3B

NOTE: J.D. Martinez is the only Major Leaguer ever to win multiple Silver Slugger Awards in a single season.

Rawlings Gold Glove Award (Presented since 1957)

23 different Red Sox have won a total of 49 Gold Glove Awards since the award began in 1957. Dwight Evans (8) is the all-time club leader while Carl Yastrzemski is 2nd with 7.

YEAR	PLAYER	POS	YEAR	PLAYER	POS	YEAR	PLAYER	POS
1957	Frank Malzone	*3B	1975	Fred Lynn	OF	2005	Jason Varitek	C
1958	Frank Malzone	3B	1976	Dwight Evans	OF	2007	Kevin Youkilis	1B
	Jimmy Piersall	CF	1977	Carl Yastrzemski	OF	2008	Dustin Pedroia	2B
1959	Frank Malzone	3B	1978	Dwight Evans	OF	2011	Adrián González	1B
	Jackie Jensen	RF		Fred Lynn	OF		Dustin Pedroia	2B
1963	Carl Yastrzemski	OF	1979	Rick Burleson	SS		Jacoby Ellsbury	CF
1965	Carl Yastrzemski	OF		Dwight Evans	OF	2013	Dustin Pedroia	2B
1967	George Scott	1B		Fred Lynn	OF		Shane Victorino	OF
	Carl Yastrzemski	OF	1980	Fred Lynn	OF	2014	Dustin Pedroia	2B
1968	George Scott	1B	1981	Dwight Evans	OF	2016	Mookie Betts	RF
	Carl Yastrzemski	OF	1982	Dwight Evans	OF	2017	Mookie Betts	RF
	Reggie Smith	OF	1983	Dwight Evans	OF	2018	Mookie Betts	RF
1969	Carl Yastrzemski	OF	1984	Dwight Evans	OF		Jackie Bradley Jr.	CF
1971	Carl Yastrzemski	OF	1985	Dwight Evans	OF		Ian Kinsler	2B
	George Scott	1B	1990	Mike Boddicker	P	2019	Mookie Betts	RF
1972	Carlton Fisk	C		Ellis Burks	OF			
	Doug Griffin	2B	1991	Tony Peña	C			

* 1 ML team selected

Wilson Defensive Player of the Year (Presented since 2012)

The Wilson Defensive Player of the Year Award is the official MLB defensive achievement award. Since 2014, the award has recognized the top defensive player at each position *across leagues*, and has also recognized the best overall defensive team. One player is also recognized as the top Overall Defensive Player in MLB. From 2012-13, Wilson recognized the top defensive player on each team.

YEAR	PLAYER	POS	YEAR	PLAYER	POS	YEAR	PLAYER	POS
2012	Dustin Pedroia	2B	2016	Mookie Betts*	RF	2018	Mookie Betts	RF
2013	Dustin Pedroia^	2B		Dustin Pedroia	2B			

*Selected as MLB's Overall Defensive Player of the Year ^Selected as the AL's Overall Defensive Player of the Year

Award Winners, Continued

The Hutch Award (Presented by the Fred Hutchinson Cancer Research Center since 1965)

The Hutch Award has been given annually to the Major League player who best exemplifies the character, fighting spirit and competitive desire of the late pitcher (Detroit 1939-53) and manager (Tigers, Cardinals, Reds), Fred Hutchinson. The award, which sits in the Baseball Hall of Fame in Cooperstown, NY, is sponsored by the Fred Hutchinson Cancer Research Center in Seattle, WA. Five Red Sox players have received the award: **Carl Yastrzemski** in 1967, **Tony Conigliaro** in 1970, **Andre Dawson** in 1994, **Mark Loretta** in 2006, and **Jon Lester** in 2008.

BoSox Club Man of the Year


Selected for contributions to the success of the Red Sox and for cooperation and efforts in community endeavors, the BoSox Club Man of the Year Award is presented at the annual BoSox Awards Luncheon near the end of the season.

YEAR	PLAYER	POS	YEAR	PLAYER	POS	YEAR	PLAYER	POS
1967	Rico Petrocelli.....	SS	1986	Marty Barrett	2B	2005	Mike Timlin.....	RHP
1968	Mike Andrews	2B	1987	Bruce Hurst	LHP	2006	Gabe Kapler	OF
1969	Lee Stange	RHP	1988	Bill Fischer.....	Pitch. Coach	2007	Kevin Youkilis	1B
1970	Gerry Moses	C	1989	Dennis Lamp	RHP	2008	Manny Delcarmen	RHP
1971	John Kennedy.....	INF	1990	Tony Peña.....	C	2009	Mike Lowell.....	3B
1972	Bob Montgomery.....	C	1991	Tony Fossas	LHP	2010	Jed Buchholz.....	RHP
1973	Tommy Harper	LF	1992	Roger Clemens.....	RHP	2011	Clay Lowrie.....	INF
1974	Rick Miller.....	CF	1993	Mo Vaughn.....	1B	2012	Jarrod Saltalamacchia	C
1975	Denny Doyle.....	2B	1994	Ken Ryan.....	RHP	2013	Craig Breslow.....	LHP
1976	Reggie Cleveland	RHP	1995	Tim Lincecum.....	3B	2014	Victor Rodriguez...Asst. Coach	
1977	Butch Hobson.....	3B	1996	Heathcliff Slocumb	RHP	2015	Brock Holt	INF/OF
1978	Bill Campbell.....	RHP	1997	Wendell Kim.....	3B Coach	2016	Rick Porcello.....	RHP
1979	Tom Burgmeier.....	LHP	1998	Tim Wakefield.....	RHP	2017	Jackie Bradley Jr.	OF
1980	Steve Renko.....	RHP	1999	Trot Nixon.....	RF	2018	Blake Swihart.....	C/Util
1981	Jerry Remy.....	2B	2000	John Harrington	EXEC	2019	Mitch Moreland	1B
1982	Bob Stanley.....	RHP	2001	Ben Mondor.....	EXEC	2020	N/A	
1983	Carl Yastrzemski.....	DH	2002	Carlos Baerga.....	INF	2021	N/A	
1984	Mike Easler.....	DH	2003	Ron Jackson.....	Hit. Coach	2022	Nathan Eovaldi.....	RHP
1985	Wade Boggs.....	3B	2004	Jason Varitek.....	C	2023	Nick Pivetta.....	RHP

Tony Conigliaro Award

In 1990, the Red Sox instituted a national award to honor the memory of their former star outfielder Tony Conigliaro. The award is presented to a Major Leaguer who has overcome adversity through the attributes of spirit, determination and courage, which were trademarks of Tony C. Voting is conducted by media members, MLB executives, Red Sox officials, and members of the Conigliaro family.

Conigliaro died on 2/24/1990 after an 8-year struggle to return from a massive heart attack that left him severely handicapped. Tony signed with the Red Sox in 1963 after graduating from St. Mary's High School in Lynn, MA. In his only minor league season, he hit .363 with 24 HR and 74 RBI in 83 games for Wellsville, earning New York-Penn League MVP Rookie of the Year honors. He broke in with the Red Sox in 1964, hit a HR in his 1st at-bat at Fenway Park, and finished with a .290 AVG and 24 HR to earn an All-Rookie selection. Tony became the youngest player to lead a league in HR with 32 in 1965 and the youngest AL player to reach 100 career HR. Mel Ott was the youngest in history at 22 years, 4 months, 10 days. He was 2nd-youngest (22 years, 6 months, 16 days). His career was tragically shortened when he was hit in the face by a pitch at Fenway Park 8/18/1967. He made a dramatic comeback in 1969, hit 56 HR with 198 RBI in 2 years, but he was never the same player. Conigliaro spent 1971 with the Angels and was out of baseball until he tried another comeback with the Red Sox in 1975. After an excellent Spring Training, he made the regular-season roster and got the team's 1st hit of that season and later the club's 1st HR. He was outrighted to Triple-A Pawtucket in mid-June and retired shortly after.



YEAR	PLAYER	TEAM	YEAR	PLAYER	TEAM	YEAR	PLAYER	TEAM
1990	Jim Eisenreich.....	KC	2001	Jason Johnson.....	BAL	2012	R.A. Dickey.....	NYM
1991	Dickie Thon.....	PHI		Graeme Lloyd.....	MON	2013	John Lackey.....	BOS
1992	Jim Abbott.....	CAL	2002	Jose Rijo.....	CIN	2014	Wilson Ramos.....	WAS
1993	Bo Jackson.....	CWS	2003	Jim Mecir.....	OAK	2015	Mitch Harris.....	STL
1994	Mark Leiter.....	CAL	2004	Dewon Brazelton.....	TB	2016	Yangervis Solarte.....	SD
1995	Scott Radinsky.....	CWS	2005	Aaron Cook.....	COL	2017	Chad Bettis.....	COL
1996	Curtis Pride.....	DET	2006	Freddy Sanchez.....	PIT	2018	Stephen Piscotty.....	OAK
1997	Eric Davis.....	BAL	2007	Jon Lester.....	BOS	2019	Rich Hill.....	LAD
1998	Bret Saberhagen.....	BOS	2008	Rocco Baldelli.....	TB	2020	Daniel Bard.....	COL
1999	Mike Lowell.....	FLA	2009	Chris Carpenter.....	STL	2021	Trey Mancini.....	BAL
2000	Kent Mercker.....	ANA	2010	Joaquin Benoit.....	TB	2022	Jose Cuas.....	KC
	Tony Saunders.....	FLA	2011	Tony Campana.....	CHC	2023	Liam Hendriks.....	CWS

Thomas A. Yawkey Red Sox Most Valuable Player Award

Each year, the Boston chapter of the Baseball Writers' Association of America presents the Thomas A. Yawkey Award to the Red Sox Most Valuable Player. From 1937 through 1952 the award went to either a Red Sox or a member of the Boston Braves. The Braves moved to Milwaukee prior to the 1953 season and the award became strictly a Red Sox MVP selection. After Mr. Yawkey's death in 1976, the Boston Writers renamed the award in his honor. Carl Yastrzemski (6), David Ortiz (5), Roger Clemens (4), Dwight Evans (4), Mo Vaughn (4), Ted Williams (4), and Pedro Martinez (3) each won the award three or more times.

YEAR	PLAYER	YEAR	PLAYER	YEAR	PLAYER	YEAR	PLAYER
1937	*Jim Turner, RHP	1960	Vic Wertz, 1B	1983	Jim Rice, LF	2004	David Ortiz, DH-1B
1938	Jimmie Foxx, RHP	1961	Chuck Schilling, 2B	1984	Dwight Evans, RF	2005	David Ortiz, DH-1B
1939	Joe Cronin, SS	1962	Eddie Bressoud, SS		Tony Armas, CF	2006	David Ortiz, DH-1B
1940	*Johnny Cooney, OF	1963	Carl Yastrzemski, LF	1985	Wade Boggs, 3B	2007	Mike Lowell, 3B
1941	Ted Williams, LF	1964	Dick Radatz, RHP	1986	Roger Clemens, RHP	2008	Dustin Pedroia, 2B
1942	(No winners	1965	Carl Yastrzemski, LF	1987	Dwight Evans, RF	2009	Kevin Youkilis, 1B-3B
1943	awarded during	1966	Tony Conigliaro, RF	1988	Mike Greenwell, LF	2010	Adrián Beltré, 3B
1944	World War II)	1967	Carl Yastrzemski, LF	1989	Nick Esasky, 1B	2011	Jacoby Ellsbury, CF
1945	*Tommy Holmes, RF	1968	Ken Harrelson, 1B-RF	1990	Roger Clemens, RHP	2012	Dustin Pedroia, 2B
1946	Ted Williams, LF	1969	Rico Petrocelli, SS-3B	1991	Roger Clemens, RHP	2013	David Ortiz, DH
1947	*Bob Elliott, 3B	1970	Carl Yastrzemski, 1B-LF	1992	Roger Clemens, RHP	2014	David Ortiz, DH
1948	*Johnny Sain, RHP	1971	Reggie Smith, CF-RF	1993	Mo Vaughn, 1B	2015	Xander Bogaerts, SS
1949	Ted Williams, LF	1972	Carlton Fisk, C	1994	Mo Vaughn, 1B	2016	Mookie Betts, RF
1950	Billy Goodman, INF	1973	Tommy Harper, OF	1995	Mo Vaughn, 1B	2017	Mookie Betts, RF
1951	Ellis Kinder, RHP	1974	Carl Yastrzemski, 1B-LF	1996	Mo Vaughn, 1B	2018	Mookie Betts, RF
1952	*Walker Cooper, C	1975	Fred Lynn, CF	1997	Nomar Garciaparra, SS	2019	Xander Bogaerts, SS
1953	Ellis Kinder, RHP	1976	Carl Yastrzemski, 1B-LF	1998	Nomar Garciaparra, SS	2020	(No winner named due to COVID-19)
1954	Jackie Jensen, RF	1977	Carlton Fisk, C	1999	Pedro Martinez, RHP	2021	Rafael Devers, 3B
1955	Ted Williams, LF	1978	Jim Rice, LF	2000	Pedro Martinez, RHP	2022	Rafael Devers, 3B
1956	Jim Piersall, CF	1979	Rick Burleson, SS	2001	Trot Nixon, RF	2023	Justin Turner, INF/DH
1957	Frank Malzone, 3B	1980	Rick Burleson, SS	2002	Derek Lowe, RHP		
1958	Jackie Jensen, RF	1981	Dwight Evans, RF		Pedro Martinez, RHP		
1959	Frank Malzone, 3B	1982	Dwight Evans, RF	2003	Jason Varitek, C		*Boston Braves

Miscellaneous Boston Baseball Writers Awards

The Boston Baseball Writers Chapter also presents other awards annually, if applicable. Among them, since 2000:

YEAR	RED SOX PITCHER	RED SOX ROOKIE	HEART & HUSTLE	GOOD GUY
2000	Pedro Martinez	No Selection	Pete Schourek	Rich Garces
2001	Hideo Nomo	Shea Hillenbrand	Brian Daubach	Jon Miller
2002	Pedro Martinez	Casey Fossum	Tim Wakefield	Johnny Damon
2003	Derek Lowe	No Selection	Kevin Millar	Joe Cochrane
2004	Curt Schilling	Kevin Youkilis	Johnny Damon	Joe Castiglione
2005	Tim Wakefield	No Selection	Johnny Damon	J.P. Villaman
2006	Jonathan Papelbon	Jonathan Papelbon	Mike Lowell	Ron Jackson
2007	Josh Beckett	Dustin Pedroia	Kevin Youkilis	Mike Lowell
2008	Jon Lester	Jacoby Ellsbury	Kevin Youkilis	Sean Casey
2009	Jon Lester	Daniel Bard	Nick Green	John Farrell
2010	J. Lester & C. Buchholz	Ryan Kalish	Darnell McDonald	Bill Hall
2011	Alfredo Aceves	Josh Reddick	Dustin Pedroia	Jarrod Saltalamacchia
2012	Clay Buchholz	Will Middlebrooks	Mike Aviles	Cody Ross
2013	Jon Lester	Jose Iglesias	Jonny Gomes	David Ross
2014	Jon Lester	Brock Holt	Dustin Pedroia	Brian Butterfield
2015	Eduardo Rodriguez	Eduardo Rodriguez	Mookie Betts	Don Orsillo
2016	Rick Porcello	N/A	Xander Bogaerts	Steven Wright
2017	Chris Sale	Andrew Benintendi	Xander Bogaerts	Jack McCormick
2018	Chris Sale	Ryan Brasier	Brock Holt	Kevin Doyle
2019	Eduardo Rodriguez	Michael Chavis	Rafael Devers	Rick Porcello
2020	None	None	None	None
2021	Nathan Eovaldi	Bobby Dalbec	Hunter Renfroe	Adam Ottavino
2022	Michael Wacha	Brayan Bello	Rob Refsnyder	Rich Hill
2023	Brayan Bello	Triston Casas	Connor Wong	Kenley Jansen

History

Red Sox in the All-Star Game

Luis Alicea, coach (1).....	2008	Pete Fox, OF (1).....	1944
Mike Andrews, 2B (1).....	1969	Jimmie Foxx, 3B, 1B (6).....	1936, 37, 38 , 39, 40 , 41
Luis Aparicio, SS (2).....	1971 , 72	Terry Francona, manager (2).....	2005*, 08*
Tony Armas, outfield (1).....	1984	Nomar Garciaparra, SS (5).....	1997, 99 , 00, 02, 03
Del Baker, coach (1).....	1947	Rich Gedman, C (2).....	1985, 86
Andy Barkett, coach (1).....	2019	Adrián González, 1B (1).....	2011
Matt Barnes, RHP (1).....	2021	Billy Goodman, 1B, 2B (2).....	1949, 53
Jason Bay, OF (1).....	2009	Tom Goodwin, coach (1).....	2019
Josh Beckett, P (3).....	2007, 2009, 2011	Tom Gordon, P (1).....	1998
Gary Bell, P (1).....	1968	Mike Greenwell, OF (2).....	1988, 89
Adrián Beltré, 3B (1).....	2010	Lefty Grove, P (5).....	1935, 36 , 37, 38, 39
Mookie Betts, OF (4).....	2016 , 17 , 18 , 19	DeMarlo Hale, coach (1).....	2008
Arnie Beyeler, coach (1).....	2014	Erik Hanson, P (1).....	1995
Craig Bjornson, coach (1).....	2019	Ken Harrelson, OF (1).....	1968
Xander Bogaerts, SS (4).....	2016 , 19, 21 , 22	Mickey Harris, P (1).....	1946
Wade Boggs, 3B (8).....	1985, 86 , 87 , 88 , 89 , 90 , 91 , 92	Bill Haselman, coach (1).....	2005
Lou Boudreau, coach (1).....	1953	Mike Higgins, coach (1).....	1961 (2nd G)
Jackie Bradley Jr., OF.....	2016	Shea Hillenbrand, 3B (1).....	2002
Eddie Bressoud, SS (1).....	1964	Brock Holt (1).....	2015
Tom Brewer, P (1).....	1956	Tex Hughson, P (3).....	1942, 43, 44
Don Bryant, coach (1).....	1976	Bruce Hurst, P (1).....	1987
Clay Buchholz, P (2).....	2010, 2013	Tim Hyers, coach (1).....	2019
Tom Burgmeier, P (1).....	1980	Ron Jackson, coach (1).....	2005
Ellis Burks, OF (1).....	1990	Kenley Jansen, RHP (1).....	2023
Rick Burleson, SS (3).....	1977 , 78, 79	Jackie Jensen, OF (2).....	1955, 58
Brian Butterfield, coach (1).....	2014	Bob Johnson, OF (1).....	1944
Bill Campbell, P (1).....	1977	Darrell Johnson, manager (1).....	1976*
Mark Clear, P (1).....	1982	Lynn Jones, coach (1).....	2005
Roger Clemens, P (5).....	1986 , 88, 90, 91, 92	Oscar Judd, P (1).....	1943
Matt Clement, P (1).....	2005	George Kell, 3B (2).....	1952, 53
Greg Colbrunn, coach (1).....	2014	Craig Kimbrel, P (3).....	2016, 17, 18
Eddie Collins, coach (1).....	1933	Bill Lee, P (1).....	1973
Tony Conigliaro, OF (1).....	1967	Jon Lester, P (3).....	2010, 11, 14
Scott Cooper, 3B (2).....	1993, 94	Dana LeVangie, coach (2).....	2014, 19
Alex Cora, manager (1).....	2019	Jim Lonborg, P (1).....	1967
Roger Cramer, OF (4).....	1937, 38, 39 , 40	Mark Loretta, 2B (1).....	2006
Joe Cronin, manager, coach, SS (9).....	1935 , 36, 37 , 38 , 39 , 40*, 41, 44, 47*, 83†	Derek Lowe, P (2).....	2000, 02
Ray Culp, P (1).....	1969	Torey Lovullo, coach (1).....	2014
Tom Daley, coach (1).....	1940	Mike Lowell, 3B (1).....	2007
Johnny Damon, OF (2).....	2002, 05	Fred Lynn, OF (6).....	1975, 76 , 77 , 78 , 79 , 80
Rafael Devers, 3B (2).....	2021 , 22	Dave Magadan, coach (1).....	2008
Dom DiMaggio, OF (7).....	1941, 42, 46 , 49 , 50, 51 , 52	Frank Malzone, 3B (8).....	1957, 58 , 59, 59 , 60 , 60 , 63 , 64
Joe Dobson, P (1).....	1948	Felix Mantilla, 2B (1).....	1965
Bobby Doerr, 2B (9).....	1941 , 42, 43 , 44 , 46 , 47, 48, 50 , 51, 88†	J.D. Martinez, DH (4).....	2018 , 19 , 21, 22
J.D. Drew, OF (1).....	2008	Pedro Martinez, P (4).....	1998, 99 , 2000, 02
Walter Dropo, 1B (1).....	1950	Victor Martinez, C (1).....	2010
Dennis Eckersley, P (1).....	1982	John McNamara, manager, coach (2).....	1986, 87*
Jacoby Ellsbury, OF (1).....	2011	Brad Mills, coach (2).....	2005, 08
Nathan Eovaldi, RHP (1).....	2021	Bill Monbouquette, P (4).....	1960 , 60, 62 (1st G), 63
Dwight Evans, OF (3).....	1978, 81, 87	Mitch Moreland, 1B (1).....	2018
Carl Everett, OF (1).....	2000	Joe Morgan, coach (1).....	1989
John Farrell, coach, manager (2).....	2008, 14	Jerry Moses, C (1).....	1970
Carlos Feles, coach (1).....	2019	Juan Nieves, coach (1).....	2014
Rick Ferrell, C (4).....	1933 , 34, 35, 36	Jose Offerman, 2B (1).....	1999
Dave Ferriss, P (1).....	1946	Hideki Okajima, P (1).....	2007
Lou Finney, OF (1).....	1940	David Ortiz, DH, 1B (10).....	2004, 05 , 06 , 07 , 08, 10, 11 , 12 , 13 , 16
Bill Fischer, coach (1).....	1987	Jonathan Papelbon, P (4).....	2006, 07, 08, 09
Carlton Fisk, C (7).....	1972, 73 , 74, 76, 77 , 78 , 80 , 99†	Mel Parnell, P (2).....	1949 , 51
Mike Fornieles, P (1).....	1961 (1st G)	Dustin Pedroia, 2B (4).....	2008 , 09, 10, 13
		Johnny Pesky, SS, coach (2).....	1946 , 63

Bold Red indicates selected to start game

*Manager, AL Team

†Honorary AL Captain

Teams chosen by vote of fans 1947 thru 1957 and 1970 on; 2 games were played 1959-62

Red Sox in the All-Star Game, Continued

Rico Petrocelli, SS (2).....	1967, 69	Birdie Tebbetts, C (2)	1948, 49
Jimmy Piersall, OF (2).....	1954, 56	Luis Tiant, P (2).....	1974, 76
Dick Radatz, P (2).....	1963, 64	Gary Tuck, coach (1)	2008
Manny Ramirez, OF (8).....	2001, 02, 03, 04, 05, 06, 07, 08	Koji Uehara, P (1).....	2014
Jeff Reardon, P (1).....	1991	Ugueth Urbina, P (1).....	2002
Jerry Remy, 2B (1).....	1978	Jason Varitek, C (2).....	2003, 05
Jim Rice, OF, coach (9).....	1977, 78, 79, 80, 83, 84, 85, 86, 99	Mo Vaughn, 1B (3).....	1995, 96, 98
Victor Rodriguez, coach (1).....	2014	Ramón Vázquez, coach (1)	2019
Ron Roenicke, coach (1).....	2019	Mickey Vernon, 1B (1).....	1956
Pete Runnels, 1B, 2B (5).....	1959, 59, 60, 60, 62 (G2)	Hal Wagner, C (1).....	1946
Chris Sale, P (2).....	2017, 18	Tim Wakefield, P (1).....	2009
Jose Santiago, P (1).....	1968	Dave Wallace, coach.....	2005
Curt Schilling, P (1).....	2004	Sammy White, C (1).....	1953
Don Schwall, P (1).....	1961 (2nd G)	Dick Williams, manager (1).....	1968*
George Scott, 1B (2).....	1966, 77	Jimmy Williams, coach (1).....	1999
Sonny Siebert, P (1).....	1971	Ted Williams, OF (19)....	1940, 41, 42, 46, 47, 48, 49, 50, 51, 53, 54, 55, 56, 57, 58, 59, 59, 60, 60
Reggie Smith, OF (2).....	1969, 72	Steven Wright, P (1).....	2016
Bob Stanley, P (2).....	1979, 83	Carl Yastrzemski, OF, 1B (18).....	1963, 65, 66, 67, 68, 69, 70, 71, 72, 73, 74, 75, 76, 77, 78, 79, 82, 83, 89†
Vern Stephens, SS, 3B (4).....	1948, 49, 50, 51	Rudy York, 1B (1).....	1946
Frank Sullivan, P (2).....	1955, 56	Kevin Youkilis, 1B, 3B (3)	2008, 09, 11
Dale Sveum, coach.....	2005	Don Zimmer, coach (1).....	1978

Bold Red indicates selected to start game

* Manager, AL Team

† Honorary AL Captain

Teams chosen by vote of fans 1947 thru 1957 and 1970 on; 2 games were played 1959-62

MOST ALL-STAR GAMES AS PLAYER, RED SOX HISTORY

Player	Games
Ted Williams	19
Carl Yastrzemski	18
David Ortiz	10
Bobby Doerr	9
Jim Rice	8
Wade Boggs	8
Frank Malzone	8
Manny Ramirez	8
Dom DiMaggio	7
Carlton Fisk	7
Jimmie Foxx	6
Fred Lynn	6
Roger Clemens	5
Nomar Garciaparra	5
Lefty Grove	5
Pete Runnels	5

YEARS WITH MOST RED SOX ALL-STAR SELECTIONS

Year	Players
1946	8 (DiMaggio, Doerr, Ferriss, Harris, Pesky, Wagner, Williams, York)
1978	7 (Burlleson, Evans, Fisk, Lynn, Remy, Rice, Yastrzemski)
2002	7 (Damon, Garciaparra, Hillenbrand, Lowe, Martinez, Ramirez, Urbina)
2016	6 (Betts, Bogaerts, Bradley Jr., Kimbrel, Ortiz, Wright)
2011	6 (Beckett, Ellsbury, Gonzalez, Lester, Ortiz, Youkilis)
2010	6 (Beltre, Buchholz, Lester, Martinez, Ortiz, Pedroia)
2009	6 (Bay, Beckett, Papelbon, Pedroia, Wakefield, Youkilis)
2008	6 (Drew, Ortiz, Papelbon, Pedroia, Ramirez, Youkilis)
1977	6 (Burlleson, Campbell, Fisk, Lynn, Scott, Yastrzemski)

5 All-Stars: 1940, '41, '48, '49, '50, '51, '56, '69, '79, 2005, '07, '18, '21;
4 All-Stars: 1936, '37, '38, '39, '42, '44, '53, '60g1, '60g2, '63, '67, '68, '72, '76, '80, '86, 2000, '06; **3 All-Stars:** 1935, '43, '55, '58, '59g1, '59g2, '64, '71, '73, '74, '82, '83, '85, '87, '88, '89, '90, '91, '98, '99, 2003, '04, '13, '17, '19, '22; **2 All-Stars:** 1947, '52, '54, '57, '65, '66, '70, '75, '84, '92, '95, 2014; **1 All-Star:** 1933, '34, '61g2, '62g1, '62g2, '81, '93, '94, '96, '97, 2001, '12, '15, '23; **0 All-Stars:** 1945 (no game), '61g1

MOST ALL-STAR STARTS, RED SOX HISTORY

Player	Starts
Ted Williams	12
Carl Yastrzemski	8
Wade Boggs	7
David Ortiz	7
Manny Ramirez	7
Bobby Doerr	5
Frank Malzone	5
Carlton Fisk	4
Fred Lynn	4
Jim Rice	4

YEARS WITH MOST RED SOX ALL-STAR STARTERS

Year	Players
1946	4 (DiMaggio-CF, Doerr-2B, Pesky-SS, Williams-LF)
1949	4 (DiMaggio-RF, Parnell-P, Tebbetts-C, Williams-LF)
2005	4 (Damon-CF, Ortiz-DH, Ramirez-LF, Varitek-C)
2016	4 (Betts-RF, Bogaerts-SS, Bradley Jr.-LF, Ortiz-DH)

3 starters: 11 times; **2 starters:** 18 times; **1 starter:** 38 times;
0 starters: 22 times

Red Sox in the All-Star Game, Continued

All-Star Game Home Runs by Red Sox

PLAYER	DATE	WHERE	INN.	ON BASE	PITCHER
Ted Williams	7/8/41	DET	9th	2	Claude Passeau
Bobby Doerr	7/13/43	PHI (AL)-a	2nd	2	Mort Cooper
Ted Williams	7/9/46	Fenway	4th	0	Kirby Higbe
Ted Williams	7/9/46	Fenway	8th	2	Rip Sewell
Ted Williams	7/10/56	WAS-b	6th	1	Warren Spahn
Frank Malzone	8/3/59	LAD-c	2nd	0	Don Drysdale
Pete Runnels	7/30/62	CHC	3rd	0	Art Mahaffey
Carl Yastrzemski (PH)	7/15/75	MIL	6th	2	Tom Seaver
Fred Lynn	7/13/76	PHI (NL)	4th	0	Tom Seaver
George Scott	7/19/77	NYG	9th	1	Rich Gossage
Fred Lynn	7/17/79	SEA	1st	1	Steve Carlton
Fred Lynn	7/8/80	LAD-d	5th	1	Bob Welch
Jim Rice	7/6/83	CWS	3rd	0	Atlee Hammaker
Wade Boggs	7/11/89	ANA	1st	0	Rick Reuschel
Manny Ramirez	7/13/04	HOU	1st	1	Roger Clemens
David Ortiz	7/13/04	HOU	6th	1	Carl Pavano
J.D. Drew	7/15/08	NYG	7th	1	Edinson Volquez
Adrián González	7/12/11	ARI	4th	0	Cliff Lee

a-Shibe Park b-Griffith Stadium c-LA Coliseum d-Dodger Stadium

Red Sox Pitchers Who Have Started the All-Star Game

PITCHER	YEAR/CITY	DEC.	IP	H	R	ER	BB	SO
Lefty Grove	1936/Boston (NL)	Lost	3.0	3	2	2	2	2
Mel Parnell	1949/Brooklyn	ND	†1.0	3	3	3	1	1
Bill Monbouquette	1960/Kansas City	Lost	2.0	5	4	4	0	2
Dennis Eckersley	1982/Montreal	Lost	3.0	2	3	3	2	1
Roger Clemens*	1986/Houston	Won	3.0	0	0	0	0	2
Pedro Martinez*	1999/Boston	Won	2.0	0	0	0	0	5
Derek Lowe	2002/Milwaukee	ND	2.0	2	1	1	0	0
Chris Sale	2017/Miami	ND	2.0	3	0	0	0	2
Chris Sale	2018/Washington	ND	1.0	1	0	0	0	1

*Selected MVP †Faced 3 batters in 2nd inning

Most Hits in an All-Star Game

Ted Williams and Carl Yastrzemski are tied with Joe Medwick for most hits in an All-Star Game with 4. Williams had his 4 (2 singles, 2 home runs) on 7/9/1946 at Fenway Park in a 12-0 American League win. Yastrzemski hit 3 singles and a double on 7/14/1970 in Cincinnati in a 12-inning, 5-4 National League win. He was named Outstanding Player of the game.



All-Star Games at Fenway Park

On 7/13/1999, the Red Sox hosted the 3rd All-Star Game ever to be played at Fenway Park. The American League defeated the National League, 4-1, as Pedro Martinez, the eventual MVP of the Mid-Summer Classic, started and struck out 5 of the 6 batters he faced for the win.

Fenway Park was the site of the 2nd All-Star Game played in 1961. That game featured solid pitching by both sides and ended in a 1-1 tie that was called after 9 innings and a 30-minute rain delay. The Tigers' Rocky Colavito hit a 1st-inning home run for the AL, which managed only 4 hits in the game. The NL's only run scored on an RBI single by the Cardinals' Bill White off Red Sox rookie Don Schwall, who allowed all 5 NL hits in 3.0 innings. The other Red Sox representative at the '61 game at Fenway was manager Mike Higgins, who served as a coach.

The 1st All-Star Game held at Fenway was on 7/9/1946 after a 1-year hiatus due to World War II-related travel restrictions. The American League defeated the National League, 12-0, in a game highlighted by the hitting heroics of Ted Williams. Williams delivered 2 home runs, 2 singles and a walk in his 5 plate appearances, scoring 4 runs and driving in 5 as the AL out-hit the NL, 14-3. In addition to Williams, 7 other Red Sox were AL All-Stars in '46: Johnny Pesky, Dom DiMaggio, Bobby Doerr, Rudy York, Hal Wagner, Dave Ferriss and Mickey Harris.

1945 All-Star Replacement Game

The 1945 All-Star Game was scheduled for Fenway Park. However, due to the on-going war in Europe and with Japan, the game was cancelled, the only year no game has been played since the series began in 1933.

On 7/9-10/1945, there were 9 exhibitions played with proceeds going to benefit war relief efforts. On 7/9, games were played at Chicago's Comiskey Park (Cubs vs. White Sox), New York's Polo Grounds (Yankees vs. Giants), in Great Lakes, IL (Athletics vs. Great Lakes Navy Team), in Cleveland (Reds vs. Indians), and in Indiantown Gap, PA (Pirates vs. Indiantown Gap Army Team). The biggest crowds were 47,144 (Chicago) and 41,267 (New York).

On 7/10, games were played at Washington's Griffith Stadium (Dodgers vs. Senators), St. Louis' Sportsmans Park (Cardinals vs. Browns), Boston's Fenway Park (Braves vs. Red Sox), and Philadelphia's Shibe Park (Phillies vs. Athletics). The highest attendance figures were in Washington (28,791) and St. Louis (24,113).

The only ML team that didn't play was Detroit, which was denied permission to travel to Pittsburgh by the U.S. Government. The Pirates therefore played a U.S. Army team. The A's played a game each day in 2 locations.

The game at Fenway Park drew 22,809 plus 846 servicemen and women and raised \$70,000 for the United War Fund. New Commissioner Senator A.B. "Happy" Chandler made his 1st official visit to Boston and took part in the 1st-pitch ceremonies with Massachusetts Governor Maurice Tobin.

The Red Sox won the game, 8-1, behind rookie pitching star Dave Ferriss and 3 hits, including a home run, by right fielder George "Catfish" Metkovich.


1945 All-Star Replacement Game Box Score

Braves	0	0	0	0	0	0	1	0	0	--	1	7	0
Red Sox	0	2	2	0	0	2	1	1	x		8	13	0

Braves - Javery (L), Hutchings (4), J. Tobin (5), Hutchinson (7) and Masi
 Red Sox - Ferriss (W), Heflin (4), Hausmann (7) and Garbark, Walters (4)
 HR - Metkovich

T - 1:42; Att. - 22,809

Special thanks to Walt Wilson of the Society for American Baseball Research (SABR) and the *Boston Globe* sports department for the information on the 1945 All-Star replacement games.



Ted Williams waved to the crowd at the 1999 All-Star Game.

Fenway Park

Major League Baseball's oldest and smallest ballpark, Fenway Park has been the home of the Boston Red Sox since April 20, 1912 when, after two days of rainouts, the park hosted its first regular season game, an 11-inning, 7-6 Boston win over the New York Highlanders in front of 27,000 fans.

In 112 seasons, venerable Fenway Park has been home to many of the greatest players in baseball history, including Hall of Famers Babe Ruth, Tris Speaker, Lefty Grove, Jimmie Foxx, Joe Cronin, Ted Williams, Bobby Doerr, Carl Yastrzemski, Carlton Fisk, Jim Rice, Pedro Martinez, and David Ortiz. The park has witnessed some of the most memorable moments in baseball history, highlighted, perhaps, by Fisk's 12th-inning home run to win Game 6 of the 1975 World Series, and the amazing comeback against the Yankees in Game 4 of the 2004 American League Championship Series.

Among the world's most famous sporting venues, Fenway Park is best known for the 37-foot high, 231-foot long "Green Monster" left-field wall, which looms only 310 feet from home plate. Equally enticing to hitters is "Pesky's Pole," the right-field foul pole named for Red Sox great Johnny Pesky, which stands only 302 feet from home plate.

Nestled into the Fenway neighborhood of Boston, the park was largely rebuilt for the 1934 season after a five-alarm fire destroyed construction underway by new owner Tom Yawkey. Fenway Park has undergone a series of improvements since the Henry-Werner Group purchased the team in 2002, and in 2023 it was recognized as the "Sports Facility of the Year" by the *Sports Business Journal*.

The astounding popularity of the ballpark and the team enabled the Red Sox to sell out 793 consecutive games from 2003-13, the longest recorded regular-season sellout streak in U.S. professional sports history. Hundreds of thousands of fans from all over the globe visit Fenway Park year-round. Tours of the ballpark, conducted in English, Spanish, and Japanese, are available daily.

FENWAY FACTS

Constructed	1912
Rebuilt	1934
First Game.....	April 20, 1912
.....Red Sox 7, Highlanders 6 (11 inn.)	
Seating Capacity (Night).....	37,555
Seating Capacity (Day)	37,105
Dell Technologies and State Street Levels	5,457
Box Seats.....	13,806
Grandstand.....	11,563
Bleachers	6,257
Green Monster	269
Right Field Sam Deck.....	203

OUTFIELD DIMENSIONS

Left Field	310 feet
Left-Center Field	379 feet
Center Field.....	390 feet
Deep Center Field.....	420 feet
Deep Right Field	380 feet
Right Field.....	302 feet

HEIGHT OF OUTFIELD WALLS

Left Field	37 feet
Center Field.....	17 feet
Bullpens	5 feet
Right Field.....	3-5 feet

LENGTH OF LEFT FIELD WALL

231 feet (228 feet in fair territory)

ALL-TIME RED SOX BATTING LEADERS AT FENWAY PARK

Batting Leaders

AVG (min. 2,000 AB)	.369	Wade Boggs
Hits	1,822	Carl Yastrzemski
HR	248	Ted Williams
RBI	1,063	Carl Yastrzemski

ALL-TIME RED SOX PITCHING LEADERS AT FENWAY PARK

Pitching Leaders

Wins	98	Tim Wakefield
Strikeouts	1,332	Roger Clemens
ERA (min. 500.0 IP)	1.80	Carl Mays
Saves	104	Jonathan Papelbon



The Seats

The Wooden Grandstands

Installed during the **1933-34** off-season, Fenway Park's wooden grandstand seats serve as living tributes to the ballpark's history. A fire in January 1934 interrupted renovations, but the park was ready for Opening Day, including these seats. Roughly 75 years later, as part of major improvements between 2008 and 2010, the seats were refurbished and reinstalled. Fans who attend games at Fenway Park today can sit in the same seats their grandparents (and great-grandparents) sat in decades prior.



The Red Seat

On June 9, 1946, Ted Williams hit a 502-foot home run to right field off Detroit RHP Fred Hutchinson. The ball landed on top of the straw hat of Joseph A. Boucher, 56, a construction engineer from Albany, NY who was sitting in **Section 42, Row 37, Seat 21**. "The sun was right in our eyes," he said. "All we could do was duck. I'm glad I didn't stand up. They say it bounced a dozen rows higher, but after it hit my head, I was no longer interested." At that time, the bleachers were benches and not individual seats. In 2016, David Ortiz said reaching the Red Seat is "unhuman." It is still the longest home run ever measured at Fenway Park.



The Foul Poles

Fisk Pole

In Game 6 of the 1975 World Series, Carlton Fisk led off the bottom of the 12th inning with a walk-off home run that clanged off the foul pole above Fenway Park's Green Monster, giving the Red Sox a 7-6 win over the Cincinnati Reds and tying the series at 3-3. Nearly 30 years later, on **June 13, 2005**, prior to an Interleague game against the Reds, the Red Sox honored their former catcher by officially renaming it "Fisk Pole" during a ceremony in the Monster Seats. "The video of Fisk trying to wave the ball fair remains one of the game's enduring images," Red Sox then-president Larry Lucchino said in 2005. "That home run, and that World Series, helped revitalize baseball."



Pesky's Pole

Johnny Pesky was one of the longest-serving ambassadors in Red Sox history, spending 61 years with the organization in nearly every role imaginable, beginning with his minor league playing career in 1940 and lasting until his death at the age of 93 in 2012. Believed to be coined by former Red Sox pitcher Mel Parnell, Fenway Park's right field foul pole was informally known as "Pesky's Pole" for decades beginning in the 1960s, a playful reference to Pesky taking advantage of Fenway's short distance to the right field corner (302 feet). It wasn't until **September 27, 2006** (Pesky's 87th birthday) that the Red Sox made the name official. The pole has been dented by baseballs and signed by thousands of fans over the years, though it underwent significant repairs and received a fresh coat of paint in December 2016.



The Green Monster

Fenway Park's "Green Monster"—the 37-foot, 2-inch wall that extends 231 feet from the left-field foul line to the center-field bleachers—is arguably the most iconic feature of any ballpark in Major League Baseball, rivaled only by Wrigley Field's ivy-covered walls and the upper-deck façade of Yankee Stadium.

"Duffy's Cliff"

The wall did not exist in its current incarnation when Fenway Park opened on April 20, 1912. The original wall was a 25-foot wood-plank fence held fast by horizontal supports known as "whalers" on the backside, built to keep spectators from watching from the Boston Garage Company across Lansdowne Street. The fence was fronted by a 6-to-10 foot earthen embankment, which extended from the bleachers to the property line and was needed because the plot of land on which Fenway Park was built was on an uneven grade, higher on the street side. The embankment was soon dubbed "Duffy's Cliff" because of the skillful way Red Sox left fielder Duffy Lewis navigated the incline in pursuit of fly balls. During the 1912 World Series against the New York Giants, seven rows of bleachers were temporarily installed on the embankment.



In Fenway Park's early years, a 25-foot wood-plank fence was fronted by an embankment known as "Duffy's Cliff."

First baseman Hugh Bradley, a Holy Cross graduate and native of Worcester, Mass., hit the first home run in Fenway Park on April 26, 1912, in the seventh inning of a 7-6 victory over the Philadelphia Athletics. Bradley's three-run home run, which erased a 6-4 deficit, cleared the wall in left field, which previously had been thought to be out of reach of hitters in baseball's "deadball" era. Paul Shannon, writing in the *Boston Post*, called it a "feat that may never be duplicated."

The Manual Scoreboard

The original left-field scoreboard was nearly identical to the one built in Detroit's Navin Field, which opened on the same day as Fenway Park in 1912. It was called an electronic scoreboard, but that was only partially the case; a pressbox keyboard operator communicated information to the scoreboard operators electronically. Operators behind the scoreboard then scrambled up and down a network of ladders and steps and benches, and manually slid markers into slots.

A new scoreboard debuted after Fenway Park was renovated for the 1934 season, the first truly electronically operated scoreboard in baseball with its red, green and yellow lights to signal balls, strikes and outs. It remains one of two manually operated scoreboards in the Major Leagues, the other being in Wrigley Field.

Creating a Monster

When Fenway Park was renovated for the 1934 season, work crews leveled Duffy's Cliff and replaced the wooden fence with what we now know as the Green Monster. The lower 18 feet of the wall was concrete and topped by a 19-foot frame made of 2-by-4 railroad ties bolted together, the entire structure covered with a skin of tin. The wall's reinforced steel-and-concrete foundation extended 22 feet below field level.

Red Sox left fielder Julius "Moose" Solters hit the first home run over the new wall on April 19, 1934, a walk-off home run in the ninth inning of a 5-4 victory over the Washington Senators in the first game of a Patriots Day doubleheader. Newspaper reports said Solters' home run off General Crowder of the Senators went into the windows of the auto shop across Lansdowne Street.



After the 1933 season, the wooden fence in left field was replaced by what we know today as the Green Monster (photo courtesy of the Boston Public Library).

In 1936, a 23-foot, 7-inch net was placed on top of the wall, to protect the windows of business establishments across the street. It was a prudent decision: right-handed slugger Jimmie Foxx would hit 217 home runs over the next six seasons, including 50 in 1938.

In 1947, the year light towers were installed in Fenway Park, the Red Sox elected to scrape the ads that had adorned the wall and painted it "Dartmouth green" to match the rest of the ballpark.

The Green Monster, Continued

The Modern Wall

It is unclear when the term “Green Monster” first was used. For many years—through the 1980s—it was usually referred to as “The Wall.” In a 1958 story, *Boston Globe* reporter Hy Hurwitz referred to the “easy to reach green monster in Ted Williams’ territory,” and a *UPI* story on August 24, 1960 referred to a double off Fenway Park’s “Green Monster.” Red Sox reliever John Wyatt in 1966 referred to the “jolly green monster” in left, and during the 1967 World Series frequent references were made to the Green Monster.



After the 1975 season, the original tin facing of the Green Monster was stripped off.

The left-field foul pole is known as the “Fisk Pole,” in honor of the game-winning, 12th-inning home run hit off the pole by Hall of Fame catcher Carlton Fisk in Game 6 of the 1975 World Series against Cincinnati on October 21, 1975. The home run came off Reds pitcher Pat Darcy and broke a 6-6 tie.

After the 1975 season, the original tin facing of the wall was stripped off and cut into thousands of 2 ½ inch-by-4 ½ inch rectangles that were mounted on wooden plaques and sold to raise money for the Jimmy Fund, which supports research and care for pediatric and adult cancer at the Dana-Farber Cancer Institute. Installed in its place was a Formica-like material.

After the 2002 season, the team’s new ownership group, headed by John Henry and Tom Werner, decided to remove the screen atop the wall and replaced it with 269 barstool-type seats, which have quickly become among some of the most highly sought seats in the ballpark. Standing-room tickets are also available on the Monster.



Today, seats atop the Green Monster are some of the most coveted in all of baseball.

The Statues

Some of the greatest Red Sox players are immortalized outside Fenway Park's Gate B on Van Ness Street.



TED WILLIAMS

The Red Sox honored Hall of Famer Ted Williams with the first statue in the ballpark's history, unveiled on April 16, 2004. An idea originally proposed by Mayor Thomas M. Menino after Williams' passing in 2002, the statue depicts the slugger, standing 8-feet, 6-inches tall, holding a bat and placing his cap on a child with cancer. The statue was moved a few feet down Van Ness St. in 2010, when the Teammates statue was installed.



CARL YASTRZEMSKI

Hall of Famer Carl Yastrzemski was on hand when a statue in his honor was dedicated on September 22, 2013. The statue captures a moment that took place on Sunday, October 2, 1983, when the lifelong Red Sox star tipped his helmet to fans at Fenway Park before the final at-bat of his 23-year career. Yaz retired that day having played the most games that any player had ever played to that point in the history of MLB (3,308).

TEAMMATES

On June 9, 2010, the Red Sox unveiled a statue dedicated to Bobby Doerr, Dom DiMaggio, Johnny Pesky, and Ted Williams. The statue recognizes the remarkable bonds of camaraderie that these four Red Sox legends enjoyed for over half a century, first as teammates, and then as lifelong friends, the story of which was immortalized in David Halberstam's memorable book, *The Teammates – Portrait of a Friendship*.



Beyond Baseball

Football

Fenway Park's first non-baseball sporting event took place on November 28, 1912, when Boston Latin defeated Boston English, 7-6, in Fenway's first high school football game. Football at the high school, collegiate, and professional levels remained a constant at the venue through 1968, then returned in 2015 after a 47-year hiatus when Notre Dame defeated Boston College in the Shamrock Series, 19-16. High school football at Fenway has become an annual November tradition, while the Fenway Bowl—a collegiate Bowl Game featuring teams from the AAC and ACC—made its debut in 2022 (Louisville vs. Cincinnati).



Hockey

The first hockey game at Fenway Park was played on January 1, 2010, when the Boston Bruins defeated the Philadelphia Flyers in overtime, 2-1, in the NHL's Winter Classic. That event paved the way for the inaugural "Frozen Fenway" event in 2010, featuring several men's and women's high school and collegiate games in January. The NHL's Winter Classic returned in January 2023 when the Bruins faced off against the Pittsburgh Penguins, making Fenway the first venue to host the event multiple times.



Music

Fenway Park hosted the Newport Jazz Festival in July 1973, an event that featured Ray Charles and Stevie Wonder. Thirty years later, when Bruce Springsteen and the E Street Band entertained thousands of fans from the Fenway outfield, it began a new era of America's Most Beloved Ballpark hosting some of the biggest music acts in the world (see below).

Other Events

Fenway Park has hosted a number of other sporting events, including lacrosse, boxing, wrestling, and soccer. In recent years, Fenway Sports Group has found new and exciting ways to showcase the ballpark's multi-use possibilities, perhaps none more daring than the 2016 Polartec Big Air, a skiing and snowboarding competition that featured a 140-foot snow ramp that stood taller than the ballpark's light towers. Other events of the past 20 years have included the Irish sport of hurling, the Spartan Race, Red Bull Crashed Ice, and Topgolf. In recent years, Fenway Park has served as an early voting center and as a mass vaccination site to help administer COVID-19 vaccines and booster shots.



History

BANDS/ARTISTS/COMEDIANS TO PERFORM AT FENWAY PARK, 2003-2023

Sir Paul McCartney • Lady Gaga • Bruce Springsteen and the E Street Band • Zac Brown Band
Billy Joel • Dave Matthews Band • Pearl Jam • The Rolling Stones • James Taylor • Bonnie Raitt
P!NK • Jay-Z and Justin Timberlake • Jackson Browne • Foo Fighters • The Who • Jimmy Buffet
The Police • Luke Bryan • Jason Aldean • Joan Jett and the Blackhearts • Pat Benatar & Neil Giraldo
Neil Diamond • Phish • Aerosmith • J. Geils Band • Sheryl Crow • Red Hot Chili Peppers • Macklemore
Tom Petty & the Heartbreakers • Imagine Dragons • Jack White • Dead & Company • Black Eyed Peas
Bill Burr • Jonas Brothers • Maroon 5 • Guns N' Roses • Green Day • Weezer • Poison • Fall Out Boy
Bad Bunny • The Backstreet Boys • Journey and Def Leppard • Mötley Crüe • Kid Rock • Dropkick Murphys
Kane Brown • Florida Georgia Line • Nelly • Chris Lane • Gabby Barrett • Roger Waters performing "The Wall"
Mighty Mighty Bosstones • Willie Nelson • Bleachers • Royal Blood • Boyz II Men • Bell Biv DeVoe
New Kids on the Block • Paula Abdul • Kelsea Ballerini • Teddy Swims • Ashland Craft • Darius Rucker
Drake White and the Big Fire • Mammoth WVH • Mission to Burma • The Interrupters • Restless Road
Thomas Rhett & A Thousand Horses • Fiction Plane • MGMT • Miranda Lambert • Royal & The Serpent
Jenny Dee and the Deelinquents • Jordin Sparks • Street Dogs • Jake Owen • Cody Johnson • Grouplove
Gavin DeGraw • Steve Winwood • Olivia Jean • Muddy Magnolias • Dee Jay Silver • Robert Randolph Band
DJ White Shadow • Mark O'Connor Band • Darrel Scott • Sam Hunt • Jon Pardi • Alesso • King Calaway
Morgan Wallen • DJ Rock • The Monsieurs • The Struts • Speedy Ortiz • Dinosaur Jr. • Kings Elliot • Ava Max
Peter Wolf & the Midnight Travelers • Caroline Jones • Cheap Trick • Peter Wolf • St. Vincent • Thundercat
Lukas Nelson & Promise of the Real • blackbear • Jordan McGraw • Extreme • Classless Act • Four Year Strong
The Pretenders • Bailey Zimmerman • Ernest • HARDY • Parker McCollum • Bring Me the Horizon • DJ KidCutUp

Fenway Park History: 1912-1941

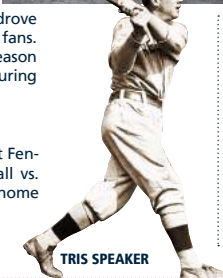
RED SOX BASEBALL AT FENWAY

4.20.1912

Following an April 9 exhibition victory over Harvard and a pair of rainouts, the Red Sox won the first official game at Fenway, beating the New York Highlanders (who'd later become the Yankees) 7-6 in 11 innings. Tris Speaker drove home the game winner in front of 27,000 fans. The Red Sox go on to win 105 regular season games and capture the World Series during their first season at Fenway Park.

4.26.1912

1B Hugh Bradley hit the first home run at Fenway and the first over the left field wall vs. Philadelphia. It was the second and last home run of his Major League career.



TRIS SPEAKER

9.11.1918

The Red Sox clinched the 1918 World Series with a 2-1, Game Six victory over the Chicago Cubs. This was the last championship-clinching victory won by the Red Sox at Fenway Park until Game 6 of the 2013 Series.

6.12.1916

RHP George Foster threw the first no-hitter by a Red Sox pitcher at Fenway Park, leading the Red Sox to a 2-0 win over the New York Yankees. Fenway Park's first no-hitter was thrown by the Boston Braves' George Davis in a 7-0 victory over Philadelphia on September 9, 1914.

1912

OTHER FENWAY EVENTS

11.28. 1912

Boston Latin defeated Boston English 7-6 in Fenway Park's first high school football game. Two days later, Oak Park (IL) High School beat Everett (MA) High School 32-12 in the National High School Championship Game. Over the next few decades, several high school football games were played at the park.

10.31.1914

Boston College and Norwich University competed in Fenway Park's first college football game with BC winning 28-6. The Eagles used the park as a frequent home venue through the 1950s.

BOSTON UNIVERSITY AT FENWAY PARK



5.23.1915

In memory of American military members killed in the Spanish-American War, a memorial service was held at Fenway Park with 15,000 in attendance. A memorial service was regularly held at the park over the next few decades.



1914

1918

FENWAY PARK CONSTRUCTION

6.24.1911

Representing his family, John Taylor announced their intention to build Fenway Park. Prior to the 1912 season, the Red Sox played their home games at the Huntington Avenue Grounds, now part of the campus of Northeastern University.



9.24.1911

The groundbreaking occurred for the new ballpark.


5.8.1926

In the first Fenway Park fire, the bleachers along the left-field foul line burned down and were not replaced, giving fielders the chance to snare foul flies behind the third base grandstand.

1918

7.3.1932

The Sox were hammered by the Yankees 13-2 in the first Sunday game at Fenway Park. Sunday baseball was approved in Boston three years earlier, but not at Fenway due to its proximity to a church. The Sox played their Sunday games at Braves Field on Commonwealth Avenue until the law was changed. They actually played the first Boston Sunday game, a 7-3 loss to Philadelphia, at Braves Field, April 28, 1929 in front of 22,000 fans.



TED WILLIAMS

1932



11.14.1925

Boston University played its first football game at Fenway Park, a 14-6 victory over Providence College. BU played occasional home games at Fenway Park through the mid-20th century.

1941

1.5.1934

A five-alarm, four-hour blaze, the second Fenway Park fire, virtually destroyed the construction underway by new owner Thomas A. Yawkey to refurbish the park. Following the fire, construction began on a new left-field grandstand, the bleachers, and the new left field wall.

1936

A 23-foot tall screen was installed above the left field wall. The screen would remain until the Green Monster Seats were constructed in 2003.

9.22.1935

The largest crowd to ever see a game at Fenway Park – 47,627 – turned out for a double-header with the Yankees. Crowds of this size will never be equaled under Fenway Park's current dimensions. More stringent fire laws and league rules after World War II prohibited overcrowding that was permitted in the 1930's.

1940

Bullpens were constructed in front of the bleachers replacing the old bullpen areas in the outfield foul territory beyond the dugouts. Tom Yawkey replaced the right field pavilion section he built in 1934 with an extension of the grandstand, reducing the distance to the right field foul pole to 302 feet.

1934

1940

Fenway Park History: 1942-2001

RED SOX BASEBALL AT FENWAY

6.9.1946

Ted Williams hit a monumental 502-foot home run to right field off Detroit right-hander Fred Hutchinson. The ball landed on top of the straw hat of Joseph A. Boucher, a 56-year-old construction engineer from Albany, NY who was sitting in Section 42, Row 37, Seat 21. "The sun was right in our eyes," he said. "All we could do was duck. I'm glad I didn't stand up. They say it bounced a dozen rows higher, but after it hit my head, I was no longer interested." At that time the bleachers were actual bleachers and not individual seats.

1946

7.9.1946

The Red Sox hosted their first All-Star Game at Fenway Park, a 12-0 American League win. Eight Red Sox were on the All-Star team, but Ted Williams stole the show, going 4-for-4 with two homers, a walk, five RBI and four runs scored.

7.31.1961

Fenway Park was the site of the second All-Star Game played in 1961. The game ended in a 1-1 tie, called after nine innings and a 30-minute rain delay.

10.4.1948

The first playoff game in AL history took place at Fenway, and Cleveland rookie left-hander Gene Bearden beat the Red Sox 8-3. Shortstop-Manager Lou Boudreau led the Indians with two homers and two singles. The defeat prevented the only cross-town World Series in Boston history. Cleveland went on to beat the Boston Braves 4-2 in the World Series.

OTHER FENWAY EVENTS

11.4.1944

Just three days before being elected to an unprecedented fourth term in the Oval Office, President Franklin D. Roosevelt delivered the final speech of his political career at Fenway Park before more than 40,000 supporters. Republican presidential nominee Barry Goldwater and Democratic presidential candidate Eugene McCarthy also gave speeches at Fenway Park in 1964 and 1968, respectively.



7.29.1954

Fenway Park's first basketball game took place as the Harlem Globetrotters defeated the George Mikan United States All-Stars, 61-41.

1960

FENWAY PARK CONSTRUCTION

1947

Green paint replaced advertisements covering the left field wall. No more Calvert Owl ("Be wise"), Gem Blades ("Avoid 5 o'clock shadow"), Lifebuoy ("The Red Sox use it") and Vimms ("Get that Vimms feeling").

1976

Fenway Park's first message board in center field was part of a construction project that included a rebuilding of the left field wall as well as a new enclosed press box. Starting in 1976, National League scores were shown only on the new message board. They returned to the left field scoreboard in 2003.

6.13.1947

The Red Sox defeated the White Sox 5-3 in Fenway Park's first night game. The Red Sox were the third-to-last of the 16 Major League clubs to add lights to the playing field.

1947

1976

6.26.1962

Red Sox RHP Earl Wilson no-hit the Los Angeles Angels in a 2-0 Boston win, becoming the first African-American to throw a no-hitter in the American League.



10.21.1975

The first AL World Series night game was played at Fenway Park, and it was a classic. The memorable Game 6, delayed three days by rain, lasted 4:01. The Red Sox tied the game at 6-6 in the last of the eighth on Bernie Carbo's three-run, pinch-hit homer with two outs, taking the win with Carlton Fisk's off-replayed home run off Pat Darcy leading off the last of the 12th.



10.1.1967

On the final day of the regular season, the "Impossible Dream" Red Sox clinched the American League pennant with a 5-3 victory over Minnesota. The Red Sox would fall in seven games to the St. Louis Cardinals in the World Series.

10.2.1978

After finishing the season with identical records, the Red Sox and New York Yankees played the second playoff game of its kind in American League history at Fenway Park. On the strength of Bucky Dent's three-run, 7th inning homer, the Yankees defeated the Red Sox 5-4 to capture the AL East Division crown.

4.29.1986

RHP Roger Clemens struck out a Major League, single-game record 20 batters in a 3-1 victory over the Seattle Mariners. Clemens earned AL MVP and Cy Young honors, leading the Red Sox to the 1986 World Series where they lost to the New York Mets in seven games.

7.13.1999

The Red Sox hosted their third All-Star Game, a 4-1 AL win. For the first time in history, the All-Star Game was a three-day event featuring a celebrity hitting contest, a Futures game, and a home run derby.

1967

9.8.1963

The AFL's Boston Patriots downed the Oakland Raiders, 20-14, kicking off a six-year stay at Fenway Park. The Boston Shamrocks, Boston Redskins, and Boston Yanks also played professional football games at the park.



FENWAY PARK 1967

7.27-28.1973

The Newport-New England Jazz Festival brought Ray Charles, Stevie Wonder, B.B. King, and many other famous musicians to play at Fenway Park.

7.8.1968

Legendary soccer player Pelé led his Santos FC team to a 7-1 victory over the Boston Beacons. Occasional soccer matches also took place at the park in the 1920s and 1930s.

1978

FENWAY PARK 1975



1988-1989

The 600 Club, a glass-enclosed section of 606 stadium club seats, was added on the roof behind home plate. New broadcast booths and the press box were relocated on top of the 600 Club. In 2002, the club was renamed the .406 Club in honor of the late Ted Williams, who passed away earlier that year.

1982-1983

Private suites were built atop the left and right field stands.

1989


Fenway Park History: 2002-2023

RED SOX BASEBALL AT FENWAY

10.17.2004

With the Red Sox down to their last three outs in the 2004 ALCS, pinch-runner Dave Roberts stole second base off Yankees closer Mariano Rivera and set up a game-tying RBI by third baseman Bill Mueller. The game ended on a David Ortiz walk-off home run in the 12th inning.

DAVE ROBERTS



4.11.2005

The defending champions received their World Series rings prior to the home opener against the Yankees. Led by Johnny Pesky and Carl Yastrzemski, former players who had longed for such a day helped the active players raise the World Championship flag. James Taylor sang "America the Beautiful," the Boston Symphony and Boston Pops played "The Star-Spangled Banner," and wounded soldiers back from war presented the rings. Boston icons Bobby Orr, Bill Russell, Tedy Bruschi and Richard Seymour threw the Ceremonial First Pitches. And, in fitting style, the Red Sox beat the Yankees.

9.1.2007

Clay Buchholz became the first Red Sox rookie to ever pitch a no-hitter, blanking the Baltimore Orioles 10-0.

5.19.2008

Jon Lester threw the first no-hitter of 2008 in a 7-0 win vs. Kansas City. He became the fourth lefty ever to throw a no-hitter at Fenway Park.

4.19.2012

In perhaps the highest-attended event in Fenway Park history, the Red Sox welcomed nearly 55,000 fans to the storied ballpark for a free Open House on the eve of its official Centennial.



4.20.2012

Over 200 Red Sox alumni returned to Fenway Park 100 years to the date of the first Red Sox game at the ballpark. This reunion served as a major highlight of the season-long, 100th Anniversary celebration of Fenway Park. The Red Sox and Yankees battled it out in throwback uniforms, a reenactment of the franchise's Fenway opener in 1912.

2007

OTHER FENWAY EVENTS

9.6-7.2003

Bruce Springsteen and the E Street Band performed the first concerts at Fenway Park in three decades, beginning a series of concerts the park has held in recent years. See page 297 for a complete list of concerts at Fenway Park.



2010 WINTER CLASSIC

9.17.2008

More than 3,000 new citizens were sworn in as Fenway Park hosted its first naturalization ceremony. The park also hosted a naturalization ceremony in 2010, the largest such ceremony ever held.

1.1.2010

On New Year's Day, the NHL's Boston Bruins won the 2010 Winter Classic beating the Philadelphia Flyers in a 2-1 overtime victory.

7.21.2010

42 years after Fenway Park's last soccer match, Celtic F.C. beat Sporting Lisbon, 2-1.

7.25.2012

Soccer fans from around the world turned out for a pre-season friendly at Fenway Park between Liverpool F.C. and A.S. Roma, with Roma ultimately prevailing by a 2-1 score. Roma won again, 1-0, when Fenway Park hosted a rematch on July 23, 2014.

WINTER 2011-12

An ice rink once again topped the Fenway Park tundra as several college and high school teams played at "Frozen Fenway," while open-public skating was also offered to Boston residents. "Frozen Fenway" has since returned several times.

2008

FENWAY PARK CONSTRUCTION

INSTALLING GREEN MONSTER SEATS



APRIL 2002

Two rows of "dugout" seats debuted, along with a media interview room, players lounge and expanded family lounge. With these changes, a ten-year cycle of major, annual improvements to Fenway Park began.

2003

Among many additions, Green Monster seats debuted above the left-field wall and Yawkey Way opened to the public after a one-month trial the previous September.

2012

"Fenway Park: A Living Museum," a collection of 100 plaques, historical markers, and displays debuted throughout the ballpark in early 2012, as part of an effort to help educate guests about Fenway's wide-ranging history.

3.25.2005

The Red Sox announced a long-term commitment to remain at Fenway Park, "America's Most Beloved Ballpark," and the oldest park in the Major Leagues. A comprehensive plan for a complete renovation was submitted to the City of Boston Landmarks Commission, the Massachusetts Historic Commission, and the National Park Service.



2015

Fenway Farms opens as a rooftop garden in time for Opening Day in 2015.

2002

2015



10.30.2013

Boston's 6-1 win over St. Louis in Game 6 secured the franchise's eighth World Series title, and third in ten years. It was the Red Sox' first clinching World Series win at Fenway Park since the 1918 team won it all 95 years prior.

4.20.2013

In an emotional day at Fenway Park and throughout the City of Boston, the Red Sox played their first home game following the tragic events at the Boston Marathon five days earlier. An emotional David Ortiz proclaimed during pre-game ceremonies that "This is our...city," and Daniel Nava hit a go-ahead homer in the bottom of the eighth inning, leading the Red Sox to a 4-3 victory over the Royals.



10.10.2016

Boston's season ended with a 4-3 loss to Cleveland in the ALDS, but the largest postseason crowd in Fenway's history (39,530) stayed long after the final out to give David Ortiz a proper sendoff in his final game as a player.



9.30.2018

The Red Sox closed out their 2018 regular season with a 10-2 win over the Yankees. Boston's 108 wins were 3 more than the previous franchise best, established 106 years prior in 1912 (105).

OCTOBER 10-11, 2021

One day after defeating the Rays in Game 3 of the ALDS on a 13th-inning walk-off home run from Christian Vázquez, the Red Sox punched their ticket to the ALCS with another walk-off victory in Game 4, this time on a sacrifice fly from Kiké Hernández in front of an electric Fenway crowd. Boston became only the 2nd team ever to clinch a Post-season series with back-to-back walk-off wins, joining the 1991 Twins.



2013



FALL 2015

Fenway Park donned football goalposts for the first time since 1968, playing host to the Shamrock Series, a 19-16 Notre Dame win over Boston College, as well as Thanksgiving high school games. The same week, Galway defeated Dublin in the first hurling match at Fenway since 1954.

9.1-2.2017

Lady Gaga made her Fenway Park debut as part of her *Joanne World Tour*, becoming the first female to headline a concert at the venue.



WINTER 2020-21

After more than 4,500 people voted early at Fenway Park from Oct. 17-18, 2020, the ballpark opened as Boston's first mass vaccination site on 2/1/21.



BIG AIR AT FENWAY

2.11-12.2016

An incredible 140-foot snow ramp, taller than the light towers, stood as the centerpiece of "Big Air at Fenway," a two-day snowboarding and freeskiing event.

12.17.2022

Scheduled to debut in 2020 but delayed twice due to the COVID-19 pandemic, the 2022 Wasabi Fenway Bowl was the culmination of years of preparation and hard work to bring a collegiate bowl game to 4 Jersey Street. The University of Louisville defeated the University of Cincinnati, 24-7.

2023

2016

The State Street Pavilion level was expanded to accommodate 265 new seats in the Right Field Pavilion Reserved and Left Field Pavilion Reserved sections.



JIM BEAM DUGOUT

2017

The Red Sox made several new improvements for the 2017 season, including the addition of two rows of dugout seats, a new video board on the right-field roof deck, the restoration of Pesky Pole, and a removable bullpen wall that allows Fenway to better adapt to non-baseball events.

2018

The Jim Beam Dugout, a new field-level group seating area situated beyond the Red Sox dugout on the first base line, was built to give fans a view similar to the players by recreating the dugout experience with bats, helmets, and even a giant Gatorade cooler. As part of a new partnership with Samuel Adams, the Official Beer of the Boston Red Sox, the Right Field Roof Deck was refreshed and rebranded as the "Sam Deck."



2016

JetBlue Park at Fenway South



Sitting within the Fenway South Spring Training and player development complex, JetBlue Park features the same seating bowl geometry and playing field dimensions as Fenway Park in Boston. The ballpark, which opened in 2012, has a total capacity of roughly 11,000 (including standing room and reserved lawn seating), and takes many of its defining characteristics from "America's Most Beloved Ballpark."

One such characteristic is a near replica of the iconic Fenway Park Green Monster wall. The JetBlue Park wall features the similar dimensions and signature paint color of its counterpart up north, but is unique with its 2-level seating area both on top and inside the wall under cover. The wall also features a restored manual scoreboard that served Red Sox fans for almost 3 decades at Fenway Park in Boston starting in 1976. The ballpark also features:

- Close to 60,000 square feet of rolling canopy shading for the majority of seats, just about 1 ½ acres
- Approximately 9,900 fixed seats
- 8 private suites
- 378 Green Monster Wall seats on 2 separate levels
- A 50,000-square-foot Clubhouse
- A 2,400-square-foot Team Store
- 5 permanent concession stands and numerous portable carts located throughout the concourse

A street festival environment is recreated on Fenway South Drive. Much like at Fenway Park, the street features specialty concession stands and entertainment, including face painting, magicians, stilt walkers, and other games for children.

While the interior of JetBlue Park pays homage to Fenway Park in Boston, the exterior of the ballpark takes cues from its natural Southwest Florida surroundings. The undulating shade canopy with its canted columns was inspired by the Cypress tree domes that surround the site. In addition to providing shade to the majority of the seating bowl, the canopy serves as one of the LEED certified ballpark's most striking architectural features. Locally manufactured masonry blocks used on parts of the exterior wall feature crushed Florida sea shells from Sanibel beaches. The light colors of the exterior enhance and contrast the deep shadows cast by the bright Florida sun.

JetBlue Park at Fenway South, Continued



JetBlue Park at Fenway South
 11500 Fenway South Drive
 Fort Myers, FL 33913
 Phone: (239) 226-4700

SPRING TRAINING ATTENDANCE HIGHS

Single-Season (Total):
 176,320 — 18 dates — 2017

Single-Season (Average):
 9,960 — 15 dates — 2016

Single-Game:
 10,179 vs. Toronto — March 15, 2018

The Red Sox sold out 145 consecutive home Grapefruit League games, including their last 10 at City of Palms Park, before limiting attendance for their 2021 games at JetBlue Park to 24% of capacity.

SPRING TRAINING SITES

1901	Charlottesville, VA
1902	Augusta, GA
1903-06	Macon, GA
1907-08	Little Rock, AR
1909-10	Hot Springs, AR
1911	Redondo Beach, CA
1912-18	Hot Springs, AR
1919	Tampa, FL
1920-23	Hot Springs, AR
1924	San Antonio, TX
1925-27	New Orleans, LA
1928-29	Bradenton, FL
1930-31	Pensacola, FL
1932	Savannah, GA
1933-42	Sarasota, FL
1943*	Medford, MA
1944*	Baltimore, MD
1945*	Pleasantville, NJ
1946-58	Sarasota, FL
1959-65	Scottsdale, AZ
1966-92	Winter Haven, FL
1993-2011	Fort Myers, FL
2012-present	Lee County, FL

*World War II

RECENT SPRING TRAINING RECORDS

1973: 3-14	1990: 9-8-1	2007: 15-12-4
1974: 18-8	1991: 22-11	2008: 8-13-3
1975: 1-20	1992: 16-13-2	2009: 19-13
1976: 9-5-1	1993: 11-20	2010: 17-14-1
1977: 17-10	1994: 15-13-2	2011: 14-19-2
1978: 15-11	1995: 5-7	2012: 16-11-4
1979: 15-11	1996: 12-17	2013: 17-17-1
1980: 11-9	1997: 11-19-1	2014: 11-17-2
1981: 15-14	1998: 20-8	2015: 17-12-2
1982: 11-16	1999: 18-10-2	2016: 14-18-1
1983: 9-16	2000: 11-19	2017: 18-14-4
1984: 15-11	2001: 14-16	2018: 22-9-1
1985: 12-16-1	2002: 15-15-2	2019: 12-17-1
1986: 12-16	2003: 15-14-1	2020: 9-10-2
1987: 16-13-1	2004: 18-11-1	2021: 16-11-1
1988: 17-15	2005: 13-15-1	2022: 11-8
1989: 12-19-1	2006: 9-20-1	2023: 14-14-4

Annual Standings and Attendance

YEAR	POS	W-L	PCT.	GA/GB	MANAGER	ATTENDANCE
1901	2nd	79-57	.581	4	James J. Collins	289,448
1902	3rd	77-60	.562	6 1/2	James J. Collins	348,567
1903	1st	91-47	.659	14 1/2	James J. Collins	379,338
1904	1st	95-59	.617	1 1/2	James J. Collins	623,295 (led AL)
1905	4th	78-74	.513	16	James J. Collins	466,828
1906	8th	49-105	.318	45 1/2	Collins, Charles S. Stahl	410,209
1907	7th	59-90	.396	32 1/2	G. Huff, B. Unglaub, C. Young, J. McGuire	436,777
1908	5th	75-79	.487	15 1/2	McGuire, Fred Lake	473,048
1909	3rd	88-63	.583	9 1/2	Fred Lake	668,965
1910	4th	81-72	.529	22 1/2	Patrick J. Donovan	584,619
1911	5th	78-75	.510	24	Patrick J. Donovan	503,961
1912	1st	105-47	.691	14	J. Garland (Jake) Stahl	597,096
1913	4th	79-71	.527	15 1/2	Stahl, William F. Carrigan	437,194
1914	2nd	91-62	.595	8 1/2	William F. Carrigan	481,359 (led AL)
1915	1st	101-50	.669	2 1/2	William F. Carrigan	539,885 (led AL)
1916	1st	91-63	.591	2	William F. Carrigan	496,397
1917	2nd	90-62	.592	9	John J. Barry	387,856
1918	1st	75-51	.595	2 1/2	Edward G. Barrow	249,513
1919	6th	66-71	.482	20 1/2	Edward G. Barrow	417,291
1920	5th	72-81	.471	25 1/2	Edward G. Barrow	402,445
1921	5th	75-79	.487	23 1/2	Hugh Duffy	279,273
1922	8th	61-93	.396	33	Hugh Duffy	259,184
1923	8th	61-91	.401	37	Frank L. Chance	229,688
1924	7th	67-87	.435	25	Lee A. Fohl	448,556
1925	8th	47-105	.309	49 1/2	Lee A. Fohl	267,782
1926	8th	46-107	.301	44 1/2	Lee A. Fohl	285,155
1927	8th	51-103	.331	59	William F. Carrigan	305,275
1928	8th	57-96	.373	43 1/2	William F. Carrigan	396,920
1929	8th	58-96	.377	48	William F. Carrigan	394,620
1930	8th	52-102	.338	50	Charles H. Wagner	444,045
1931	6th	62-90	.408	45	John F. (Shano) Collins	350,975
1932	8th	43-111	.279	64	Collins, Martin J. McManus	182,150
1933	7th	63-86	.423	34 1/2	Martin J. McManus	268,715
1934	4th	76-76	.500	24	Stanley R. (Bucky) Harris	610,640
1935	4th	78-75	.510	16	Joseph E. Cronin	558,568
1936	6th	74-80	.481	28 1/2	Joseph E. Cronin	626,895
1937	5th	80-72	.526	21	Joseph E. Cronin	559,659
1938	2nd	88-61	.591	9 1/2	Joseph E. Cronin	646,459
1939	2nd	89-62	.589	17	Joseph E. Cronin	573,070
1940	4th	82-72	.532	8	Joseph E. Cronin	716,234
1941	2nd	84-70	.545	17	Joseph E. Cronin	718,497
1942	2nd	93-59	.612	9	Joseph E. Cronin	730,340
1943	7th	68-84	.447	29	Joseph E. Cronin	358,275
1944	4th	77-77	.500	12	Joseph E. Cronin	506,975
1945	7th	71-83	.461	17 1/2	Joseph E. Cronin	603,794
1946	1st	104-50	.675	12	Joseph E. Cronin	1,416,944
1947	3rd	83-71	.539	14	Joseph E. Cronin	1,427,315
1948	2nd	96-59	.619	1	Joseph V. McCarthy	1,558,798
1949	2nd	96-58	.623	1	Joseph V. McCarthy	1,596,650
1950	3rd	94-60	.610	4	McCarthy, Stephen F. O'Neill	1,344,080
1951	3rd	87-67	.565	11	Stephen F. O'Neill	1,312,282
1952	6th	76-78	.494	19	Louis Boudreau	1,115,750
1953	4th	84-69	.549	16	Louis Boudreau	1,026,133
1954	4th	69-85	.448	42	Louis Boudreau	931,127
1955	4th	84-70	.545	12	Michael F. Higgins	1,203,200
1956	4th	84-70	.545	13	Michael F. Higgins	1,137,158
1957	3rd	82-72	.532	16	Michael F. Higgins	1,181,087
1958	3rd	79-75	.513	13	Michael F. Higgins	1,077,047
1959	5th	75-79	.487	19	Higgins, R. York, William F. Jurgens	984,102
1960	7th	65-89	.422	32	Jurgens, Higgins, Del Baker	1,129,866
1961	6th	76-86	.469	33	Michael F. Higgins	850,589
1962	8th	76-84	.475	19	Michael F. Higgins	733,080
1963	7th	76-85	.472	28	John M. Pesky	942,642
1964	8th	72-90	.444	27	Pesky, William J. Herman	883,276
1965	9th	62-100	.383	40	William J. Herman	652,201
1966	9th	72-90	.444	26	Herman, James E. (Pete) Runnels	811,172
1967	1st	92-70	.568	1	Richard H. Williams	1,727,832 (led AL)
1968	4th	86-76	.531	17	Richard H. Williams	1,940,788
1969	3rd	87-75	.537	22	Williams, Edward J. Popowski	1,833,246 (led AL)

Annual Standings and Attendance, Continued

YEAR	POS	W-L	PCT.	GA/GB	MANAGER	ATTENDANCE
1970	3rd	87-75	.537	21	Edward M. Kasko	1,595,278 (led AL)
1971	3rd	85-77	.525	18	Edward M. Kasko	1,678,732 (led AL)
1972	2nd	85-70	.548	1/2	Edward M. Kasko	1,441,718
1973	2nd	89-73	.549	8	Edward M. Kasko	1,481,002
1974	3rd	84-78	.519	7	Darrell D. Johnson	1,566,411 (led AL)
1975	1st^	95-65	.594	4 1/2	Darrell D. Johnson	1,748,587 (led AL)
1976	3rd	83-79	.512	15 1/2	Johnson, Donald W. Zimmer	1,895,846
1977	T2nd	97-64	.602	2 1/2	Donald W. Zimmer	2,074,549
1978	2nd	99-64	.607	1	Donald W. Zimmer	2,320,643
1979	3rd	91-69	.569	11 1/2	Donald W. Zimmer	2,353,114
1980	4th	83-77	.519	19	Zimmer, John M. Pesky	1,956,092
1981	5th	59-49	.546	2 1/2†	Ralph G. Houk	1,060,379
	T2nd	29-23	.558	1 1/2	(2nd half)	-
	5th	30-26	.536	4	(1st half)	-
1982	3rd	89-73	.549	6	Ralph G. Houk	1,950,124
1983	6th	78-84	.481	20	Ralph G. Houk	1,782,285
1984	4th	86-76	.531	18	Ralph G. Houk	1,661,618
1985	5th	81-81	.500	18 1/2	John F. McNamara	1,786,633
1986	1st^	95-66	.590	5 1/2	John F. McNamara	2,147,641
1987	5th	78-84	.481	20	John F. McNamara	2,231,551
1988	1st	89-73	.549	1	McNamara, Jos. M. Morgan	2,464,851
1989	3rd	83-79	.512	6	Joseph M. Morgan	2,510,012
1990	1st	88-74	.543	2	Joseph M. Morgan	2,528,986
1991	T2nd	84-78	.519	7	Joseph M. Morgan	2,562,435
1992	7th	73-89	.451	23	Clell L. Hobson	2,468,574
1993	5th	80-82	.494	15	Clell L. Hobson	2,422,021
1994	4th	54-61	.470	17	Clell L. Hobson	1,775,818
1995	1st	86-58	.597	7	Kevin C. Kennedy	2,164,410
1996	3rd	85-77	.525	7	Kevin C. Kennedy	2,315,231
1997	4th	78-84	.481	20	James F. Williams	2,226,136
1998	2nd	92-70	.568	22	James F. Williams	2,343,947
1999	2nd*	94-68	.580	4	James F. Williams	2,446,162
2000	2nd	85-77	.525	2 1/2	James F. Williams	2,586,024
2001	2nd	82-79	.509	13 1/2	Williams, Joseph T. Kerrigan	2,625,333
2002	2nd	93-69	.574	10 1/2	William G. Little	2,650,063
2003	2nd*	95-67	.586	6	William G. Little	2,724,162
2004	2nd	98-64	.605	3	Terry J. Francona	2,837,304
2005	T1st	95-67	.586	15	Terry J. Francona	2,847,888
2006	3rd	86-76	.531	11	Terry J. Francona	2,930,588
2007	1st	96-66	.593	2	Terry J. Francona	2,971,025
2008	2nd*	95-67	.586	2	Terry J. Francona	3,048,248
2009	2nd	95-67	.586	8	Terry J. Francona	3,062,699
2010	3rd	89-73	.549	7	Terry J. Francona	3,046,444
2011	3rd	90-72	.556	7	Terry J. Francona	3,054,001
2012	5th	69-93	.426	26	Robert J. Valentine	3,043,003
2013	1st	97-65	.599	5 1/2	John E. Farrell	2,833,333
2014	5th	71-91	.438	25	John E. Farrell	2,956,089
2015	5th	78-84	.497	15 1/2	John E. Farrell	2,880,694
2016	1st	93-69	.574	4	John E. Farrell	2,955,434
2017	1st	93-69	.574	2	John E. Farrell	2,917,678
2018	1st	108-54	.667	8	J. Alexander Cora	2,895,575
2019	3rd	84-78	.519	19	J. Alexander Cora	2,924,627
2020	5th	24-36	.400	16	Ronald J. Roenicke	N/A
2021	T2nd*	92-70	.568	8	J. Alexander Cora	1,725,323
2022	5th	78-84	.481	21	J. Alexander Cora	2,625,089
2023	5th	78-84	.481	23	J. Alexander Cora	2,672,130
TOTALS		9,874-9,182	.518			

Bold-Played in Postseason *Won Div. Series ^Won ALCS **Bold Red**-Won World Series

Attendance Records

10 Largest Crowds Since 1967

Due to ballpark expansion since 2002, the seating capacity of Fenway Park has increased. Since 1967, the top 10 paid regular season attendances are:

ATTENDANCE	DATE	OPPONENT	RESULT
38,540	9/18/2013	Baltimore	L3-5 (12)
38,525	8/16/2011 (G1)	Tampa Bay	W3-1
38,477	8/4/2011	Cleveland	L3-7
38,422	6/21/2011	San Diego	L4-5
38,416	8/7/2012	Texas	L3-6
38,413	7/19/2012	Chicago (AL)	W3-1
38,378	7/26/2016	Detroit	L8-9
38,347	5/21/2009	Toronto	W5-1
38,334	7/16/2012	Chicago (AL)	W5-1
38,329	7/27/2011	Kansas City	W12-5

All-Time Record Crowds

47,627	9/22/1935 (DH) vs. NYY
46,995	8/19/1934 (DH) vs. DET
46,766	8/12/1934 (DH) vs. NYY

Postseason Single-Game Record

39,530	10/10/2016 vs. CLE (ALDS G3 - night)
--------	--------------------------------------

Night Game Record

38,477	8/4/2011 vs. CLE
--------	------------------

Opening Day Record

37,440	4/4/2010 vs. NYY (night)
--------	--------------------------

The Red Sox sold out 794 consecutive regular season games from 5/15/03-4/8/13, the longest regular season sellout streak in Major League sports history.

Crowds of 60,000 on the Road

There are 22 known regular season games and 3 postseason games that the Red Sox have played before a paid attendance of at least 60,000.

Single-Game Highs

ATTENDANCE	DATE	OPP.
75,997	8/26/1951	at CLE
74,747	5/16/1947	at NYY (n)
73,982	8/28/1949	at CLE
69,755	8/26/1948	at NYY
69,551	10/1/1949	at NYY

Doubleheader Highs

ATTENDANCE	DATE	OPP.
81,841	5/30/1938	at NYY
73,728	5/30/1950	at NYY
73,599	7/17/1949	at CLE
71,513	7/30/1950	at CLE

Most Recent (Since 1986)

ATTENDANCE	DATE	OPP.
65,813	4/11/1992	at CLE
61,068	9/1/2003	at PHI
60,960	6/22/2003	at PHI

Postseason

ATTENDANCE	DATE	OPP.
64,223	10/12/1986	at CAL (ALCS)
64,223	10/11/1986	at CAL (ALCS)
64,206	10/10/1986	at CAL (ALCS)

Top 5 AL Attendance Ranks Since 2002

2002	2006	2010	2014	2018	2021
SEA 3,540,658	NYN 4,243,780	NYN 3,765,807	NYN 3,401,624	NYN 3,482,855	TEX 2,110,258
NYN 3,465,807	LAA 3,406,790	LAA 3,250,756	LAA 3,095,935	LAA 3,020,216	HOU 2,068,509
BAL 2,682,917	CWS 2,957,411	MIN 3,223,640	BOS 2,956,089	HOU 2,980,549	NYN 1,959,854
BOS 2,650,063	BOS 2,930,588	BOS 3,046,444	DET 2,917,209	BOS 2,895,575	BOS 1,725,323
CLE 2,616,940	DET 2,595,937	TEX 2,505,171	TEX 2,718,733	TOR 2,325,281	CWS 1,596,385
2003	2007	2011	2015	2019	2022
NYN 3,465,585	NYN 4,271,083	NYN 3,653,680	NYN 3,193,795	NYN 3,304,404	NYN 3,136,207
SEA 3,268,864	LAA 3,365,632	MIN 3,168,107	LAA 3,012,765	LAA 3,019,012	HOU 2,688,998
ANA 3,061,090	DET 3,047,139	LAA 3,166,321	BOS 2,880,694	BOS 2,924,627	TOR 2,653,830
BOS 2,724,162	BOS 2,971,025	BOS 3,054,001	TOR 2,794,891	HOU 2,857,367	BOS 2,625,089
BAL 2,454,523	CWS 2,684,395	TEX 2,946,949	DET 2,726,048	MIN 2,294,152	LAA 2,457,461
2004	2008	2012	2016	2020	2023
NYN 3,775,292	NYN 4,287,132	NYN 3,542,406	TOR 3,392,099	No attendance	NYN 3,269,016
ANA 3,375,677	LAA 3,336,747	TEX 3,460,280	NYN 3,063,405	due to the	HOU 3,052,347
SEA 2,940,731	DET 3,202,645	LAA 3,061,770	LAA 3,016,142	COVID-19	TOR 3,021,904
BOS 2,837,304	BOS 3,048,248	BOS 3,043,003	BOS 2,955,434	pandemic.	SEA 2,690,418
BAL 2,747,573	CWS 2,500,648	DET 3,028,033	TEX 2,710,402		BOS 2,672,130
2005	2009	2013	2017		
NYN 4,090,692	NYN 3,674,495	NYN 3,279,589	TOR 3,203,886		
LAA 3,404,686	LAA 3,240,374	TEX 3,178,273	NYN 3,146,966		
BOS 2,847,888	BOS 3,062,699	DET 3,083,397	LAA 3,019,583		
SEA 2,725,549	DET 2,567,193	LAA 3,019,505	BOS 2,917,678		
BAL 2,624,740	MIN 2,416,237	BOS 2,833,33	TEX 2,507,760		

The top 10 single-season attendance figures at Fenway Park were reached under the current ownership group.

Milestone Victories

VICTORY	DATE	OPPONENT	SCORE	WINNING PITCHER
1	4/30/1901	at Philadelphia	8-6 (10)	Cy Young
100	6/5/1902	at Cleveland	3-2	Cy Young
500	7/21/1907	at Chicago-G1	3-0	George Winter
1,000	7/29/1913	vs. Chicago-G1	2-0	Rube Foster
2,000	7/19/1927	at Cleveland-G2	6-5	Slim Harriss
3,000	9/1/1941	vs. Washington-G2	10-2	Joe Dobson
4,000	7/5/1953	at Philadelphia	10-2	Mel Parnell
5,000	8/27/1966	at Baltimore	3-2	Jim Lonborg
6,000	5/6/1978	vs. Chicago	6-4	Bob Stanley
7,000	4/14/1990	vs. Milwaukee	4-3	Roger Clemens
8,000	5/8/2002	at Oakland	12-6	John Burkett
9,000	5/10/2013	vs. Toronto	5-0	Jon Lester

Best Win-Loss Records

Overall				Home				Road			
Year	W	L	Pct.	Year	W	L	Pct.	Year	W	L	Pct.
1912	105	47	.691	1946	61	16	.792	1912	48	27	.640
1946	104	50	.675	1949	61	16	.792	2002	51	30	.630
1915	101	50	.669	1912	57	20	.740	2018	51	30	.630
2018	108	54	.667	1915	55	20	.733	1904	46	29	.613
1903	91	47	.659	1978	59	23	.720	1995	44	28	.611
1949	96	58	.623	1950	55	22	.714	1939	47	30	.610
1948	96	59	.619	1903	49	20	.710	1903	42	27	.609
1904	95	59	.617	1901	49	20	.710	1917	45	29	.608
1942	93	59	.612	1948	55	23	.705	1975	48	31	.608
1950	94	60	.610	2018	57	24	.704	1915	46	30	.605

Winningest Months

20-Win Months

W-L	MONTH	W-L	MONTH	W-L	MONTH	W-L	MONTH	W-L	MONTH
25-9	July 1948	22-9	Aug. 1996	21-9	July 1988	20-7	Aug. 1980	20-9	June 1955
24-6	Aug. 1950	22-10	July 1915	21-9	Sept. 1914	20-7	Sept. 1915	20-9	July 1918
23-7	Aug. 1995	22-11	July 1975	21-9	July 1912	20-7	Aug. 1912	20-10	July 1946
23-7	May 1978	21-6	May 1946	21-11	Aug. 1946	20-8	May 2007	20-10	July 1916
23-8	Aug. 1949	21-6	Aug. 1915	21-13	June 1961	20-8	May 2002	20-12	July 1972
23-9	Aug. 1942	21-7	Aug. 2004	20-5	June 1901	20-8	May 1999	20-15	Aug. 1967
23-10	July 1939	21-7	May 1986	20-6	June 2022	20-8	June 1979		
23-10	July 1910	21-8	July 1955	20-6	July 2011	20-9	June 1990		
22-8	Sept. 1977	21-8	June 1912	20-7	July 1993	20-9	Sept. 1972		

Best Monthly Records

MOST WINS

March (2-1, 2018); April (19-6, 2018); May (23-7, 1978); June (21-8, 1912; 21-13, 1961); July (25-9, 1948); August (24-6, 1950); September (22-8, 1977); October (8-2, 1904)

BEST WINNING PERCENTAGE

March (.667, 2-1, 2018); April (.846, 11-2, 1918); May (.778, 21-6, 1946); June (.800, 20-5, 1901); July (.769, 20-6, 2011); August (.800, 24-6, 1950); September (.792, 19-5, 1949); October (1.000, 7-0, 1905)

NOTE: There have been 12 other years in which the Red Sox were undefeated in October with fewer than 7 wins.

Largest Win-Loss Margins

Wins

DATE	OPP.	SCORE	RUNS
6/8/1950	vs. STL	29-4	+25
9/27/1940	vs. WAS	24-4	+20
6/18/1953	vs. DET	23-3	+20
6/24/1949	vs. STL	21-2	+19
4/30/1950 (G1)	vs. PHA	19-0	+19
8/21/1986	at CLE	24-5	+19
7/11/1954 (G1)	at PHA	18-0	+18
7/23/2002 (G1)	vs. TB	22-4	+18
4/24/1906	at WAS	19-2	+17
6/27/2003	vs. FLA	25-8	+17

Losses

DATE	OPP.	SCORE	RUNS
7/7/1923 (G1)	at CLE	3-27	-24
7/22/2022	vs. TOR	5-28	-23
6/19/2000	vs. NYY	1-22	-21
9/28/1923	vs. NYY	4-24	-20
5/18/1955	vs. CLE	0-19	-19
5/20/1994	at MIN	2-21	-19
7/2/2016	vs. LAA	2-21	-19
5/1/1929	vs. PHA	6-24	-18
6/20/1980	vs. CAL	2-20	-18
4/16/1990	vs. MIL	0-18	-18

20-Run Games

SCORE	DATE	OPP.	WINNER	SCORE	DATE	OPP.	WINNER
29-4	6/8/1950	vs. STL	Chuck Stobbs	22-14	6/29/1950	at PHA	Al Papai
25-8	6/27/2003	vs. FLA	Byung-Hyun Kim	21-11	8/30/1970 (G1)	at CWS	Ken Brett
24-5	8/21/1986	at CLE	Oil Can Boyd	21-2	6/24/1949	vs. STL	Ellis Kinder
24-4	9/27/1940	vs. WAS	Fritz Ostermueller	21-8	5/29/1912 (G1)	vs. WAS	Joe Wood
23-7	10/10/1999*	vs. CLE	Rich Garces	20-8	8/11/2021	vs. TB	Nathan Eovaldi
23-3	6/18/1953	vs. DET	Ellis Kinder	20-4	9/4/2013	vs. DET	Ryan Dempster
23-12	5/2/1901	at PHA	Ted Lewis	20-6	9/6/1975	at MIL	Roger Moret
22-10	8/15/2015	vs. SEA	Wade Miley	20-10	5/31/1954 (G1)	vs. PHA	Tom Herrin
22-4	7/23/2002 (G1)	vs. TB	Tim Wakefield	20-4	6/7/1950	vs. STL	Joe Dobson
22-11	4/12/1994	at KC	Danny Darwin				

* ALDS G4

20-Run Games by Red Sox Opponents

SCORE	DATE	OPP.	LOSER	SCORE	DATE	OPP.	LOSER
28-5	7/22/2022	vs. TOR	Nathan Eovaldi	21-2	5/20/1994	at MIN	Joe Hesketh
27-3	7/7/1923 (G1)	at CLE	Curt Fullerton	21-7	6/14/1969	vs. OAK	Ray Jarvis
24-6	5/1/1929	vs. PHA	Milt Gaston	21-7	6/26/1960 (G2)	at CWS	Tom Borland
24-4	9/28/1923	vs. NYY	Howard Ehmke	20-2	8/31/2012	at OAK	Aaron Cook
22-1	6/19/2000	vs. NYY	Brian Rose	20-11	8/21/2009	vs. NYY	Brad Penny
22-13	5/31/1970	vs. CWS	Gary Peters	20-2	6/20/1980	vs. CAL	Steve Renko
22-9	7/8/1902	vs. PHA	George Prentiss	20-8	7/7/1928 (G1)	vs. DET	Slim Harriss
21-2	7/2/2016	vs. LAA	Clay Buchholz				

10-Run Innings

R	GAME	INN.	R	GAME	INN.	R	GAME	INN.
17	6/18/1953 vs. DET	7	11	8/29/2018 vs. MIA	7	10	5/7/2017 at MIN	9
14	6/27/2003 vs. FLA	1	11	6/26/1999 vs. CWS	1	10	6/20/2011 vs. SD	7
14	7/4/1948 vs. PHI	7	11	5/31/1998 at NYY	3	10	8/12/2008 vs. TEX	1
12	5/7/2009 vs. CLE	6	11	6/8/1977 vs. BAL	2	10	7/23/2002 vs. TB-G1	3
12	8/21/1986 at CLE	6	11	6/23/1952 at DET	4	10	6/21/1994 at TOR	1
12	8/10/1965 vs. BAL-G1	5	11	7/14/1950 vs. CWS	3	10	7/30/1991 vs. TEX	3
12	5/4/1962 vs. CWS	5	11	4/30/1950 vs. PHI	4	10	8/26/1957 at KC	7
12	8/4/1945 at WSH-G2	4	11	8/25/1940 vs. STL	6	10	7/26/1949 vs. CWS	8
12	7/25/1936 at DET	5	11	7/5/1936 vs. PHI-G1	2	10	9/27/1940 vs. WSH	4
12	5/6/1934 vs. DET	4	11	8/13/1933 vs. PHI	1	10	9/21/1937 vs. DET	5
			11	5/12/1928 vs. STL	3	10	7/11/1929 at DET	6
						10	4/19/1924 vs. PHI	2
						10	5/2/1901 at PHI	3

Team Streaks

Longest Red Sox Single-Season Winning Streaks

STREAK	DATES	STREAK	DATES	STREAK	DATES
15 games	4/25/1946-5/10/1946	11 games	9/15/2016-9/25/2016	10 games	7/2/2018-7/12/2018
13 games	7/18/1948-7/27/1948		4/15/2009-4/27/2009		8/24/2004-9/3/2004
12 games	6/16/2006-6/29/2006		8/30/1986-9/10/1986		7/16/1993-7/25/1993
	8/3/1995-8/14/1995		7/28/1977-8/10/1977		8/24/1990-9/2/1990
	7/15/1988-7/25/1988		8/15/1950-8/25/1950		7/7/1975-7/19/1975
	5/29/1946-6/11/1946*		9/13/1949-9/27/1949		7/14/1967-7/23/1967
	7/4/1939-7/16/1939		8/4/1909-8/18/1909		5/21/1951-5/30/1951
	7/28/1937-8/8/1937*		5/28/1903-6/8/1903		5/20/1917-5/31/1917*
					8/28/1912-9/6/1912

* plus 1 tie game within the streak

Longest Red Sox Single-Season Losing Streaks

STREAK	DATES	STREAK	DATES	STREAK	DATES
20 games	5/1/1906-5/24/1906	14 games	5/17/1930-5/31/1930	10 games	5/15/2014-5/25/2014
17 games	8/20/1926-9/7/1926	11 games	6/8/1994-6/19/1994		4/29/1976-5/11/1976
16 games	9/12/1907-10/2/1907**		7/31/1932-8/10/1932		5/14/1960-5/24/1960
15 games	6/21/1927-7/4/1927		7/25/1930-8/3/1930		9/17/1944-9/26/1944
					8/12/1927-8/24/1927

** plus 2 tie games within the streak

Longest Games by Innings

INN.	GAME	SCORE	INN.	GAME	SCORE	INN.	GAME	SCORE
24	9/1/1906 vs. PHA	1-4	19	4/10/2015 at NYY	6-5	18*	10/26/2018 at LAD	2-3
20	9/3-4/1981 vs. SEA	7-8	19	8/9/2014 at LAA	4-5	18	8/25/2001 at TEX	7-8
20	7/27/1969 at SEA	5-3	19	7/9/2006 at CWS	5-6	18	6/5/2001 vs. DET	4-3
20	8/29/1967 at NYY-G2	3-4	19	8/1/2000 at SEA	4-5	18	8/25/1968 at BAL	2-3
20	7/4/1905 vs. PHA	2-4	19	4/11/1992 at CLE	7-5	18	4/16/1967 at NYY	6-7
19	9/5/2017 vs. TOR	3-2	19	7/13/1951 at CWS	4-5	18	9/5/1927 vs. NYY-G1	12-11

* Longest game by innings in World Series history

Suspended Games and Doubleheaders

Suspended Games Since 1970

DATE	OPP.	SUSP.	TIME	SCORE	REASON	RESUMED	RESULT	INN.
7/21/2023	vs. NYM	4 1/2	10:13 p.m.	3-4	Rain	7/22	L 4-5	9
8/7/2019	vs. KC	9 1/2	12:36 a.m.	4-4	Rain	8/22	W 5-4	10
4/16/2010	vs. TB	8 1/2	11:24 p.m.	1-1	Rain	4/17	L 1-3	12
5/3/1996	vs. TOR	6	1:06 a.m.	6-1	Curfew	5/4	W 8-7	9
7/27/1994	at NYY	8 1/2	11:22 p.m.	3-3	Rain	7/28	L 3-4	11
4/28/1989	at TEX	10	1:21 a.m.	6-6	Curfew	4/29	L 6-7	12
9/3/1981	vs. SEA	19	1:16 a.m.	7-7	Curfew	9/4	L 7-8	20
5/4/1981	at KC	10	1:12 a.m.	5-5	Curfew	5/5	W 8-7	12
8/2/1978	at NYY	14	1:16 a.m.	5-5	Curfew	8/3	W 7-5	17

Doubleheaders at Home

LAST, single admission	9/21/1998 vs. TB
LAST, originally scheduled single admission ..	8/30/1978 vs. TOR
LAST, day/night	9/14/2023 vs. NYY
LAST SWEEP	6/18/2023 vs. NYY
LAST TIME SWEPT	9/12/2023 vs. NYY

Doubleheaders on the Road

LAST, single admission	4/14/2021 at MIN
LAST, originally scheduled single admission ...	7/27/1984 at DET
LAST, day/night	8/17/2021 at NYY
LAST SWEEP	4/14/2021 at MIN
LAST TIME SWEPT	8/17/2021 at NYY

Club Season Records

+ML record (since 1900) ++tied for ML record *AL record **tied for AL record

General

MOST PLAYERS	56 in 2012, 2021 and 2023
MOST PLAYERS, making first appearance for Boston	41 in 1995
FEWEST PLAYERS	18+ in 1904
MOST PITCHERS	37 in 2021
MOST GAMES	163 in 1985; 1978; 1961
MOST GAMES, ahead during a season	16.5, 9/4-6/1946; 9/14-15/1912
MOST EXTRA-INNING GAMES	31+ in 1943 (15-14-2)
MOST ONE-RUN GAMES	59 in 1961 (32-27) and 1943 (29-30)
FEWEST ONE-RUN GAMES	28 in 1901 (14-14)/13 in 2020 (4-9; 60-game season)
MOST GAMES WON, by one run	35 in 1953 (lost 16)
FEWEST GAMES WON, by one run	13 in 2002 (lost 23) and 1989 (lost 25)/4 in 2020 (lost 9; 60-game season)
MOST GAMES LOST, by one run	36 in 1930 (won 17)
FEWEST GAMES LOST, by one run	10 in 1986 (won 24)/9 in 2020 (won 4; 60-game season)
HIGHEST WINNING PERCENTAGE	.691 in 1912 (105-47)
MOST GAMES WON	108 in 2018
MOST CONSECUTIVE GAMES WON, start of season	6 in 1918
MOST CONSECUTIVE GAMES WON, season	15 in 1946
MOST CONSECUTIVE GAMES WON, home	24* in 1988
MOST CONSECUTIVE GAMES WON, road	15 in 1939
MOST CONSECUTIVE GAMES WON, following All-Star Break	12 in 1988
MOST CONSECUTIVE GAMES WON, end of season	8 in 1905
MOST CONSECUTIVE GAMES WON, extra innings	9 in 2017-18; 1937-38
LOWEST WINNING PERCENTAGE	.279 in 1932 (43-111)
MOST GAMES LOST	111 in 1932
MOST CONSECUTIVE GAMES LOST, start of season	8 in 1945
MOST CONSECUTIVE GAMES LOST, season	20 in 1906
MOST CONSECUTIVE GAMES LOST, home	19 in 1906
MOST CONSECUTIVE GAMES LOST, road	18 in 1932
MOST CONSECUTIVE GAMES LOST, following All-Star Break	7 in 2015
MOST CONSECUTIVE GAMES LOST, end of season	9 in 1951
MOST SHUTOUTS WON	26 in 1918
MOST SHUTOUTS LOST	28 in 1906
MOST 1-0 GAMES WON	8 in 1918 (lost 11)
MOST 1-0 GAMES LOST	7 in 1914 (won 21); 1909 (won 23)
TIMES FINISHED, first	19
TIMES FINISHED, second	24
TIMES FINISHED, last	17

Club Batting Records

+ML record (since 1900) ++tied for ML record *AL record **tied for AL record

Single Season

MOST CONSECUTIVE DAYS IN FIRST PLACE	166, 2007
MOST AT-BATS	5,781+ in 1997 (162 games)
MOST RUNS	1,027 in 1950 (154 games)
FEWEST RUNS	463 in 1906 (155 games)/292 in 2020 (60 games)
MOST 20-RUN GAMES	3+, 1950
MOST RUNS, TWO CONSECUTIVE GAMES	49+, vs. STL, 6/7-8/1950
MOST RUNS, THREE CONSECUTIVE GAMES	56+, vs. STL, 6/7-9/1950
MOST RUNS, FOUR CONSECUTIVE GAMES	65+, 6/5-8/1950
MOST CONSECUTIVE GAMES, 10 OR MORE RUNS	4, 5/9-12/2016; 8/24-26/2007; 6/2-5/1950; 6/20-22/1912; 6/14-17/1901
MOST HITS	1,684 in 1997 (162 games); 1,665 in 1950 (154 games)
FEWEST HITS	552 in 2020 (60 games); 990 in 1918 (126 games); 1,179 in 1905 (153 games)
MOST SINGLES	1,156 in 1950 (154 games)
MOST DOUBLES	373 in 2004 (162 games) and 1997 (162 games)
MOST TRIPLES	113* in 1903 (141 games)
MOST HOME RUNS	245 in 2019 (162 games)

Club Batting Records, Continued

MOST EXTRA-BASE HITS	649+ in 2003 (162 games)
MOST SACRIFICE FLIES	64 in 2003 (162 games)
MOST STOLEN BASES	215 in 1909 (152 games)
BEST STOLEN BASE PERCENTAGE	86.6% in 2013 (123 SB/19 CS)
LEAST CAUGHT STEALING	9 in 2020 (40 attempts)/12 in 2005 (57 attempts)
MOST WALKS	835+ in 1949 (155 games)
MOST STRIKEOUTS	1,386 in 2021 (162 games)
FEWEST STRIKEOUTS	281*, 1901 (138 games)
MOST HIT BY PITCHER	77 in 1909 (152 games)
FEWEST HIT BY PITCHER	10 in 1940 (154 games)
HIGHEST BATTING AVERAGE	.302 in 1950 (154 games)
LOWEST BATTING AVERAGE	.234 in 1905 (153 games)
HIGHEST SLUGGING PERCENTAGE	.491 in 2003 (162 games)
LOWEST SLUGGING PERCENTAGE	.292 in 1907 (155 games)
MOST GROUNDED INTO DOUBLE PLAY	174+ in 1990 (162 games)
FEWEST GROUNDED INTO DOUBLE PLAY	51 in 2020 (60 games); 87 in 1994 (115 games); 94 in 1942 (152 games)
MOST .300 HITTERS (AL qualifiers)	6 in 1938
MOST TIMES SHUT OUT	28 in 1906
FEWEST TIMES SHUT OUT	1 in 1995; 1 in 2020 (60 games)

Single Game

LONGEST 9-INNING GAME, by time	4:45+, 8/18/2006 (G2) vs. NYY
LONGEST GAME, by time	6:49 (19 inn.), 4/10/2015 at NYY
MOST RUNS	BOS 29, STL 4, 6/8/1950
MOST RUNS, both clubs	36*, BOS (19) vs. TEX (17), 8/12/2008; BOS (22) at PHA (14), 6/29/1950
MOST RUNS, shutout	BOS 19, PHA 0, 4/30/1950
LARGEST DEFICIT OVERCOME TO WIN	11, 8/28/1950 vs. CLE, down 12-1, won 15-14
MOST SPECTACULAR RALLY TO WIN	down 12-5, one on and one out in 9th, 6/18/1961 (G1) vs. WAS, won 13-12
MOST RUNS, first inning	14**, 6/27/2003 vs. FLA, won 25-8
MOST RUNS, before first out in first inning	10+, 6/27/2003 vs. FLA
MOST HITS	28, 6/27/2003 vs. FLA; 6/8/1950 vs. STL
MOST HITS, both clubs	45**, PHA 27, BOS 18, 7/8/1902
MOST HITS IN CONSECUTIVE AT-BATS	12+, 8/29/2018 vs. MIA (7th)
MOST DOUBLES	12**, 7/29/1990 at DET
MOST RUNNERS LOB, 9 innings	19, 5/2/1971 vs. MIN-G2, won 9-8
MOST RUNNERS LOB, extra innings	22, 8/22/1951 at STL (13 inn.), won 3-1
MOST RUNNERS LOB, 9-inning shutout	14, 5/16/1988 vs. OAK (L, 3-0); 5/2/1988 vs. KC (L, 2-0)
MOST STOLEN BASES	8, 9/29/1940-G2 vs. PHA (8 inn.); 7/4/1913 vs. PHA
MOST EXTRA-BASE HITS	17+, 6/8/1950 vs. STL
MOST PINCH HITS	4, 9/8/1995 at NYY; 6/23/1954 at BAL
MOST STRIKEOUTS, 9 innings	19, 8/12/1974 at CAL
MOST WALKS, 9 innings	15, 5/7/1992 at CWS, (L, 6-7); 6/16/1961 vs. WAS, (W, 14-9); 7/7/1949 at WAS (W, 8-4); 5/18/1946 at STL (W, 18-8); 4/29/1924 at WAS (W, 15-6)
MOST WALKS, extra innings	18, 9/17/1920 at DET (12 inn.), lost 14-13
MOST BATTERS WALKED, none scored	13, 5/18/1986 vs. TEX
MOST GROUNDED INTO DOUBLE PLAYS, 9 innings	6**, 7/18/1990 vs. MIN; 4/13/1984 vs. DET; 5/1/1966, vs. CAL-G1
MOST PLAYERS USED IN 9-INNING GAME, both clubs	46+, 10/2/2005 vs. NYY (NYY 24, BOS 22)

Single Inning

MOST PLATE APPEARANCES	23+, 6/18/1953 vs. DET (7th)
MOST RUNS	17*, 6/18/1953 vs. DET (7th)
MOST RUNS, none out	12+, 5/7/2009 vs. CLE (6th)
MOST RUNS, with 2 out	11, 8/21/1986 at CLE (6th)
MOST RUNS, with 2 out, none on	9, 6/2/1901 vs. MIL (9th)
MOST RUNS, extra inning	9, 7/8/1973 at CWS-G2 (10th)
MOST HITS	14*, 6/18/1953 vs. DET (7th)
MOST HITS IN CONSECUTIVE AT-BATS	12+, 8/29/2018 vs. MIA (7th)
MOST BATTERS REACHING BASE	20+, 6/18/1953 vs. DET (7th)
MOST BATTERS REACHING BASE, consecutive	12, 6/23/1952 vs. DET (4th)
MOST DOUBLES	5, 6/1/2003 at TOR (3rd); 9/6/1997 vs. MIL (3rd); 6/21/1994 at TOR (1st)
MOST TRIPLES	4, 5/6/1934 vs. DET (4th)
MOST HOME RUNS	4, 11 times (see page 324)
MOST EXTRA-BASE HITS	7, 9/24/1940 at PHA (G1) (6th)
MOST TOTAL BASES	25, 9/24/1940 at PHA (G1) (6th)
MOST PINCH HITS	4+, 9/8/1995 at NYY (8th)

Individual Batting Records

+ML record (since 1900) ++tied for ML record *AL record **tied for AL record

Single Season

MOST GAMES.....	163, Jim Rice, 1978
MOST AT-BATS.....	684, Nomar Garciaparra, 1997
MOST PLATE APPEARANCES.....	758, Wade Boggs, 1985
HIGHEST BATTING AVERAGE, right-handed.....	.372, Nomar Garciaparra, 2000
HIGHEST BATTING AVERAGE, left-handed.....	.406, Ted Williams, 1941
HIGHEST BATTING AVERAGE, switch-hitter.....	.326, Bill Mueller, 2003
HIGHEST ON-BASE PERCENTAGE.....	.553*, Ted Williams, 1941
HIGHEST SLUGGING PERCENTAGE.....	.735, Ted Williams, 1941
MOST SINGLES.....	187, Wade Boggs, 1985
MOST DOUBLES.....	67+, Earl Webb, 1931
MOST TRIPLES.....	22, Tris Speaker, 1913
MOST HOME RUNS.....	54, David Ortiz, 2006
MOST EXTRA-BASE HITS.....	92, Jimmie Foxx, 1938
MOST GROUNDED INTO DOUBLE PLAYS.....	36+, Jim Rice, 1984
MOST HIT BY PITCHER.....	35*, Don Baylor, 1986
MOST HITS, right-handed.....	214, Mookie Betts, 2016
MOST HITS, left-handed.....	240, Wade Boggs, 1985
MOST HITS, switch-hitter.....	176, Reggie Smith, 1970
MOST HITS, consecutive.....	12++, Mike Higgins (plus 2 BB), 1938
MOST HITS, month.....	53, Dom DiMaggio, August 1950; Johnny Pesky, August 1946
LONGEST HITTING STREAK.....	34, Dom DiMaggio, 1949
LONGEST HITTING STREAK, to start season.....	20, Eddie Bressoud, 1964
MOST GAMES HIT SAFELY.....	135++, Wade Boggs, 1985
MOST MULTI-HIT GAMES.....	72, Wade Boggs, 1985
MOST MULTI-HIT GAMES, consecutive.....	9, Xander Bogaerts, 2022; Kevin Youkilis, 2007 Jim Rice, 1978; Roy Johnson, 1934
LONGEST ON-BASE STREAK, consecutive PA.....	16+, Ted Williams (2 singles, 4 HR, 9 BB, 1 HBP), 9/17-23/1957
LONGEST ON-BASE STREAK, consecutive games.....	84+, Ted Williams, 1949
MOST RUNS.....	150, Ted Williams, 1949
MOST RUNS BATTED IN, right-hander.....	175, Jimmie Foxx, 1938
MOST RUNS BATTED IN, left-hander.....	159, Ted Williams, 1949
MOST RUNS BATTED IN, switch-hitter.....	108, Carl Everett, 2000
MOST RUNS BATTED IN, leadoff hitter.....	98, Nomar Garciaparra, 1997
MOST RUNS BATTED IN, consecutive games.....	12, Ted Williams (18 RBI), 1942; Joe Cronin (19 RBI), 1939
MOST RUNS BATTED IN, pinch-hitter.....	25++, Joe Cronin, 1943
MOST RUNS BATTED IN, back-to-back games.....	14, Rudy York, July 26-27, 1946
MOST SACRIFICE FLIES.....	12, Jackie Jensen, 1955, 1959; Jim Piersall, 1956
MOST SACRIFICE HITS.....	54, Jack Barry, 1917
MOST STOLEN BASES.....	70, Jacoby Ellsbury, 2009
MOST STOLEN BASES, consecutive.....	20, Julio Lugo, 2007
MOST CAUGHT STEALING.....	31, Duffy Lewis, 1914
MOST STRIKEOUTS, right-hander.....	187, Mike Napoli, 2013
MOST STRIKEOUTS, left-hander.....	155, Jackie Bradley Jr., 2019
MOST STRIKEOUTS, switch-hitter.....	177, Mark Bellhorn, 2004
FEWEST STRIKEOUTS (minimum 400 at-bats).....	9, Stuffy McInnis, 1921
MOST TOTAL BASES.....	406, Jim Rice, 1978
MOST WALKS, right-handed.....	119, Jimmie Foxx, 1938
MOST WALKS, left-handed.....	162, Ted Williams, 1947, 1949
MOST WALKS, switch-hitter.....	96, Jose Offerman, 1999
MOST WALKS, intentional.....	33**, Ted Williams, 1957

Individual Batting Records, Continued

Single Season Rookie

MOST GAMES	162, George Scott, 1966
MOST AT-BATS	684, Nomar Garciaparra, 1997
HIGHEST BATTING AVERAGE	.342, Patsy Dougherty, 1902
HIGHEST ON-BASE PERCENTAGE	.436, Ted Williams, 1939
HIGHEST SLUGGING PERCENTAGE	.609, Ted Williams, 1939
MOST HITS	209, Nomar Garciaparra, 1997
LONGEST HITTING STREAK	30 games*, Nomar Garciaparra, 1997
MOST SINGLES	165, Johnny Pesky, 1942
MOST DOUBLES	47**, Fred Lynn, 1975
MOST TRIPLES	17, Russ Scarritt, 1929
MOST HOME RUNS	34, Walt Dropo, 1950
MOST EXTRA-BASE HITS	86, Ted Williams, 1939
MOST TOTAL BASES	365, Nomar Garciaparra, 1997
MOST RUNS	131, Ted Williams, 1939
MOST RUNS BATTED IN	145+, Ted Williams, 1939
MOST STOLEN BASES	50, Jacoby Ellsbury, 2008
MOST STRIKEOUTS	156, Bobby Dalbec, 2021
FEWEST STRIKEOUTS (minimum 400 at-bats)	18, Freddy Parent, 1901
MOST WALKS	107, Ted Williams, 1939
MOST WALKS, intentional	13, George Scott, 1966

Single Game

MOST RUNS	6++, Spike Owen, 8/21/1986 at CLE; Johnny Pesky, 5/8/1946 vs. CWS
MOST HITS, 9 innings	Jimmy Piersall, 6/10/1953-G1 (5 1B, 2B) at STL
MOST HITS, extra innings	6**, Rafael Devers, 8/13/2019 (2 1B, 4 2B) 10 inn. at CLE; Nomar Garciaparra, 6/21/2003 (6 1B), 13 inn. at PHI; Jerry Remy, 9/3/1981 (6 1B), 20 inn. vs. SEA; Pete Runnels, 8/30/1960-G1 (5 1B, 2B), 15 inn. vs. DET
MOST HITS IN A DOUBLEHEADER (not a day-night DH)	9, Pete Runnels, 8/30/1960 (25 inn.) vs. DET
MOST CONSECUTIVE HITS, to start career	6+, Ted Cox, 9/18-19/1977
MOST HITS IN ML DEBUT, 9 innings	4++, Ted Cox, 9/18/1977 at BAL
MOST HITS BY PITCHER	5++, Babe Ruth, 5/9/1918 at WAS (1B, 3 2B, 3B)
MOST SINGLES, 9 innings	5, 12 times, last Andrew Benintendi, 4/23/2017 at BAL
MOST SINGLES, extra innings	6, Nomar Garciaparra, 6/21/2003, 13 inn. at PHI; Jerry Remy, 9/3-4/1981, 20 inn. vs. SEA
MOST DOUBLES	4++, Jarren Duran, 7/2/2023 at TOR; Rafael Devers, 8/13/2019 at CLE; Brock Holt, 6/1/2014 vs. TB; Victor Martinez, 6/1/2010 vs. OAK; Rick Miller, 5/11/1981 at TOR; Orlando Cepeda, 8/8/1973 at KC; Al Zarilla, 6/8/1950 vs. STL; Billy Werber, 7/17/1935-G1 vs. CLE
MOST CONSECUTIVE DOUBLES	4++, Jarren Duran, 7/2/2023 at TOR; Victor Martinez, 6/1/2010 vs. OAK; Billy Werber, 7/17/1935, G1, vs. CLE
MOST TRIPLES	3++, Patsy Dougherty, 9/5/1903 vs. PHA
MOST TOTAL BASES	16, Fred Lynn, 6/18/1975 at DET
MOST RBI	10, 4 times (see page 321)
MOST WALKS	6++, Jimmie Foxx, 6/16/1938 at STL
MOST INTENTIONAL WALKS, 9 innings	3**, Adrián González, 9/28/2011 at BAL; David Ortiz, 7/6/2010 at TB; Wade Boggs, 4/10/1990 vs. DET; Carl Yastrzemski, 4/17/1968 vs. CWS
MOST INTENTIONAL WALKS, extra innings	4**, Manny Ramirez, 6/5/2001 vs. DET (18 inn.)
MOST STRIKEOUTS, 9 innings	5++, Michael Chavis, 8/18/2020 vs. PHI; David Ross, 5/25/2013 vs. CLE; Phil Plantier, 10/1/1991 vs. DET; Ray Jarvis, 6/20/1969 vs. CLE
MOST STRIKEOUTS, extra innings	6++, Cecil Cooper, 6/14/1974 at CAL
MOST SACRIFICE HITS	3, Dick Newsome, 7/5/1942 at WAS-G1; Eddie Pellagrini, 5/19/1947 vs. DET-G1; Ray Culp, 4/17/1971 at DET
MOST STOLEN BASES	5, Jacoby Ellsbury, 5/30/2013 at PHI
MOST RUNNERS LOB	12, David Ortiz, 5/14/2009 at LAA (12 inn.); Trot Nixon, 6/12/2003 vs. STL (13 inn.)

Single Inning

MOST RUNS	3++, Sammy White, 6/18/1953 (7th) vs. DET
MOST HITS	3++, Johnny Damon, 6/27/2003 (1st) vs. FLA; Gene Stephens, 6/18/1953 (7th) vs. DET
MOST DOUBLES	2++, 9 times, last David Ortiz, 5/9/2016 (4th) vs. OAK
MOST HOME RUNS	2++, Masataka Yoshida, 4/23/2023 (8th) at MIL; David Ortiz, 8/12/2008 (1st) vs. TEX; Nomar Garciaparra, 7/23/2002 (3rd) vs. TB (G1); Ellis Burks, 8/27/1990 (4th) at CLE; Bill Regan, 6/16/1928 (4th) vs. CWS
MOST PINCH HITS	2++, Blake Swihart, 8/29/2018 vs. MIA (7th); Nick Punto, 6/13/2012 (8th) at MIA; Eric Hinske, 7/21/2007 (7th) vs. CWS; Dave Henderson, 5/17/1987 (8th) at MIN; Russ Nixon, 5/4/1962 (5th) vs. CWS
MOST WALKS	2++, several times, last Kevin Plawewski, 5/29/2022 (8th) vs. BAL
MOST RBI	6, David Ortiz, 8/12/2008 (1st) vs. TEX; Carlos Quintana, 7/30/1991 (3rd) vs. TEX; Tom McBride, 8/4/1945 (4th) at WSH (G2)

Career Batting Leaders

Games

1. Yastrzemski (L).....	3,308
2. Evans.....	2,505
3. T. Williams (L).....	2,292
4. Rice.....	2,089
5. Ortiz (L).....	1,953
6. Doerr.....	1,865
7. Hooper (L).....	1,646
8. Boggs (L).....	1,625
9. Petrocelli.....	1,553
10. Varitek (S).....	1,546
11. Pedroia.....	1,512
12. DiMaggio.....	1,399
13. Malzone.....	1,359
14. Greenwell (L).....	1,269
15. Bogaerts.....	1,264
16. G. Scott.....	1,192
17. Du. Lewis.....	1,184
18. Goodman (L).....	1,177
19. Cronin.....	1,134
20. Gardner (L).....	1,123

Hits

1. Yastrzemski (L).....	3,419
2. T. Williams (L).....	2,654
3. Rice.....	2,452
4. Evans.....	2,373
5. Boggs (L).....	2,098
6. Ortiz (L).....	2,079
7. Doerr.....	2,042
8. Pedroia.....	1,805
9. Hooper (L).....	1,707
10. DiMaggio.....	1,680
11. Malzone.....	1,454
12. Bogaerts.....	1,410
13. Greenwell (L).....	1,400
14. Petrocelli.....	1,352
15. Goodman (L).....	1,344
16. Speaker (L).....	1,328
17. Varitek (S).....	1,307
18. Garciaparra.....	1,281
19. Pesky (L).....	1,277
20. Du. Lewis.....	1,248

Home Runs

1. T. Williams (L).....	521
2. Ortiz (L).....	483
3. Yastrzemski (L).....	452
4. Rice.....	382
5. Evans.....	379
6. Ramirez.....	274
7. Vaughn (L).....	230
8. Doerr.....	223
9. Foxx.....	222
10. Petrocelli.....	210
11. Varitek (S).....	193
12. Garciaparra.....	178
13. Devers (L).....	172
14. Jensen.....	170
15. T. Conigliaro.....	162
16. Fisk.....	162
17. Bogaerts.....	156
18. G. Scott.....	154
19. R. Smith (S).....	149
20. Pedroia.....	140

At-Bats

1. Yastrzemski (L).....	11,988
2. Evans.....	8,726
3. Rice.....	8,292
4. T. Williams (L).....	7,706
5. Ortiz (L).....	7,163
6. Doerr.....	7,093
7. Hooper (L).....	6,270
8. Boggs (L).....	6,213
9. Pedroia.....	6,031
10. DiMaggio.....	5,640
11. Petrocelli.....	5,390
12. Malzone.....	5,273
13. Varitek (S).....	5,099
14. Bogaerts.....	4,834
15. Greenwell (L).....	4,623
16. Goodman (L).....	4,399
17. Du. Lewis.....	4,325
18. G. Scott.....	4,234
19. Pesky (L).....	4,085
20. Burluson.....	4,064

Doubles

1. Yastrzemski (L).....	646
2. T. Williams (L).....	525
3. Ortiz (L).....	524
4. Evans.....	474
5. Boggs (L).....	422
6. Pedroia.....	394
7. Doerr.....	381
8. Rice.....	373
9. DiMaggio.....	308
10. Bogaerts.....	308
11. Varitek (S).....	306
12. Garciaparra.....	279
13. Greenwell (L).....	275
14. Cronin.....	270
15. Valentin.....	266
16. Ramirez.....	256
17. Du. Lewis.....	254
18. Goodman (L).....	248
19. Hooper (L).....	246
20. Speaker (L).....	241

Runs Batted In

1. Yastrzemski (L).....	1,844
2. T. Williams (L).....	1,839
3. Ortiz (L).....	1,530
4. Rice.....	1,451
5. Evans.....	1,346
6. Doerr.....	1,247
7. Ramirez.....	868
8. Foxx.....	788
9. Petrocelli.....	773
10. Varitek (S).....	757
11. Vaughn (L).....	752
12. Cronin.....	737
13. Jensen.....	733
14. Greenwell (L).....	726
15. Pedroia.....	725
16. Malzone.....	716
17. Garciaparra.....	690
18. Boggs (L).....	687
19. Bogaerts.....	683
20. Du. Lewis.....	629

Runs

1. Yastrzemski (L).....	1,816
2. T. Williams (L).....	1,798
3. Evans.....	1,435
4. Rice.....	1,249
5. Ortiz (L).....	1,204
6. Doerr.....	1,094
7. Boggs (L).....	1,067
8. DiMaggio.....	1,046
9. Hooper (L).....	988
10. Pedroia.....	922
11. Pesky (L).....	776
12. Bogaerts.....	752
13. Ramirez.....	743
14. Foxx.....	721
15. Garciaparra.....	709
16. Speaker (L).....	703
17. Goodman (L).....	688
18. Varitek (S).....	664
19. Greenwell (L).....	657
20. Petrocelli.....	653

Triples

1. Hooper (L).....	130
2. Speaker (L).....	106
3. Freeman (L).....	90
4. Doerr.....	89
5. Gardner (L).....	87
6. Rice.....	79
7. Ferris.....	77
8. Evans.....	72
9. T. Williams (L).....	71
10. J. Collins.....	65
11. Parent.....	63
12. Du. Lewis.....	62
13. C. Stahl (L).....	62
14. Yastrzemski (L).....	59
15. DiMaggio.....	57
16. Todd (L).....	56
17. Garciaparra.....	50
18. J. Stahl.....	50
19. Boggs (L).....	47
20. He. Wagner.....	47

Walks

1. T. Williams (L).....	2,021
2. Yastrzemski (L).....	1,845
3. Evans.....	1,337
4. Ortiz (L).....	1,133
5. Boggs (L).....	1,004
6. Hooper (L).....	826
7. Doerr.....	809
8. DiMaggio.....	750
9. Rice.....	670
10. Petrocelli.....	661
11. Ramirez.....	636
12. Foxx.....	624
13. Pedroia.....	624
14. Varitek (S).....	614
15. Cronin.....	585
16. Jensen.....	585
17. Pesky (L).....	581
18. Goodman (L).....	561
19. Vaughn (L).....	519
20. Youkilis.....	494

Career Batting Leaders, Continued

Batting Avg. (1,500 AB)

1. T. Williams (L).....	344
2. Boggs (L).....	338
3. Speaker (L).....	337
4. Garciaparra.....	323
5. Runnels (L).....	320
6. Foxx.....	320
7. R. Johnson (L).....	313
8. Pesky (L).....	313
9. Ramirez.....	312
10. Lynn (L).....	308
11. Goodman (L).....	306
12. Vaughn (L).....	304
13. Greenwell (L).....	303
14. Cramer (L).....	302
15. R. Ferrell.....	302
16. Betts.....	301
17. Finney (L).....	301
18. Cronin.....	300
19. Pedroia.....	299
20. Rice.....	298

On-Base Pct. (1,500 AB)

1. T. Williams (L).....	482
2. Foxx.....	429
3. Boggs (L).....	428
4. Speaker (L).....	414
5. Ramirez.....	411
6. Runnels (L).....	408
7. Pesky (L).....	401
8. Vaughn (L).....	394
9. Cronin.....	394
10. R. Ferrell.....	394
11. Youkilis.....	388
12. R. Johnson (L).....	386
13. Goodman (L).....	386
14. Ortiz (L).....	386
15. DiMaggio.....	383
16. Lynn (L).....	383
17. Yastrzemski (L).....	379
18. Jensen.....	374
19. Flagstead.....	374
20. Betts.....	374

Slugging Pct. (1,500 AB)

1. T. Williams (L).....	634
2. Foxx.....	605
3. Ramirez.....	588
4. Ortiz (L).....	570
5. Garciaparra.....	553
6. Vaughn (L).....	542
7. J.D. Martinez.....	526
8. Lynn (L).....	520
9. Betts.....	519
10. Devers (L).....	510
11. Rice.....	502
12. V. Stephens.....	492
13. Daubach (L).....	488
14. T. Conigliaro.....	488
15. Youkilis.....	487
16. Cronin.....	484
17. Speaker (L).....	482
18. Fisk.....	481
19. Armas.....	480
20. T. Nixon (L).....	478

Stolen Bases

1. Hooper (L).....	300
2. Speaker (L).....	267
3. Ellsbury (L).....	241
4. Yastrzemski (L).....	168
5. He. Wagner.....	141
6. Pedroia.....	138
7. Gardner (L).....	134
8. Parent.....	129
9. Betts.....	126
10. T. Harper.....	107
Werber.....	107
12. C. Stahl (L).....	105
13. J. Collins.....	102
Du. Lewis.....	102
15. DiMaggio.....	100
16. Damon (L).....	98
Remy (L).....	98
18. Burks.....	95
Jensen (L).....	95
20. Garciaparra.....	84
R. Smith (S).....	84

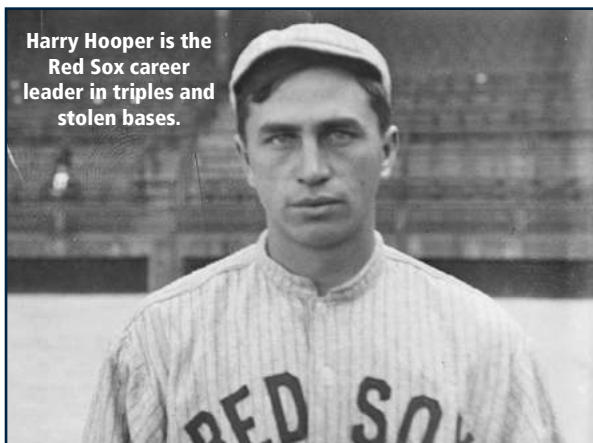
Extra-Base Hits

1. Yastrzemski (L).....	1,157
2. T. Williams (L).....	1,117
3. Ortiz (L).....	1,023
4. Evans.....	925
5. Rice.....	834
6. Doerr.....	693
7. Boggs (L).....	554
8. Pedroia.....	549
9. Ramirez.....	537
10. Varitek (S).....	513
11. Garciaparra.....	507
12. Bogaerts.....	479
13. Petrocelli.....	469
14. DiMaggio.....	452
15. Foxx.....	448
16. Greenwell (L).....	443
17. Vaughn (L).....	439
18. Cronin.....	433
19. Hooper (L).....	406
20. Valentin.....	404

Total Bases

1. Yastrzemski (L).....	5,539
2. T. Williams (L).....	4,884
3. Rice.....	4,129
4. Evans.....	4,128
5. Ortiz (L).....	4,084
6. Doerr.....	3,270
7. Boggs (L).....	2,869
8. Pedroia.....	2,649
9. DiMaggio.....	2,363
10. Ramirez.....	2,324
11. Hooper (L).....	2,303
12. Petrocelli.....	2,263
13. Varitek (S).....	2,220
14. Bogaerts.....	2,216
15. Garciaparra.....	2,194
16. Greenwell (L).....	2,141
17. Malzone.....	2,123
18. Vaughn (L).....	2,074
19. Foxx.....	1,988
20. Speaker (L).....	1,897

Harry Hooper is the Red Sox career leader in triples and stolen bases.



Single-Season Batting Leaders

* led AL † tied for AL lead **376 AB for Red Sox but led AL at .367 overall

Games

1. Rice.....	*163, 1978
2. Buckner (L).....	*162, 1985
Evans.....	†162, 1984
Evans.....	†162, 1982
Yastrzemski (L).....	†162, 1969
Scott.....	162, 1966
7. Vaughn (L).....	161, 1996
Boggs (L).....	161, 1985
Yastrzemski (L).....	161, 1970
Yastrzemski (L).....	161, 1967

Hits

1. Boggs (L).....	*240, 1985
2. Speaker (L).....	222, 1912
3. Betts.....	214, 2016
Boggs (L).....	214, 1988
5. Gonzalez (L).....	†213, 2011
Pedroia.....	†213, 2008
Rice.....	*213, 1978
8. Ellsbury (L).....	212, 2011
9. Boggs (L).....	210, 1983
10. Garciaparra.....	*209, 1997

Home Runs

1. Ortiz (L).....	*54, 2006
2. Foxx.....	50, 1938
3. Ortiz (L).....	47, 2005
4. Rice.....	*46, 1978
5. M. Ramirez.....	45, 2005
6. Vaughn (L).....	44, 1996
Yastrzemski (L).....	44, 1967
8. J.D. Martinez.....	43, 2018
M. Ramirez.....	*43, 2004
Armas.....	*43, 1984
T. Williams (L).....	*43, 1949

Batting Avg.

1. T. Williams (L).....	*.406, 1941
2. T. Williams (L).....	*.388, 1957
3. Speaker (L).....	.383, 1912
4. Garciaparra.....	*.372, 2000
5. Alexander.....	**372, 1932
6. T. Williams (L).....	*.369, 1948
7. Boggs (L).....	*.368, 1985
8. Boggs (L).....	*.366, 1988
9. Boggs (L).....	*.363, 1987
Speaker (L).....	.363, 1913

Stolen Bases

1. Ellsbury (L).....	*70, 2009
2. T. Harper.....	*54, 1973
3. Ellsbury (L).....	*52, 2013
Speaker (L).....	52, 1912
5. Ellsbury (L).....	*50, 2008
6. Speaker (L).....	46, 1913
7. O. Nixon (S).....	42, 1994
Speaker (L).....	42, 1914
9. Werber.....	*40, 1934
Hooper (L).....	40, 1910

Pinch Hits

1. Cronin.....	*18, 1943
2. R. Miller (L).....	*16, 1983
D. Williams.....	*16, 1963
4. R. Miller (L).....	14, 1984
L. Green (L).....	14, 1966
6. D. Jones (L).....	*13, 1967
D. Jones (L).....	13, 1966
Finney (L).....	*13, 1939
B. Miller.....	*13, 1935
10. 2 tied.....	12

At-Bats

1. Garciaparra.....	*684, 1997
2. Rice.....	*677, 1978
3. Buckner (L).....	673, 1985
4. Betts.....	*672, 2016
5. Burleson.....	*663, 1977
6. Cramer (L).....	*661, 1940
7. Ellsbury (L).....	660, 2011
8. Garciaparra.....	658, 2003
Cramer (L).....	*658, 1938
10. Rice.....	657, 1984

Doubles

1. Webb (L).....	*67, 1931
2. Garciaparra.....	*56, 2002
3. Devers (L).....	*54, 2019
Pedroia.....	*54, 2008
5. Speaker (L).....	*53, 1912
6. Bogaerts.....	52, 2019
Ortiz (L).....	52, 2007
8. Garciaparra.....	51, 2000
Boggs (L).....	*51, 1989
Cronin.....	*51, 1938

Runs Batted In

1. Foxx.....	*175, 1938
2. V. Stephens.....	†159, 1949
T. Williams (L).....	†159, 1949
4. Ortiz (L).....	*148, 2005
5. T. Williams (L).....	*145, 1939
6. Ramirez.....	144, 2005
Dropo.....	†144, 1950
V. Stephens.....	†144, 1950
9. Vaughn (L).....	143, 1996
Foxx.....	143, 1936

On-Base Pct.

1. T. Williams (L).....	*.553, 1941
2. T. Williams (L).....	*.526, 1957
3. T. Williams (L).....	*.513, 1954
4. T. Williams (L).....	*.499, 1942
5. T. Williams (L).....	*.499, 1947
6. T. Williams (L).....	*.497, 1946
7. T. Williams (L).....	*.497, 1948
8. T. Williams (L).....	*.490, 1949
9. T. Williams (L).....	*.479, 1956
10. Boggs (L).....	*.476, 1988

Extra-Base Hits

1. Foxx.....	*92, 1938
2. Ortiz (L).....	*91, 2004
3. Devers (L).....	*90, 2019
4. Ortiz (L).....	*88, 2007
Ortiz (L).....	*88, 2005
6. Ortiz (L).....	*87, 2016
Ramirez.....	87, 2004
8. Rice.....	*86, 1978
T. Williams (L).....	*86, 1939
10. 5 tied.....	85

Multi-Hit Games

1. Boggs (L).....	*72, 1985
2. Rice.....	*69, 1978
3. Garciaparra.....	*68, 1997
Boggs (L).....	*68, 1983
5. Betts.....	*67, 2016
6. Gonzalez (L).....	*66, 2011
T. Williams (L).....	.66, 1940
8. Garciaparra.....	.65, 2000
Pesky (L).....	.65, 1942
10. 2 tied.....	.64

Runs

1. T. Williams (L).....	*150, 1949
2. T. Williams (L).....	*142, 1946
3. T. Williams (L).....	*141, 1942
4. Foxx.....	139, 1938
5. Speaker (L).....	136, 1912
6. Betts.....	*135, 2019
T. Williams (L).....	*135, 1941
8. T. Williams (L).....	*134, 1940
9. DiMaggio.....	*131, 1950
T. Williams (L).....	131, 1939

Triples

1. Speaker (L).....	22, 1913
2. Freeman (L).....	20, 1903
3. L. Gardner (L).....	19, 1914
Freeman (L).....	19, 1904
C. Stahl (L).....	†19, 1904
Freeman (L).....	19, 1902
7. Speaker (L).....	18, 1914
L. Gardner (L).....	18, 1912
9. 4 tied.....	17

Walks

1. T. Williams (L).....	*162, 1949
T. Williams (L).....	*162, 1947
3. T. Williams (L).....	*156, 1946
4. T. Williams (L).....	*147, 1941
5. T. Williams (L).....	*145, 1942
6. T. Williams (L).....	*144, 1951
7. T. Williams (L).....	*136, 1954
8. Yastrzemski (L).....	128, 1970
9. T. Williams (L).....	*126, 1948
10. Boggs (L).....	*125, 1988

Slugging Pct.

1. T. Williams (L).....	*.735, 1941
2. T. Williams (L).....	*.731, 1957
3. Foxx.....	*.704, 1938
4. Foxx.....	*.694, 1939
5. T. Williams (L).....	*.667, 1946
6. Ruth (L).....	*.657, 1919
7. T. Williams (L).....	*.650, 1949
8. T. Williams (L).....	*.648, 1942
9. Ramirez.....	.647, 2002
10. Betts.....	*.640, 2018

Total Bases

1. Rice.....	*406, 1978
2. Foxx.....	*398, 1938
3. Rice.....	*382, 1977
4. Vaughn (L).....	370, 1996
5. Rice.....	*369, 1979
Foxx.....	369, 1936
7. T. Williams (L).....	*368, 1949
8. Garciaparra.....	365, 1997
9. Ellsbury (L).....	*364, 2011
10. Ortiz (L).....	363, 2005

Intentional Walks

1. T. Williams (L).....	*33, 1957
2. Ramirez.....	*28, 2003
3. Ortiz (L).....	*27, 2013
4. Ramirez.....	*25, 2001
Boggs (L).....	*25, 1991
6. Ortiz (L).....	23, 2006
Vaughn (L).....	23, 1993
8. Ortiz (L).....	22, 2014
9. 3 tied.....	20

Annual Batting Leaders

BATTING AVERAGE

2023	Yoshida.....	.289	1992	Brunansky266	1961	Malzone266	1930	Webb.....	.323
2022	Bogaerts.....	.307	1991	Boggs332	1960	Runnels	*.320	1929	Rothrock.....	.300
2021	Bogaerts.....	.295	1990	Boggs302	1959	Runnels314	1928	Myer.....	.313
2020	Verdugo.....	.308	1989	Boggs330	1958	T. Williams	*.328	1927	Tobin.....	.310
2019	Devers311	1988	Boggs	*.366	1957	T. Williams	*.388	1926	Rigney270
2018	Betts	*.346	1987	Boggs	*.363	1956	T. Williams345	1925	I. Boone.....	.330
2017	Bogaerts.....	.273	1986	Boggs	*.357	1955	Goodman294	1924	I. Boone.....	.337
2016	Betts318	1985	Boggs	*.368	1954	T. Williams345	1923	J. Harris.....	.335
2015	Bogaerts.....	.320	1984	Boggs325	1953	Goodman313	1922	J. Harris.....	.316
2014	Pedroia.....	.278	1983	Boggs	*.361	1952	Goodman306	1921	Pratt.....	.324
2013	Ortiz309	1982	Rice309	1951	T. Williams318	1920	Hooper312
2012	González300	1981	Lansford	*.336	1950	Goodman	*.354	1919	Ruth322
2011	González338	1980	Rice294	1949	T. Williams343	1918	Hooper289
2010	Beltré.....	.321	1979	Lynn.....	*.333	1948	T. Williams	*.369	1917	Du. Lewis.....	.302
2009	Youkilis.....	.305	1978	Rice315	1947	T. Williams	*.343	1916	Gardner308
2008	Pedroia.....	.326	1977	Rice320	1946	T. Williams342	1915	Speaker322
2007	Ortiz332	1976	Lynn.....	.314	1945	B. Johnson280	1914	Speaker338
2006	Ramirez321	1975	Lynn.....	.331	1944	Doerr325	1913	Speaker365
2005	Damon316	1974	Yastrzemski301	1943	Fox288	1912	Speaker383
2004	Ramirez.....	.308	1973	Yastrzemski296	1942	T. Williams	*.356	1911	Speaker334
2003	Mueller.....	*.326	1972	Fisk293	1941	T. Williams	*.406	1910	Speaker340
2002	Ramirez.....	*.349	1971	R. Smith.....	.283	1940	T. Williams344	1909	Lord.....	.311
2001	Ramirez.....	*.306	1970	Yastrzemski329	1939	Foxx.....	.360	1908	Gessler308
2000	GarciaParra	*.372	1969	R. Smith.....	.309	1938	Foxx.....	*.349	1907	Congalton286
1999	GarciaParra	*.357	1968	Yastrzemski	*.301	1937	Chapman.....	.307	1906	Grimshaw.....	.290
1998	Vaughn.....	.337	1967	Yastrzemski	*.326	1936	Foxx.....	.338	1905	J. Collins276
1997	Jefferson.....	.319	1966	Yastrzemski278	1935	R. Johnson315	1904	Parent.....	.291
1996	Vaughn.....	.326	1965	Yastrzemski312	1934	Werber321	1903	Dougherty331
1995	Naehring307	1964	Bressoud293	1933	R. Johnson313	1902	Dougherty342
1994	Vaughn.....	.310	1963	Yastrzemski	*.321	1932	Alexander372	1901	Freeman339
1993	Greenwell.....	.315	1962	Runnels	*.326	1931	Webb.....	.333			

HOME RUNS

2023	Devers33	1992	Brunansky15	1961	Geiger18	1930	Webb.....	.16
2022	Devers27	1991	J. Clark.....	.28	1960	T. Williams29	1929	Rothrock.....	.6
2021	Devers38	1990	Burks21	1959	Jensen28	1928	Todd12
2020	Bogaerts, Devers11	1989	Esasky30	1958	Jensen35	1927	Todd.....	.6
2019	J.D. Martinez.....	.36	1988	Greenwell.....	.22	1957	T. Williams38	1926	Todd7
2018	J.D. Martinez.....	.43	1987	Evans.....	.34	1956	T. Williams24	1925	Todd11
2017	Betts24	1986	Baylor31	1955	T. Williams28	1924	I. Boone.....	.13
2016	Ortiz38	1985	Evans.....	.29	1954	T. Williams29	1923	J. Harris.....	.13
2015	Ortiz37	1984	Armas.....	*.43	1953	Gernert21	1922	Burns.....	.12
2014	Ortiz35	1983	Rice	*.39	1952	Gernert19	1921	Pratt.....	.5
2013	Ortiz30	1982	Evans.....	.32	1951	T. Williams30	1920	Hooper7
2012	Saltamacchia25	1981	Evans.....	**22	1950	Dropo34	1919	Ruth	*29
2011	Ellsbury.....	.32	1980	T. Perez25	1949	T. Williams	*.43	1918	Ruth	*11
2010	Ortiz32	1979	Lynn, Rice39	1948	V. Stephens.....	.29	1917	Hooper3
2009	Bay36	1978	Rice	*.46	1947	T. Williams	*.32	1916	3 tied.....	.3
2008	Youkilis.....	.29	1977	Rice	*.39	1946	T. Williams38	1915	Ruth4
2007	Ortiz35	1976	Rice25	1945	B. Johnson12	1914	Speaker4
2006	Ortiz	*.54	1975	Rice22	1944	B. Johnson17	1913	Hooper4
2005	Ortiz47	1974	Petrocelli, Yastrzemski15	1943	Doerr16	1912	Speaker	*10
2004	Ramirez.....	*.43	1973	Fisk26	1942	T. Williams	*.36	1911	Speaker8
2003	Ramirez.....	.37	1972	Fisk.....	.22	1941	T. Williams	*.37	1910	J. Stahl.....	*10
2002	Ramirez.....	.33	1971	R. Smith.....	.30	1940	Foxx.....	.36	1909	Speaker7
2001	Ramirez.....	.41	1970	Yastrzemski40	1939	Foxx.....	*.35	1908	Gessler3
2000	Everett.....	.34	1969	Petrocelli, Yastrzemski40	1938	Foxx.....	.50	1907	Ferris4
1999	O'Leary.....	.28	1968	Harrelson.....	.35	1937	Foxx.....	.36	1906	C. Stahl.....	.4
1998	Vaughn.....	.40	1967	Yastrzemski	*.44	1936	Foxx.....	.41	1905	Ferris6
1997	Vaughn.....	.35	1966	T. Conigliaro28	1935	Werber14	1904	Freeman7
1996	Vaughn.....	.44	1965	T. Conigliaro	*.32	1934	Werber11	1903	Freeman	*13
1995	Vaughn.....	.39	1964	Stuart33	1933	R. Johnson10	1902	Freeman11
1994	Vaughn.....	.26	1963	Stuart42	1932	Jolley18	1901	Freeman12
1993	Vaughn.....	.29	1962	Malzone21	1931	Webb.....	.14			

* led AL ** tied for AL lead

Annual Batting Leaders, Continued

RUNS SCORED

2023	Devers.....	90	1992	Reed.....	64	1961	Schilling.....	87	1930	Oliver.....	86
2022	Bogaerts, Devers ..	84	1991	Boggs.....	93	1960	Runnels.....	80	1929	Rothrock.....	70
2021	Devers.....	101	1990	Boggs, Burks.....	89	1959	Jensen.....	101	1928	Flagstead.....	84
2020	Bogaerts, Verdugo ..	36	1989	Boggs.....	**113	1958	Runnels.....	103	1927	Flagstead.....	63
2019	Betts.....	*135	1988	Boggs.....	*128	1957	Piersall.....	103	1926	Rigney.....	71
2018	Betts.....	**129	1987	Evans.....	109	1956	Klaus, Piersall.....	91	1925	Flagstead.....	84
2017	Betts.....	101	1986	Boggs.....	107	1955	Goodman.....	100	1924	Flagstead.....	106
2016	Betts.....	122	1985	Evans.....	110	1954	T. Williams.....	93	1923	Burns.....	91
2015	Betts.....	92	1984	Evans.....	*121	1953	Piersall.....	76	1922	Pratt.....	73
2014	Pedroia.....	72	1983	Boggs.....	100	1952	DiMaggio.....	81	1921	Leibold.....	88
2013	Ellsbury.....	92	1982	Evans.....	122	1951	DiMaggio.....	*113	1920	Hooper.....	91
2012	Pedroia.....	81	1981	Evans.....	84	1950	DiMaggio.....	*131	1919	Ruth.....	*103
2011	Ellsbury.....	119	1980	Burleson.....	89	1949	T. Williams.....	*150	1918	Hooper.....	81
2010	Scutaro.....	92	1979	Rice.....	117	1948	DiMaggio.....	127	1917	Hooper.....	89
2009	Pedroia.....	*115	1978	Rice.....	121	1947	T. Williams.....	*125	1916	Hooper.....	75
2008	Pedroia.....	*118	1977	Fisk.....	106	1946	T. Williams.....	*142	1915	Speaker.....	108
2007	Ortiz.....	116	1976	Fisk, Lynn.....	76	1945	Lake.....	81	1914	Speaker.....	100
2006	Ortiz.....	115	1975	Lynn.....	*103	1944	B. Johnson.....	106	1913	Hooper.....	100
2005	Ortiz.....	119	1974	Yastrzemski.....	*93	1943	Doerr.....	78	1912	Speaker.....	136
2004	Damon.....	123	1973	T. Harper.....	92	1942	T. Williams.....	*141	1911	Hooper.....	93
2003	GarciaParra.....	120	1972	T. Harper.....	92	1941	T. Williams.....	*135	1910	Speaker.....	92
2002	Damon.....	118	1971	R. Smith.....	85	1940	T. Williams.....	*134	1909	Lord.....	86
2001	T. Nixon.....	100	1970	Yastrzemski.....	*125	1939	T. Williams.....	131	1908	McConnell.....	77
2000	GarciaParra.....	104	1969	Yastrzemski.....	96	1938	Foxx.....	139	1907	D. Sullivan.....	73
1999	Offerman.....	107	1968	Yastrzemski.....	90	1937	Foxx.....	111	1906	Parent.....	67
1998	Valentin.....	113	1967	Yastrzemski.....	*112	1936	Foxx.....	130	1905	Burkett.....	78
1997	GarciaParra.....	122	1966	Foy.....	97	1935	Almada.....	85	1904	Collins, Parent.....	85
1996	Vaughn.....	118	1965	T. Conigliaro.....	82	1934	Werber.....	129	1903	Dougherty.....	*107
1995	Valentin.....	108	1964	Bressoud.....	86	1933	R. Johnson.....	88	1902	C. Stahl.....	92
1994	Vaughn.....	65	1963	Yastrzemski.....	91	1932	R. Johnson.....	70	1901	J. Collins.....	109
1993	Vaughn.....	86	1962	Yastrzemski.....	99	1931	Webb.....	96			

RUNS BATTED IN

2023	Devers.....	100	1992	Brunansky.....	74	1961	Malzone.....	87	1930	Webb.....	66
2022	Devers.....	88	1991	J. Clark.....	87	1960	Wertz.....	103	1929	Scarritt.....	71
2021	Devers.....	113	1990	Burks.....	89	1959	Jensen.....	*112	1928	Regan.....	75
2020	Devers.....	43	1989	Esasky.....	108	1958	Jensen.....	*122	1927	Flagstead.....	69
2019	Bogaerts.....	117	1988	Greenwell.....	119	1957	Jensen, Malzone ..	103	1926	Jacobson, Todt.....	69
2018	J.D. Martinez.....	*130	1987	Evans.....	123	1956	Jensen.....	97	1925	Todt.....	75
2017	Betts.....	102	1986	Rice.....	110	1955	Jensen.....	*116	1924	Veach.....	99
2016	Ortiz.....	**127	1985	Buckner.....	110	1954	Jensen.....	117	1923	Burns.....	82
2015	Ortiz.....	108	1984	Armas.....	*123	1953	Kell.....	73	1922	Pratt.....	86
2014	Ortiz.....	104	1983	Rice.....	*126	1952	Gernert.....	67	1921	Pratt.....	102
2013	Ortiz.....	103	1982	Evans.....	98	1951	T. Williams.....	126	1920	Hendryx.....	73
2012	González.....	86	1981	Evans.....	75	1950	Dropo, Stephens..	*144	1919	Ruth.....	*114
2011	González.....	117	1980	T. Perez.....	105	1949	Stephens, Williams..	159	1918	Ruth.....	66
2010	Beltré, Ortiz.....	102	1979	Rice.....	130	1948	V. Stephens.....	137	1917	Du. Lewis.....	65
2009	Bay.....	119	1978	Rice.....	*139	1947	T. Williams.....	*114	1916	Gardner.....	62
2008	Youkilis.....	115	1977	Rice.....	114	1946	T. Williams.....	123	1915	Du. Lewis.....	76
2007	Lowell.....	120	1976	Yastrzemski.....	102	1945	B. Johnson.....	74	1914	Speaker.....	90
2006	Ortiz.....	*137	1975	Lynn.....	105	1944	B. Johnson.....	106	1913	Du. Lewis.....	90
2005	Ortiz.....	*148	1974	Yastrzemski.....	79	1943	Tabor.....	85	1912	Du. Lewis.....	109
2004	Ortiz.....	139	1973	Yastrzemski.....	95	1942	T. Williams.....	*137	1911	Du. Lewis.....	86
2003	GarciaParra.....	105	1972	Petrocelli.....	75	1941	T. Williams.....	120	1910	J. Stahl.....	77
2002	GarciaParra.....	120	1971	R. Smith.....	96	1940	Foxx.....	119	1909	Speaker.....	77
2001	Ramirez.....	125	1970	T. Conigliaro.....	116	1939	T. Williams.....	*145	1908	Gessler.....	63
2000	Everett.....	108	1969	Yastrzemski.....	111	1938	Foxx.....	*175	1907	Unghlaub.....	62
1999	GarciaParra.....	104	1968	Harrelson.....	*109	1937	Foxx.....	127	1906	C. Stahl.....	51
1998	GarciaParra.....	122	1967	Yastrzemski.....	*121	1936	Foxx.....	143	1905	J. Collins.....	65
1997	GarciaParra.....	98	1966	T. Conigliaro.....	93	1935	Cronin.....	95	1904	Freeman.....	84
1996	Vaughn.....	143	1965	Mantilla.....	92	1934	R. Johnson.....	119	1903	Freeman.....	*104
1995	Vaughn.....	*126	1964	Stuart.....	114	1933	R. Johnson.....	95	1902	Freeman.....	*121
1994	Vaughn.....	82	1963	Stuart.....	*118	1932	Jolley.....	99	1901	Freeman.....	114
1993	Vaughn.....	101	1962	Malzone.....	95	1931	Webb.....	103			

* led AL ** tied for AL lead

Annual Batting Leaders, Continued

HITS

2023	Devers	157	1992	Reed	136	1961	Schilling	167	1930	Oliver	189
2022	Bogaerts	171	1991	Boggs	181	1960	Runnels	169	1929	Scarritt	159
2021	Devers	165	1990	Boggs	187	1959	Runnels	176	1928	Myer	168
2020	Verdugo	61	1989	Boggs	205	1958	Malzone	185	1927	Myer	135
2019	Devers	201	1988	Boggs	214	1957	Malzone	185	1926	Todt	153
2018	J.D. Martinez	188	1987	Boggs	200	1956	Jensen	182	1925	Flagstead	160
2017	Betts	166	1986	Boggs	207	1955	Goodman	176	1924	Wambsganss	174
2016	Betts	214	1985	Boggs	*240	1954	Jensen	160	1923	Burns	181
2015	Bogaerts	196	1984	Boggs	203	1953	Goodman	161	1922	Pratt	183
2014	Pedroia	153	1983	Boggs	210	1952	Goodman	157	1921	McInnis	179
2013	Pedroia	193	1982	Evans, Remy	178	1951	DiMaggio	189	1920	Hooper	167
2012	Pedroia	163	1981	Lansford	134	1950	DiMaggio	193	1919	E. Scott	141
2011	González	**213	1980	Burleson	179	1949	T. Williams	194	1918	Hooper	137
2010	Beltré	189	1979	Rice	201	1948	T. Williams	188	1917	Du. Lewis	167
2009	Ellsbury	188	1978	Rice	*213	1947	Pesky	*207	1916	Hooper	156
2008	Pedroia	**213	1977	Rice	206	1946	Pesky	*208	1915	Speaker	176
2007	Lowell	191	1976	Rice	164	1945	B. Johnson	148	1914	Speaker	*193
2006	Loretta	181	1975	Lynn	175	1944	B. Johnson	170	1913	Speaker	190
2005	Damon	197	1974	Yastrzemi	155	1943	Doerr	163	1912	Speaker	222
2004	Damon	189	1973	Yastrzemi	160	1942	Pesky	*205	1911	Speaker	167
2003	Garciaparra	198	1972	T. Harper	141	1941	T. Williams	185	1910	Speaker	183
2002	Garciaparra	197	1971	R. Smith	175	1940	Cramer	**200	1909	Speaker	168
2001	Ramírez	162	1970	Yastrzemi	186	1939	T. Williams	185	1908	Lord	145
2000	Garciaparra	197	1969	R. Smith	168	1938	Vosmik	*201	1907	Congalton	142
1999	Garciaparra	190	1968	Yastrzemi	162	1937	Cronin	175	1906	C. Stahl	170
1998	Vaughn	205	1967	Yastrzemi	*189	1936	Fox	198	1905	Burkett	147
1997	Garciaparra	*209	1966	Yastrzemi	165	1935	Almada	176	1904	Parent	172
1996	Vaughn	207	1965	Yastrzemi	154	1934	Werber	200	1903	Dougherty	*195
1995	Vaughn	165	1964	Stuart	168	1933	R. Johnson	151	1902	Freeman	174
1994	Vaughn	122	1963	Yastrzemi	*183	1932	Jolley	164	1901	J. Collins	185
1993	Greenwell	170	1962	Yastrzemi	191	1931	Webb	196			

STOLEN BASES

2023	Duran	24	1992	Reed	7	1961	Geiger	16	1930	Oliver, Reeves	6
2022	Story	13	1991	Greenwell	15	1960	Runnels, Stephens	5	1929	Rothrock	23
2021	Vázquez	8	1990	Burks	9	1959	Jensen	20	1928	Myer	*30
2020	Bogaerts	8	1989	Burks	21	1958	Piersall	12	1927	Flagstead	12
2019	Betts	16	1988	Burks	25	1957	Piersall	14	1926	Haney	*13
2018	Betts	30	1987	Burks	27	1956	Jensen	11	1925	Ezzell, Prothro	9
2017	Betts	26	1986	Barrett	15	1955	Jensen	16	1924	Wambsganss	14
2016	Betts	26	1985	Buckner	18	1954	Jensen	*22	1923	McMillan	13
2015	Betts	21	1984	Gutierrez	12	1953	Piersall	11	1922	Menosky	9
2014	Holt	12	1983	Remy	11	1952	Throneberry	16	1921	S. Collins	15
2013	Ellsbury	*52	1982	Remy	16	1951	Goodman	7	1920	Menosky	23
2012	Pedroia	20	1981	Lansford	15	1950	DiMaggio	*15	1919	Hooper	23
2011	Ellsbury	39	1980	Remy	14	1949	DiMaggio	9	1918	Hooper	24
2010	Kalish	10	1979	Remy	14	1948	DiMaggio	10	1917	Hooper	21
2009	Ellsbury	*70	1978	Remy	30	1947	Pesky	12	1916	Hooper	27
2008	Ellsbury	*50	1977	Burleson	13	1946	DiMaggio	10	1915	Speaker	29
2007	Lugo	33	1976	Burleson, Lynn	14	1945	Metkovich	19	1914	Speaker	42
2006	Crisp	22	1975	Lynn, Rice	10	1944	Metkovich	13	1913	Speaker	46
2005	Damon	18	1974	T. Harper	28	1943	Fox	22	1912	Speaker	52
2004	Damon	19	1973	T. Harper	*54	1942	DiMaggio	16	1911	Hooper	38
2003	Damon	30	1972	T. Harper	25	1941	Tabor	17	1910	Hooper	40
2002	Damon	31	1971	Griffin, Smith	11	1940	Tabor	14	1909	Lord	36
2001	Everett	9	1970	Yastrzemi	23	1939	Tabor	16	1908	McConnell	31
2000	Everett	11	1969	Yastrzemi	15	1938	Chapman	13	1907	He. Wagner	20
1999	Offerman	18	1968	Foy	26	1937	Chapman	27	1906	Parent	16
1998	Da. Lewis	29	1967	R. Smith	16	1936	Werber	23	1905	Parent	25
1997	Garciaparra	22	1966	Tartabull	11	1935	Werber	*29	1904	Parent	20
1996	Frye	18	1965	L. Green, Jones	8	1934	Werber	*40	1903	Dougherty	35
1995	Valentin	20	1964	Jones, Yastrzemi	6	1933	Werber	15	1902	C. Stahl	24
1994	O. Nixon	42	1963	Geiger	9	1932	R. Johnson	13	1901	Dowd	33
1993	Fletcher	16	1962	Geiger	18	1931	Rothrock	13			

* led AL ** tied for AL lead

Annual Batting Leaders, Continued

DOUBLES

2023	Verdugo.....	37	1992	Brunansky	31	1961	Yastrzemeski	31	1930	Regan.....	35
2022	Martinez.....	43	1991	Boggs, Reed	42	1960	Malzone	30	1929	Todt.....	38
2021	Martinez.....	42	1990	Reed.....	**45	1959	Malzone	34	1928	Flagstead.....	41
2020	Devers, Verdugo, Martinez, 16		1989	Boggs.....	*51	1958	Runnels	32	1924	Regan.....	37
2019	Devers.....	*54	1988	Boggs.....	*45	1957	Malzone	31	1926	Jacobson	36
2018	Betts.....	47	1987	Boggs.....	40	1956	Piersall.....	*40	1925	Flagstead.....	38
2017	Betts.....	46	1986	Boggs.....	47	1955	Goodman	31	1924	Wambsganss.....	41
2016	Ortiz.....	*48	1985	Buckner	46	1954	3 tied.....	25	1923	Burns.....	47
2015	Betts.....	42	1984	Evans.....	37	1953	Kell.....	41	1922	Pratt.....	44
2014	Pedroia.....	33	1983	Boggs.....	44	1952	Goodman	27	1921	Pratt.....	36
2013	Pedroia.....	42	1982	Evans.....	37	1951	DiMaggio, Goodman..	34	1920	Hooper, Schang	30
2012	Pedroia.....	39	1981	Lansford	23	1950	V. Stephens.....	34	1919	Ruth.....	34
2011	Ellsbury.....	46	1980	Evans.....	37	1949	T. Williams	*39	1918	Hooper, Ruth	26
2010	Beltré.....	*49	1979	Lynn.....	42	1948	T. Williams	*44	1917	Du. Lewis.....	29
2009	Pedroia.....	48	1978	Fisk.....	39	1947	T. Williams	40	1916	Lewis, Walker.....	29
2008	Pedroia.....	*54	1977	Burleson.....	36	1946	Pesky.....	43	1915	Du. Lewis.....	31
2007	Ortiz.....	52	1976	Evans.....	34	1945	Newsome.....	30	1914	Speaker.....	*46
2006	Lowell.....	47	1975	Lynn.....	*47	1944	B. Johnson	40	1913	Speaker.....	35
2005	Ortiz.....	40	1974	Yastrzemeski	25	1943	Doerr.....	32	1912	Speaker.....	*53
2004	Ortiz.....	47	1973	Cepeda, Yastrzemeski ..	25	1942	DiMaggio.....	36	1911	Speaker.....	34
2003	Mueller.....	45	1972	T. Harper.....	29	1941	Cronin.....	38	1910	Du. Lewis.....	29
2002	GarciaParra.....	**56	1971	R. Smith.....	*33	1940	T. Williams	43	1909	Speaker.....	26
2001	Ramirez.....	33	1970	R. Smith.....	32	1939	T. Williams	44	1908	Lord.....	15
2000	GarciaParra.....	51	1969	Petrocelli.....	32	1938	Cronin.....	*51	1907	Ferris.....	25
1999	GarciaParra.....	42	1968	R. Smith.....	*37	1937	Cronin.....	40	1906	Ferris.....	25
1998	Valentin.....	44	1967	Yastrzemeski	31	1936	McNair.....	36	1905	J. Collins.....	25
1997	Valentin.....	*47	1966	Yastrzemeski	*39	1935	Cronin.....	37	1904	J. Collins.....	33
1996	Jefferson.....	30	1965	Yastrzemeski	**45	1934	R. Johnson	43	1903	Freeman.....	39
1995	Valentin.....	37	1964	Bressoud.....	41	1933	Cooke.....	35	1902	Freeman.....	38
1994	Valentin.....	26	1963	Yastrzemeski	*40	1932	Pickering.....	28	1901	J. Collins.....	42
1993	Valentin.....	40	1962	Yastrzemeski	43	1931	Webb.....	*67			

TRIPLES

2023	Verdugo.....	5	1992	Boggs.....	4	1961	Geiger, Yastrzemeski ..	6	1930	Regan.....	10
2022	Duran.....	3	1991	Greenwell.....	6	1960	Buddin, Clinton	5	1929	Scarritt.....	17
2021	Dalbec.....	5	1990	Burks.....	8	1959	Runnels.....	6	1928	Taitt.....	14
2020	Pillar.....	3	1989	Boggs.....	7	1958	Piersall, Runnels.....	5	1927	Myer.....	11
2019	Benintendi, Betts.....	5	1988	Greenwell.....	8	1957	Malzone, Piersall	5	1926	Todt.....	12
2018	Benintendi.....	6	1987	Owen.....	7	1956	Jensen.....	**11	1925	Todt.....	13
2017	Bogaerts.....	6	1986	Armas, Barrett.....	4	1955	Jensen.....	6	1924	Harris, Veach	9
2016	Bradley Jr.....	7	1985	Armas, Gedman.....	5	1954	Agganis.....	8	1923	J. Harris.....	11
2015	Betts.....	8	1984	Evans.....	8	1953	Piersall.....	9	1922	J. Harris.....	9
2014	Holt.....	5	1983	Boggs.....	7	1952	Evers, Vollmer.....	4	1921	S. Collins.....	12
2013	Drew, Ellsbury.....	8	1982	Evans.....	7	1951	Pesky.....	6	1920	Hooper.....	17
2012	Pedroia.....	3	1981	Evans.....	4	1950	DiMaggio, Doerr.....	**11	1919	Ruth.....	12
2011	Crawford.....	7	1980	Rice.....	6	1949	Doerr.....	9	1918	Hooper.....	13
2010	Youkilis.....	5	1979	Hobson.....	7	1948	V. Stephens.....	8	1917	Hooper.....	11
2009	Ellsbury.....	**10	1978	Rice.....	*15	1947	Doerr.....	10	1916	Hooper, Walker	11
2008	Ellsbury.....	7	1977	Rice.....	15	1946	Doerr.....	9	1915	Hooper.....	13
2007	Crisp.....	7	1976	Lynn, Rice.....	8	1945	Johnson, McBride.....	7	1914	Gardner.....	19
2006	7 tied.....	2	1975	Lynn.....	7	1944	Doerr.....	10	1913	Speaker.....	22
2005	Damon.....	6	1974	Evans.....	8	1943	Lupien.....	9	1912	Gardner.....	18
2004	Damon.....	6	1973	R. Miller.....	7	1942	Pesky.....	9	1911	Speaker.....	13
2003	GarciaParra.....	13	1972	Fisk.....	**9	1941	Finney.....	10	1910	J. Stahl.....	16
2002	Damon.....	*11	1971	Kennedy.....	5	1940	Finney.....	15	1909	Speaker.....	13
2001	O'Leary.....	6	1970	R. Smith.....	7	1939	T. Williams	11	1908	Gessler.....	14
2000	T. Nixon.....	8	1969	R. Smith.....	7	1938	Foxx.....	9	1907	Unghlaub	13
1999	Offerman.....	11	1968	R. Smith.....	5	1937	Chapman, Cramer ..	11	1906	Ferris.....	13
1998	GarciaParra, O'Leary.....	8	1967	G. Scott.....	7	1936	Foxx, Kroner.....	8	1905	Ferris.....	16
1997	GarciaParra.....	*11	1966	Foy.....	8	1935	Cronin.....	14	1904	Freeman, Stahl	19
1996	O'Leary.....	5	1965	L. Green.....	6	1934	Johnson, Werber.....	10	1903	Freeman.....	20
1995	O'Leary.....	6	1964	Yastrzemeski	9	1933	Cooke.....	10	1902	Freeman.....	19
1994	S. Cooper.....	4	1963	Clinton.....	7	1932	Olson.....	6	1901	Collins, Stahl	16
1993	Greenwell.....	6	1962	Clinton.....	**10	1931	Oliver.....	5			

* led AL ** tied for AL lead

RBI History

Most Career 100-RBI Seasons

No.	PLAYER	YEARS	No.	PLAYER	YEARS	No.	PLAYER	YEARS
10	Ortiz	2003-07, 10, 13-16	6	Foxx	1936-41	4	Evans	1984, 87-89
9	T. Williams	1939-42, 46-49, 51	5	Yastrzemski	1967, 69-70, 76-77	3	Devers	2019, 21, 23
8	Rice	1975, 77-79, 83-86	5	Jensen	1954-55, 57-59	3	V. Stephens	1948-50
6	Ramirez	2001-06	4	Garcia-parra	1998-99, 2002-03	3	Cronin	1937, 39-40
6	Doerr	1940, 42, 46, 48-50	4	Vaughn	1993, 95-96, 98	3	Freeman	1901-03

Red Sox 30-RBI Months (Since 1970)

YEAR	MONTH	PLAYER	RBI	YEAR	MONTH	PLAYER	RBI
2022	May	Trevor Story	32	1992	July	Tom Brunansky	32
2019	July	Rafael Devers	34	1989	Aug.	Nick Esasky	35
2011	May	Adrián González	31	1988	June	Mike Greenwell	31
2009	May	Jason Bay	30	1987	Aug.	Dwight Evans	31
2006	July	David Ortiz	35	1984	June	Tony Armas	30
2005	Aug.	David Ortiz	30	1983	Aug.	Jim Rice	32
2004	June	David Ortiz	31	1980	Sept.	Jim Rice	31
2002	Sept.	Manny Ramirez	30	1978	Aug.	Jim Rice	33
2001	April	Manny Ramirez	31	1978	May	Jim Rice	33
1999	May	Nomar Garcia-parra	33	1977	Sept.	Carlton Fisk	35
1998	July	Nomar Garcia-parra	33	1975	June	Fred Lynn	32
1995	Aug.	John Valentin	31	1973	Sept.	Carl Yastrzemski	30

NOTE: Ted Williams holds the club record for RBI in a month with 41 in May 1942 (28 G). He also had 40 RBI in June 1950 (29 G). Clyde Vollmer is the only other Red Sox player to reach 40 in a month with 40 in July 1951 (29 G).

Most RBI in One Game

RBI	PLAYER	DATE	OPP.	RBI	PLAYER	DATE	OPP.
10	Nomar Garcia-parra	5/10/1999	vs. SEA	9	Jim Tabor	7/4/1939	at PHA (G2)
10	Fred Lynn	6/18/1975	at DET	8	Mookie Betts^	7/2/2017	at TOR
10	Norm Zauchin	5/27/1955	vs. WAS	8	Mookie Betts	8/14/2016	vs. ARI
10	Rudy York	7/27/1946	at STL	8	Nomar Garcia-parra	7/23/2002	vs. TB (G1)
9	Bill Mueller	7/29/2003	at TEX	8	Bobby Doerr	6/8/1950	vs. STL
9	Mike Greenwell*	9/2/1996	at SEA (10)	8	Ted Williams	7/14/1946	vs. CLE (G1)
9	Jackie Jensen	8/2/1956	at DET	8	Jimmie Foxx	9/7/1938	vs. NYY (G)

*ML record for a player who drove in all his team's runs in a single game

^Tied for ML record for most RBI as a leadoff hitter

Most Consecutive Games with at least One RBI

PLAYER	GAMES	RBI	YEAR	DATES
Ted Williams	12	18	1942	8/31-9/13
Joe Cronin	12	19	1939	6/27-7/9
Ted Williams	11	21	1950	5/30 (G1)-6/10
Manny Ramirez	10	12	2002	9/14-24
Dwight Evans	10	18	1989	9/15-26
Butch Hobson	10	21	1978	4/14-23
Mike Higgins	10	16	1938	8/30-9/6
Joe Cronin	10	14	1935	8/7 (G1)-17 (G1)
Roy Johnson	10	16	1934	7/6-16 (G2)
Joe Harris	10	13	1924	5/14-24

Walk-off RBI Leaders

Rank	RBI	Rank	RBI	Rank	RBI	Rank	RBI
1.	Ortiz..... 17	T8.	Foxx..... 8	T15.	Verdugo..... 6	T20.	Finney..... 5
2.	Yastrzemski..... 14	T8.	Fisk..... 8	T15.	Malzone..... 6	T20.	Goodman..... 5
3.	Jensen..... 11	T8.	Williams..... 8	T15.	Cronin..... 6	T20.	Smith..... 5
T3.	Doerr..... 11	T8.	Ferrell..... 8	T15.	White..... 6	T20.	Varitek..... 5
T5.	Evans..... 9	T12.	Petrocelli..... 7	T15.	Boggs..... 6	T20.	DiMaggio..... 5
T5.	Stephens..... 9	T12.	O'Leary..... 7	T20.	Garcia-parra..... 5	T20.	Youkilis..... 5
T5.	Rice..... 9	T12.	Piersall..... 7	T20.	Vaughn..... 5		

Batting Records

Miscellaneous Batting

Hitting for the Cycle

PLAYER	DATE/OPP.	PLAYER	DATE/OPP.	PLAYER	DATE/OPP.
Brock Holt...	10/8/2018 at NYY (ALDS G3)*	Fred Lynn.....	5/13/1980 vs. MIN	Leon Culberson.....	7/3/1943 at CLE
Mookie Betts.....	8/9/2018 at TOR	Bob Watson.....	9/15/1979 at BAL	Joe Cronin.....	8/2/1940 at DET
Brock Holt.....	6/16/2015 vs. ATL	Carl Yastrzemski.....	5/14/1965 vs. DET (10)	Julius Solters.....	8/19/1934 (G1) at DET
John Valentín.....	6/6/1996 vs. CWS	Lou Clinton.....	7/13/1962 at KCA (15)**	Roy Carlyle.....	7/21/1925 (G1) at CWS
Scott Cooper.....	4/12/1994 at KC	Bobby Doerr.....	5/13/1947 vs. CWS	Tris Speaker.....	6/9/1912 at STL
Mike Greenwell.....	9/14/1988 vs. BAL	Ted Williams.....	7/21/1946 (G2) vs. STL	Patsy Dougherty.....	7/29/1903 vs. NY
Rich Gedman.....	9/18/1985 vs. TOR	Bob Johnson.....	7/6/1944 vs. DET	Buck Freeman.....	6/21/1903 at CLE
Dwight Evans...6/28/1984 vs. SEA (11)		Bobby Doerr.....	5/17/1944 (G2) vs. STL		

*Marks the only cycle in MLB postseason history

**Hit for cycle in 9 innings

200-Hit Seasons

RANK/PLAYER	HITS, YEAR	RANK/PLAYER	HITS, YEAR	RANK/PLAYER	HITS, YEAR
1. Boggs.....	*240, 1985	10. Garciaparra.....	*209, 1997	19. Boggs.....	203, 1984
2. Speaker.....	222, 1912	11. Pesky.....	*208, 1946	20. Devers.....	201, 2019
3. Betts.....	214, 2016	12. Vaughn.....	207, 1996	Pedroia.....	201, 2016
Boggs.....	214, 1988	Boggs.....	207, 1986	Buckner.....	201, 1985
5. González.....	+213, 2011	Pesky.....	*207, 1947	Rice.....	201, 1979
Pedroia.....	+213, 2008	15. Rice.....	206, 1977	Vosmik.....	201, 1938
Rice.....	*213, 1978	16. Vaughn.....	205, 1988	25. Boggs.....	200, 1987
8. Ellsbury.....	212, 2011	Boggs.....	205, 1989	Rice.....	200, 1986
9. Boggs.....	210, 1983	Pesky.....	*205, 1942	Cramer.....	+200, 1940
	*led AL +tied for AL lead			Werber.....	200, 1934

20-Game Hitting Streaks

RANK/PLAYER	G	YEAR(S)	RANK/PLAYER	G	YEAR(S)	RANK/PLAYER	G	YEAR(S)
1. DiMaggio	34	1949	Boggs	25	1987	31. Garciaparra	21	2000-01
2. Garciaparra	30	1997	Metkovich	25	1944	Greenwell	21	1989
Speaker	30	1912	18. Garciaparra	24	1998	Rice	21	1980
4. Bradley Jr.	29	2016	19. Youkilis	23	2007	Doerr	21	1943
Damon	29	2005	Bressoud	23	1963-64	35. Walker	20	2003
6. Boggs	28	1985	T. Williams	23	1941	Boggs	20	1986
7. D. Ortiz	27	2012-13	Myer	23	1928	Easley	20	1984
Ramirez	27	2006	Burns	23	1922	Lynn	20	1979
DiMaggio	27	1951	Pratt	23	1922	Lynn	20	1975
10. Bogaerts	26	2016	25. Ellsbury	22	2009	Jolley	20	1932
Garciaparra	26	2003	Ramirez	22	2002-03	Boone	20	1925
Pesky	26	1947	Jefferson	22	1997	Ruth	20	1919
Freeman	26	1902	Doyle	22	1975	Speaker	20	1912
14. Pedroia	25	2011	DiMaggio	22	1942	Speaker	20	1912
V. Martinez	25	2009	Speaker	22	1913			

20-Homer, 20-Steal Seasons

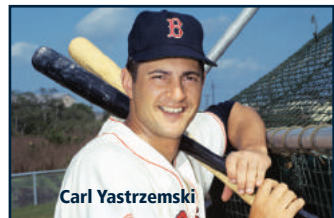
YEAR	PLAYER	POS.	HR	SB	YEAR	PLAYER	POS.	HR	SB
2018	Mookie Betts	RF	32	30	1997	Nomar Garciaparra	SS	30	22
2017	Andrew Benintendi	LF	20	20	1995	John Valentín	SS	27	20
2017	Mookie Betts	RF	24	26	1987	Ellis Burks	CF	20	27
2016	Mookie Betts	RF	31	26	1970	Carl Yastrzemski	1B	40	23
2011	Jacoby Ellsbury	CF	32	39	1959	Jackie Jensen	RF	28	20
2011	Dustin Pedroia	2B	21	26	1954	Jackie Jensen	RF	25	22

NOTE: Jacoby Ellsbury (2011) and Mookie Betts (2018) are the only Red Sox players to reach 30 homers and 30 steals in a season.

Triple Crown Winners

PLAYER	SEASON	HR	RBI	AVG
Ted Williams	1942	36	137	.356
Ted Williams	1947	32	114	.343
Carl Yastrzemski	1967	44	121	.326

NOTES: Ted Williams is the only player to win the AL Triple Crown multiple times. After Carl Yastrzemski in 1967, it would be another 45 years before a player won the Triple Crown (Miguel Cabrera in 2012).



Carl Yastrzemski

Miscellaneous Batting, Continued

Red Sox with 30 or More Steals in a Season

Rank/Player	SB	Year	Rank/Player	SB	Year	Rank/Player	SB	Year
1. Ellsbury.....	*70	2009	11. Ellsbury.....	39	2011	21. Betts.....	30	2018
2. Harper	*54	1973	12. Hooper	38	1911	Damon	30	2003
3. Ellsbury.....	*52	2008	13. H. Lord	36	1909	Remy.....	30	1978
Speaker	52	1912	14. Speaker	35	1910	Myer.....	*30	1928
5. Ellsbury.....	*50	2008	Speaker	35	1909			
6. Speaker	46	1913	Dougherty	35	1903			
7. O. Nixon	42	1994	17. Lugo	33	2007			
Speaker	42	1914	Dowd.....	33	1901			
9. Werber	*40	1934	19. Damon	31	2002			
Hooper	40	1910	McConnell.....	31	1908			

*Led the AL

Career Pinch-Hit Leaders

Rank/Player	H	Rank/Player	H	Rank/Player	H	Rank/Player	H
1. D. Jones	55	5. Cronin	29	9. G. Stephens	24	13. Geiger	22
2. R. Miller	49	Henricksen	29	10. Finney	23	14. L. Green	21
3. R. Nixon	42	Varitek	29	Gedman	23	15. Spence	20
4. T. Williams	33	8. Rothrock	27	P. Green	23	Tartabull	20

Pitchers Batting Since DH Rule (Non-Interleague Games)

DATE/OPP.	PITCHER	RESULT	DATE/OPP.	PITCHER	RESULT
8/12/2012 at CLE	Clayton Mortensen	SO (swing)	8/13/1985 vs. KC	Tim Lollar-PH	Line out (L-5)
7/31/2000 at SEA	Hipolito Pichardo	SO (called)	7/29/1980 at KC	Dick Drago	Ground out (6-3)
6/28/2000 vs. BAL	Tim Wakefield-PH	Sac. bunt	7/25/1979 vs. OAK	Joel Finch	Fly out (F-9)
6/28/2000 vs. BAL	Pete Schourek-PH	Single CF	7/5/1976 vs. CHW	Luis Tiant	SO (swinging)
5/13/2000 at BAL	Derek Lowe	SO (called)	6/17/1976 at OAK	Dick Pole	Ground out (1-3)
4/22/1998 at DET	Tim Wakefield-PH	Sac. bunt	5/21/1976 at NYY	Jim Willoughby	Fly out (F-8)
5/23/1996 vs. SEA	Roger Clemens	Single CF	7/12/1975 vs. TEX	Luis Tiant	Fly out (F-9)
8/12/1986 at KC (G2)	Tim Lollar-PH	Single CF			

Red Sox Consecutive Innings Played Streaks

INNINGS	PLAYER	FROM	THROUGH
3,873	Candy LaChance	5/23/1902 (1st inn.)	— 4/28/1905 (9th inn.)
2,935	Buck Freeman	7/29/1901 (1st inn.)	— 9/9/1903-G1 (3rd inn.)
2,726	Frank Malzone	6/12/1958 (1st inn.)	— 6/7/1960 (9th inn.)

NOTE: Thanks to Trent McCotter of SABR for this research.

Red Sox Consecutive Games Played Streaks

GAMES	PLAYER	FROM	THROUGH
832	Everett Scott*	6/20/1916	— 10/2/1921
535	Buck Freeman	7/27/1901	— 6/6/1905
475	Frank Malzone	5/21/1957	— 6/7/1960
448	Candy LaChance	4/19/1902	— 4/28/1905
413	Freddy Parent	4/26/1901	— 9/25/1903
408	Freddy Parent	5/23/1904	— 9/4/1906
380	Dwight Evans	10/4/1980	— 8/6/1983
360	Vern Stephens	4/19/1948	— 8/28/1950
352	Bobby Doerr	7/19/1942	— 8/22/1944
350	Carl Yastrzemski	7/27/1968	— 8/21/1970

*Overall Scott played in 1,307 consecutive games, including 4/12/22-5/5/25 with the Yankees.

Home Run Records

Most Home Runs in a Game (Team)

HR	DATE	OPP.	PLAYERS	SCORE
8	9/4/2013	vs. DET	Napoli, Lavarnway, Nava, Middlebrooks, Ortiz (2), Ellsbury, Drew	20-4
8	7/4/1977	vs. TOR	Lynn (2), Scott (2), Carbo, Hobson, Rice, Yastrzemski	9-6
7	7/4/2003	at NYY	Mueller (2), Ortiz (2), Varitek (2), Ramirez	10-3
7	7/23/2002 (G1)	vs. TB	Garciparra (3), Ramirez (2), Damon, Nixon	22-4
7	7/24/1999	at DET	Nixon (3), Garciparra (2), Daubach, O'Leary	11-4
7	6/8/1950	vs. STL	Doerr (3), Dropp (2), Williams (2)	29-4

NOTE: Boston has hit 6 homers in a game 27 times, last on 7/14/23 at CHC

Most Home Runs in an Inning

HR	DATE	OPP.	INN.	PLAYERS
4	5/20/2009	vs. TOR	5	Varitek, Ortiz, Bay, Lowell
4	4/22/2007	vs. NYY	3	Ramirez, Drew, Lowell, Varitek*
4	7/23/2002 (G1)	vs. TB	3	Damon, Garciparra, Ramirez, Garciparra
4	7/3/2000	at MIN	4	Everett, O'Leary, Varitek, Burkhardt
4	7/18/1998	at DET	4	Sadler, Lewis, Garciparra, Vaughn
4	5/31/1980	vs. MIL	4	Stapleton, Perez, Fisk, Hobson
4	7/4/1977	vs. TOR	8	Lynn, Rice, Yastrzemski, Scott
4	6/17/1977	vs. NYY	1	Burleson, Lynn, Fisk, Scott
4	8/26/1957	at KCA	7	Zauchin, Lepcio, Piersall, Malzone
4	5/22/1957	vs. CLE	6	Mauch, Williams, Gemert, Malzone
4	9/24/1940 (G1)	at PHA	6	Williams, Foxx, Cronin, Tabor

*Tied a ML record with 4 consecutive home runs in an inning

Single-Season Multi-Homer Game Leaders

Rank/Player	G	Year	Rank/Player	G	Year	Rank/Player	G	Year
1. Foxx.....	10	1938	5. Ortiz	6	2014	Armas.....	6	1983
2. Ortiz	9	2005	Ortiz	6	2006	Rice	6	1983
3. Ramirez	7	2002	Ortiz	6	2003			
Rice	7	1977	Vaughn.....	6	1996			

Career Multi-Homer Game Leaders

Rank/Player	G	Rank/Player	G	Rank/Player	G	Rank/Player	G
1. D. Ortiz	49	7. D. Evans.....	22	13. V. Stephens.....	13	Fisk	11
2. T. Williams	37	Vaughn.....	22	14. Lynn.....	12	Valentin.....	11
3. Rice	35	9. Garciparra.....	17	Malzone	12	Varitek.....	11
4. M. Ramirez	28	10. Betts.....	16	G. Scott.....	12	22. Armas.....	10
5. Yastrzemski	27	Devers	16	R. Smith.....	12		
6. Foxx.....	23	12. Doerr.....	14	18. J.D. Martinez.....	11		

Red Sox to Hit 3 Home Runs in a Single Game

NOTE: No Red Sox player has ever hit as many as 4 HR in a game. There have been 35 3-HR games, accomplished by 26 different players

PLAYER	GAME	PLAYER	GAME	PLAYER	GAME
Trevor Story.....	5/19/2022 vs. SEA	Bill Mueller.....	7/29/2003 at TEX	Carl Yastrzemski.....	5/19/1976 at DET
J.D. Martinez	4/11/2021 at BAL	^Nomar Garciparra...7/23/2002 vs. TB	Jason Varitek.....	*Fred Lynn.....	6/18/1975 at DET
^Mookie Betts.....	7/26/2019 vs. NYY	*Trot Nixon.....	5/20/2001 at KC	*Joe Lahoud.....	6/11/1969 at MIN
Steve Pearce.....	8/2/2018 vs. ARI	^Ken Harrelson.....	7/24/1999 at DET	^Ken Harrelson.....	6/14/1968 at CLE
^Mookie Betts.....	5/2/2018 vs. KC	Nomar Garciparra...5/10/1999 vs. SEA	Mo Vaughn	Ted Williams	6/13/1957 at CLE
Mookie Betts.....	4/17/2018 at LAA	Mo Vaughn	5/30/1997 vs. NYY	Ted Williams	5/8/1957 at CWS
Mookie Betts.....	8/14/2016 vs. ARI	^Mo Vaughn	9/24/1996 vs. BAL	*Norm Zauchin	5/27/1955 vs. WAS
Hanley Ramirez.....	7/20/2016 vs. SF	John Valentin	6/2/1995 vs. SEA	Clyde Vollmer.....	7/26/1951 vs. CWS
Mookie Betts.....	5/31/2016 at BAL	Jack Clark.....	7/31/1991 vs. OAK	Bobby Doerr.....	6/8/1950 vs. STL
Will Middlebrooks.....	4/7/2013 at TOR	^Tom Brunansky.....	9/29/1990 vs. TOR	Ted Williams	7/14/1946 vs. CLE-G1
Dustin Pedroia.....	6/24/2010 at COL	Jim Rice.....	8/29/1983 at TOR-G2	Jim Tabor*.....	7/4/1939 at PHA-G2
^Kevin Millar.....	7/23/2004 vs. NYY	Jim Rice.....	8/29/1977 vs. OAK		

* Rookie ^ HR in 3 straight PA

Opponents to Hit 3 Home Runs vs. the Red Sox in a Single Game

NOTE: No player has ever hit as many as 4 HR in a game vs. BOS. There have been 27 3-HR games, accomplished by 25 different players

PLAYER	GAME	PLAYER	GAME	PLAYER	GAME
José Ramírez.....	6/8/2023 at CLE	Frank Thomas.....	9/15/1996 vs. CWS	Harmon Killebrew	9/21/1963 vs. MIN-G1
Adam Duval.....	9/2/2020 vs. ATL	Mark McGwire.....	6/11/1995 vs. OAK	Don Leppert	4/11/1963 at WAS
Marcell Ozuna.....	9/1/2013 vs. ATL	Tim Lincecum.....	4/18/1994 vs. CWS	Bob Cerv	8/20/1959 at KCA
Aaron Hicks.....	7/1/2018 at NYY	Joe Carter.....	5/28/1987 vs. CLE	Bobby Avila.....	6/20/1951 vs. CLE
Mark Teixeira.....	5/8/2010 vs. NYY	Joe Carter.....	8/29/1986 vs. CLE	Sam Chapman.....	8/15/1946 at PHA
Adam Lind.....	9/29/2009 vs. TOR	Ben Oglivie.....	5/14/1983 at MIL	Mike Higgins.....	5/20/1940 at DET
Frank Thomas.....	9/17/2007 at TOR	Freddie Patek	6/20/1980 vs. CAL	Ken Keltner.....	5/25/1939 vs. CLE
Vernon Wells.....	5/30/2006 at TOR	Bill Freehan.....	8/9/1971 vs. DET	Pinky Higgins	6/27/1935 at PHA
Roberto Alomar.....	4/26/1997 at BAL	Boog Powell.....	8/15/1966 vs. BAL	Lou Gehrig	6/23/1927 vs. NYY

Home Run Records, Continued

Career Pinch-Hit Home Run Leaders

Rank/Player	HR	Rank/Player	HR	Rank/Player	HR
1. T. Williams	7	Hatteberg	3	B. Stanley.....	3
2. Gomes	6	Holt	3	Varitek	3
3. Cronin.....	4	C. Maxwell	3	Vollmer	3
Wilber.....	4	Ortiz.....	3	16. 24 players.....	2
5. Carbo.....	3	Millar.....	3		
Gedman.....	3	Spence.....	3		

Single-Season Pinch-Hit Home Run Leaders

Rank/Player	HR	Year	Rank/Player	HR	Year	Rank/Player	HR	Year
1. Cronin.....	5	1943	Gomes	2	2014	Peters	2	1971
2. Gomes	4	2013	Carp.....	2	2013	Ch. Schilling.....	2	1965
Wilber.....	4	1953	Hatteberg.....	2	2000	Tillman.....	2	1962
4. Carbo.....	3	1977	Cummings	2	1998	Repulski.....	2	1960
T. Williams	3	1957	B. Stanley.....	2	1997	T. Williams	2	1953
C. Maxwell	3	1951	Gedman.....	2	1984	Vollmer	2	1950
Vázquez.....	3	2019	T. Perez	2	1982	Spence	2	1940
8. Holt	2	2018	Kosco.....	2	1972	Reynolds.....	2	1934

Pinch-Hit Grand Slams

PLAYER	DATE	OPP.	PITCHER	INN.	SCORE
Christian Arroyo	6/16/2021	at ATL	A.J. Minter	7	10-8
Mike Carp	9/11/2013	at TB	Roberto Hernandez	10	7-3
Kevin Millar	6/7/2003	at MIL	Jayson Durocher	7	11-10
Shea Hillenbrand	5/4/2002	at TB	Victor Zambrano	9	7-5
Rich Gedman	8/10/1986	at DET	Willie Hernandez	8	8-6
Vic Wertz	8/25/1960	vs. CLE	Don Newcombe	4	10-6
Rip Repulski	5/10/1960	vs. CWS	Don Ferrarese	8	9-7
Vic Wertz	8/14/1959	at NYY	Ryne Duren	8	11-6
Charlie Maxwell	8/2/1951 (G2)	vs. STL	Satchel Paige	7	11-6
Clyde Vollmer	8/27/1950	vs. CLE	Al Benton	7	11-9

Career Grand Slam Leaders

Rank/Player	GS	Rank/Player	GS	Rank/Player	GS
1. T. Williams	17	7. Bogaerts	7	15. T. Conigliaro	5
2. Ortiz	10	Foxx	7	DiMaggio.....	5
3. Petrocelli.....	9	Jensen	7	Devers	5
4. Doerr	8	Ramirez	7	Evans.....	5
Nixon.....	8	Vaughn.....	7	Foy.....	5
Rice.....	8	Yastrzemski	7	Garciparra.....	5
		13. Burks	6	V. Stephens.....	5
		Tabor	6	Wertz.....	5

NOTE: The Red Sox have hit a total of 412 grand slams, including 234 at Fenway Park and 3 at the Huntington Avenue Grounds.

Single-Season Grand Slam Leaders

Rank/Player	GS	Year	Rank/Player	GS	Year	Rank/Player	GS	Year
1. Ruth.....	4	1919	Petrocelli.....	3	1972	Foxx.....	3	1940
2. Bogaerts.....	3	2018	Yastrzemski	3	1969	Foxx.....	3	1938
Napoli.....	3	2013	Stuart.....	3	1964	13. 53 players.....	2	
Ramirez.....	3	2005	Wertz.....	3	1960			
Vaughn.....	3	1995	T. Williams	3	1955			

Red Sox Hitting 2 Grand Slams in a Game (Team)

NOTE: The Red Sox have never hit 3 grand slams in a game. They own the Major League record for most multi-slam games with 10.

GAME	PLAYERS	GAME	PLAYERS	GAME	PLAYERS
5/22/2008 vs. KC.....	Drew, Lowell	6/10/1987 at BAL.....	Burks, Barrett	7/4/1939 at PHA-G2.....	Tabor (2)
7/29/2003 at TEX	Mueller (2)	8/7/1984 vs. DET-G1.....	Armas, Buckner	5/13/1934 vs. CWS.....	Walters, Morgan
5/10/1999 vs. SEA	Garciparra (2)	5/10/1960 vs. CWS.....	Wertz, Repulski		
5/2/1995 at NYY	Valentin, Vaughn	7/27/1946 at STL.....	York (2)		

NOTE: Rafael Devers and J.D. Martinez became the 1st teammates ever to each hit a grand slam in a Postseason game (2021 ALCS Game 2 at HOU, Oct. 10).

Pitchers With Grand Slams

PITCHER	DATE	OPP.	SCORE	DECISION
Ellis Kinder	8/6/1950	at CWS	9-2 (G1)	Won
Wes Ferrell	8/12/1936	vs. PHA	6-4 (G1)	Won
Lefty Grove	7/27/1935	at PHA	6-7 (G1)	Lost
Babe Ruth	5/20/1919	at STL	6-4	Won

Home Run Records, Continued

Career Extra-Inning Home Run Leaders

Rank/Player	HR	Rank/Player	HR	Rank/Player	HR
1. T. Williams	13	6. D. Evans	7	V. Stephens	5
2. D. Ortiz	11	7. Foxx	6		
3. Jensen	8	8. Betts	5		
Rice	8	Doerr	5		
Yastrzemski	8	Gernert	5		

Single-Season Extra-Inning Home Run Leaders

Rank/Player	HR	Year	Rank/Player	HR	Year	Rank/Player	HR	Year
1. Betts	3	2019	Armas	2	1984	Jensen	2	1959
Ortiz	3	2014	Yastrzemski	2	1975	Gernert	2	1958
Ortiz	3	2003	Montgomery	2	1973	T. Williams	2	1958
T. Williams	3	1946	Petrocelli	2	1969	Gernert	2	1952
5. Napoli	2	2014	Foy	2	1966	Vollmer	2	1951
Youkilis	2	2008	Horton	2	1965	T. Williams	2	1951
Ortiz	2	2005	Stuart	2	1963	Stephens	2	1949
Evans	2	1990	Tillman	2	1962	Tabor	2	1943
Evans	2	1985	Jensen	2	1961	Foxx	2	1941
Greenwell	2	1985	Buddin	2	1959	Foxx	2	1940

NOTE: The Red Sox club record for most extra-inning home runs in a season is 9 in 2019 (tied for ML record). They hit 8 in 1951 and 1959.

Game-Ending Grand Slams

PLAYER	DATE	OPP.	PITCHER	INN.	SCORE
Pablo Reyes	8/7/2023	vs. KC	Carlos Hernández	9	6-2
Franchy Cordero	5/22/2022	vs. SEA	Andres Munoz	10	8-4
Travis Shaw	8/23/2021	vs. TEX	Dennis Santana	11	8-4
Xander Bogaerts	7/14/2018	vs. TOR	Chris Rowley	10	6-2
Rico Brogna	8/14/2000	vs. TB	Billy Taylor	9	7-3
Nomar Garciaparra	9/2/1998	vs. SEA	Bobby Ayala	9	7-3
Mo Vaughn	4/10/1998	vs. SEA	Paul Spoljaric	9	9-7
Bob Zupcic	6/30/1992	vs. DET	Mike Henneman	9	8-5
Jim Rice	7/4/1984	vs. OAK	Gorman Heimueller	10	13-9
Ken Harrelson	6/13/1968 (G2)	vs. CAL	Andy Messersmith	9	5-1
George Smith	7/10/1966 (G2)	vs. CWS	Juan Pizarro	10	10-6
Dick Stuart	4/28/1964	vs. BAL	Dick Hall	11	6-4
Carroll Hardy	4/11/1962	vs. CLE	Ron Taylor	12	4-0
Don Buddin	7/11/1959	vs. NYY	Bob Turley	10	8-4
Mickey Owen	7/19/1954 (G1)	vs. BAL	Mike Blyzka	9	9-7
Sammy White	6/11/1952	vs. STL	Satchel Paige	9	11-9
Don Lenhardt	6/2/1952	vs. CWS	Ken Holcombe	10	6-2
Clyde Vollmer	7/28/1951	vs. CLE	Bob Feller	16	8-4
Vern Stephens	8/24/1950	vs. STL	Ned Garver	9	6-2
Vern Stephens	8/13/1949	vs. WAS	Joe Haynes	12	5-1
Jake Jones	6/15/1947 (G2)	vs. CWS	Orval Grove	9	8-4
Leon Culberson	5/7/1946	vs. STL	Tex Shirley	14	10-6
Jimmie Foxx	8/23/1938 (G2)	vs. CLE	Willis Hudlin	9	14-12

Additional Extra-Inning Grand Slams

PLAYER	DATE	OPP.	PITCHER	INN.	SCORE
Mike Carp	9/11/2013	at TB	Roberto Hernandez	10	7-3
Dwight Evans	5/19/1989	at OAK	Dennis Eckersley	10	7-4
Bob Montgomery	7/8/1973	at CWS	Steve Kealey	10	11-2

Career Game-Ending Home Run Leaders

Rank/Player	HR	Rank/Player	HR	Rank/Player	HR
1. D. Ortiz	10	3. Doerr	6	5. Rice	5
2. Foxx	8	Jensen	6	V. Stephens	5

Single-Season Game-Ending Home Run Leaders

Rank/Player	HR	Year	Rank/Player	HR	Year	Rank/Player	HR	Year
1. Foxx	4	1940	Ortiz	2	2005	Foxx	2	1938
2. Ortiz	3	2006	Garciaparra	2	1998	W. Ferrell	2	1935
3. Gomes	2	2013	V. Stephens	2	1948	S. White	2	1952

NOTE: The Red Sox club record for most game-ending home runs in a season is 6 in 1959.

Home Run Records, Continued

Single-Season Leadoff Home Run Leaders

Rank/Player	HR	Year	Rank/Player	HR	Year
1. Garciparra.....	7	1997	4. Betts.....	5	2018
2. Betts.....	6	2016	Evans.....	5	1985
K. Hernández.....	6	2021	Verdugo.....	5	2023

NOTE: The Red Sox club record for most leadoff home runs in a season is 8 in 1997.

Career Leadoff Home Run Leaders

Rank/Player	HR	Rank/Player	HR	Rank/Player	HR
1. Betts.....	20	5. K. Hernández.....	8	10. Burks.....	6
2. Ellsbury.....	10	M. Andrews.....	8	Damon.....	6
3. DiMaggio.....	9	7. D. Evans.....	7	Burleson.....	5
T. Harper.....	9	Garciparra.....	7	Verdugo.....	5
		Hooper.....	7		

Red Sox Home Runs from Both Sides of the Plate

PLAYER	GAME	PLAYER	GAME	PLAYER	GAME
Victor Martinez	5/17/2010 at NYY	Carl Everett	8/29/2000 at TB	Reggie Smith	7/2/1972 vs. MIL-G1
Jason Varitek	8/16/2005 at DET	Carl Everett	4/11/2000 vs. MIN	Reggie Smith	8/11/1968 at DET-G2
Bill Mueller	7/29/2003 at TEX	Luis Alcega	7/28/1995 at TEX	Reggie Smith	8/20/1967 vs. CAL-G1
Bill Mueller	7/4/2003 at NYY	Reggie Smith	4/16/1973 vs. DET		

Home Runs in First Red Sox Plate Appearance

PLAYER	DATE	OPP.	PITCHER	INN.	ON BASE	SCORE
Daniel Nava*	6/12/2010	vs. PHI	Joe Blanton	2	3	10-2
Darnell McDonald (PH)	4/20/2010	vs. TEX	Darren Oliver	8	1	4-6
Orlando Cabrera	8/1/2004	at MIN	Johan Santana	1	0	3-4
Curtis Pride (PH)	9/19/1997	vs. CWS	Keith Foulke	9	0	4-5
Rob Deer	8/22/1993	vs. CLE	Derek Lilliquist	2	0	2-3
John Kennedy (PH)**	7/5/1970	vs. CLE	Rick Austin	5	0	8-4
Ken Harrelson	8/29/1967 (G2)	at NYY	Bill Monbouquette	2	0	3-4 (20)
Rip Repulski	5/10/1960	vs. CWS	Don Ferrarese	8	3	9-7
Vern Stephens	4/19/1948 (G1)	vs. PHA	Phil Marchildon	2	0	4-5 (11)
Eddie Pellagrini*	4/22/1946	vs. WAS	Sid Hudson	7	0	5-4
Lefty LeFebvre*	6/10/1938	vs. CWS	Mike Kreevich	8	1	2-15

* First ML plate appearance ** Inside-the-park

NOTE: Bob Tillman hit a solo homer in his 1st career AB (BB in 1st 2 PA) off Ted Bowsfield in the 4th inning on 5/19/1962 vs. the Angels.

Rookie Home Run Leaders

Rank/Player	HR	Year	Rank/Player	HR	Year	Rank/Player	HR	Year
1. Dropo.....	34	1950	6. Dalbec.....	25	2021	11. Daubach.....	21	1999
2. T. Williams.....	31	1939	7. Casas.....	24	2023	Lynn.....	21	1975
3. Garciparra.....	30	1997	T. Conigliaro.....	24	1964	13. Burks.....	20	1987
4. G. Scott.....	27	1966	9. Rice.....	22	1975	Benintendi.....	20	2017
Zaichin.....	27	1955	Fisk.....	22	1972			

Red Sox Monthly Home Run Records

MONTH	HR	PLAYERS (YEARS)
April	10	Rafael Devers (2023), Hanley Ramirez (2015), David Ortiz (2006)
May	13	Jim Rice (1978), J.D. Martinez (2018)
June	14	Jackie Jensen (1958)
July	14	David Ortiz (2006)
August	13	Dwight Evans (1987), Jimmie Foxx (1940)
September	11	David Ortiz (2005)
Sept.-Oct.	12	Manny Ramirez (2005, 9 in Sept., 3 in Oct.), Jimmie Foxx (1938, 10 in Sept., 2 in Oct.)

Most Home Runs by Position

POSITION	SINGLE SEASON	CAREER
Pitcher	6 - W. Ferrell (1935), E. Wilson (1965), S. Siebert (1971)	17 - Earl Wilson
Catcher	26 - Carlton Fisk (1973, 1977)	193 - Jason Varitek
First Base	50 - Jimmie Foxx (1938)	217 - Mo Vaughn
Second Base	27 - Bobby Doerr (1948, 1950)	223 - Bobby Doerr
Third Base	38 - Rafael Devers (2021)	172 - Rafael Devers
Shortstop	40 - Rico Petrocelli (1969)	177 - Nomar Garciparra
Left Field	45 - Manny Ramirez (2005)	477 - Ted Williams
Center Field	38 - F. Lynn (1979), T. Armas (1984)	123 - Fred Lynn
Right Field	36 - Tony Conigliaro (1970)	319 - Dwight Evans
Designated Hitter	47 - David Ortiz (2006)	443 - David Ortiz

Batting
Records

Home Run Records, Continued

Single-Season Inside-The-Park Home Run Leaders

Rank/Player	HR	Year	Rank/Player	HR	Year	Rank/Player	HR	Year
1. H. Ferris	9	1903	Freeman	6	1901	H. Ferris	5	1902
2. Speaker	8	1912	C. Stahl	6	1901	Freeman	5	1902
3. Freeman	7	1903	7. Parent	5	1904	11. 13 players	4	
4. Speaker	6	1909	J. Collins	5	1902			

Career Inside-The-Park Home Run Leaders

Rank/Player	HR	Rank/Player	HR	Rank/Player	HR
1. Speaker	25	6. L. Gardner	14	He. Wagner	8
2. H. Ferris	24	Parent	14	12. Criger	6
3. J. Collins	21	8. Hooper	11	13. C. Young	5
Freeman	21	Du. Lewis	11	14. 5 players	4
5. C. Stahl	16	10. J. Stahl	8		

Inside-The-Park Grand Slams

PLAYER	DATE	OPP.	PITCHER	INN.	SCORE
Mike Greenwell	9/1/1990	vs. NYY	Greg Cadaret	5	15-1
Gary Geiger	8/8/1961	vs. MIN	Camillo Pascual	3	5-6
Don Lenhardt	4/19/1952 (G1)	vs. PHA	Dick Fowler	4	11-2
Jim Tabor	7/4/1939 (G2)	at PHA	Lynn Nelson	6	18-12
Shano Collins	8/18/1921 (G1)	at DET	Red Oldham	1	6-5 (11)
Duffy Lewis	10/3/1912	at PHA	Boardwalk Brown	5	17-5
Duffy Lewis	5/13/1911	at DET	Ed Willett	9	13-11
Freddy Parent	7/8/1904	at NYY	Jack Powell	2	12-3
Hobe Ferris	6/5/1903	vs. CWS	Roy Patterson	5	10-8
Jimmy Collins	7/25/1902	vs. STL	Jack Harper	4	6-3

Inside-The-Park and Conventional Home Runs in Same Game

PLAYER	DATE	INN. INSIDE	INN. CONV.	OPP.
Pokey Reese	5/8/2004	5	6	vs. KC
Tony Armas	9/24/1983	8	1	at DET
Carl Yastrzemski	4/10/1968	9	7	at DET
Dick Stuart	8/19/1963	2	9	vs. CLE
Jim Tabor	7/4/1939 (G2)	6	3	vs. PHA
Bill Regan	6/16/1928	4	4	vs. CWS
Buck Freeman	7/17/1901	9	6	vs. CLE

Most Recent Inside-The-Park Home Runs by Red Sox

PLAYER	DATE	OPP.	PITCHER	INN.	ON BASE
Eduardo Núñez	3/29/2018	at TB	Chris Archer	2	1
Blake Swihart	8/28/2015	at NYM	Carlos Torres	10	0
Jacoby Ellsbury	9/19/2011 (G2)	vs. BAL	Jeremy Accardo	7	0
Kevin Youkilis	5/28/2007	vs. CLE	Roberto Hernandez	7	0
Trot Nixon	7/15/2005	vs. NYY	Darrell May	2	2
Pokey Reese	5/8/2004	vs. KC	Jimmy Gobble	5	0
Kevin Millar	8/26/2003	vs. TOR	Aquilino Lopez	9	0
Darren Lewis	7/28/1998	at OAK	T. J. Mathews	6	2
Nomar Garciaparra	7/26/1998	vs. TOR	Pat Hentgen	7	2
Luis Rivera	6/21/1991	vs. OAK	Mike Moore	6	0

NOTE: [Rafael Devers](#) hit the most recent inside-the-park home run by a Red Sox player in the postseason (2017 ALDS Game 4 vs. HOU, Oct. 9).

Most Recent Inside-The-Park Home Runs by Opponents

PLAYER	DATE	OPP.	PITCHER	INN.	ON BASE
Raimel Tapia	7/22/2022	vs. TOR	Austin Davis	3	3
Austin Meadows	9/6/2021	vs. TB	Garrett Whitlock	9	0
Denard Span	4/28/2018	vs. TB	David Price	2	1
Kevin Kiermaier	5/31/2014	vs. TB	Alex Wilson	8	0
Robert Andino	9/26/2011	at BAL	Josh Beckett	6	2
Adrián Beltré	7/23/2006	at SEA	Mike Timlin	8	0
David Newhan	7/21/2004	vs. BAL	Pedro Martinez	7	1
Carlos Beltrán	4/29/2003	vs. KC	Tim Wakefield	3	0
Junior Spivey	6/9/2002	vs. ARI	Chris Haney	7	0
Roberto Alomar	6/18/1993	at TOR	Tony Fossas	8	0
Gene Larkin	5/26/1990	at MIN	Mike Boddicker	6	0
Junior Felix	6/2/1989	vs. TOR	Bob Stanley	9	3
Don Baylor	6/4/1984	at NYY	Bob Ojeda	1	1

Home Run Records, Continued

Major League Ballparks with the Most Regular Season Home Runs

RANK	BALLPARK	TEAM	HR	YEARS
1.	Wrigley Field	Cubs	14,205	1914-present
2.	Fenway Park	Red Sox	13,409	1912-present
3.	Yankee Stadium	Yankees	11,270	1923-2008

NOTE: The Red Sox have hit 7,000 home runs in Fenway Park. Kevin Millar hit No. 10,000 in Fenway Park history on 8/9/2003 vs. Baltimore.

Red Sox with 100+ Home Runs at Fenway Park

Rank/Player	HR	Rank/Player	HR
1. Ted Williams.....	248	6. Bobby Doerr.....	145
2. Carl Yastrzemski.....	237	7. Manny Ramirez.....	136
3. David Ortiz.....	221	8. Rico Petrocelli.....	134
4. Jim Rice.....	208	9. Jimmie Foxx.....	126
5. Dwight Evans.....	199	10. Mo Vaughn.....	118

Most Home Runs at Home in a Single Season

Rank/Player	HR	Year	Rank/Player	HR	Year	Rank/Player	HR	Year
1. Foxx.....	35	1938	4. Vaughn.....	27	1996	8. J.D. Martinez.....	26	2018
2. Lynn.....	28	1979	Rice.....	27	1979	9. Stuart.....	25	1963
Rice.....	28	1978	Rice.....	27	1977			
			Yastrzemski.....	27	1967			

Most Home Runs on The Road in a Single Season

Rank/Player	HR	Year	Rank/Player	HR	Year	Rank/Player	HR	Year
1. Ortiz.....	32	2006	2. Ortiz.....	27	2005	3. T. Williams.....	26	1957

NOTE: Tony Armas (1984), Jimmie Foxx (1936), David Ortiz (2005-06), Manny Ramirez (2001, 2004-05) and Ted Williams (1949) are the only Red Sox ever with at least 20 homers in a season at home and on the road. Ortiz tied Babe Ruth's (1927) AL record with 32 road home runs in 2006.

Longest Known Home Runs at Fenway Park

On June 9, 1946, Ted Williams hit a 502-foot home run to right off Detroit RHP Fred Hutchinson, the longest home run ever measured at Fenway Park (see "The Red Seat" on page 293 for more information).

In the Statcast Era (2015-present), the two longest estimated home runs were hit by Minnesota's Miguel Sanó on August 25, 2021 (495 feet) and Boston's Hanley Ramirez on April 29, 2017 (469 feet).

On June 19, 1977, Carl Yastrzemski hit the longest known home run to the right of the bleachers, an 8th-inning bomb off Yankees RHP Dick Tidrow. It reached approximately 460 feet before striking the facing of the right-field roof about 20 feet to the right of where the retired No. 42 now appears. It is the only ball to reach the right-field roof façade.

On September 21, 1956, Mickey Mantle of the Yankees, batting left-handed, hit the longest known homer to straight-away center field off RHP Frank Sullivan. It carried approximately 480 feet before it struck one foot below the top of the brick barrier located behind Section 36.

Six home runs were hit over the old center field wall to the right of the flag pole. The elevation over the old brick wall was installed prior to the 1976 season and was removed prior to the 2003 season. Those six home runs were hit by Hank Greenberg (5/22/37 at BOS), Jimmie Foxx (8/12/37 vs. NYY-G1), Bill Skowron (4/20/57 at BOS), Carl Yastrzemski (5/16/70 vs. CLE), Bobby Mitchell (9/29/73 at BOS), and Jim Rice (7/18/75 vs. KC).

Top Pairs of Major League Teammates Homering in Same Game

NO.	PLAYERS	G	NO.	PLAYERS	G
1.	Hank Aaron/Eddie Mathews.....	75	10.	Yogi Berra/Mickey Mantle.....	55
2.	Lou Gehrig/Babe Ruth.....	73	11.	Jay Buhner/Ken Griffey Jr.....	53
3.	Willie Mays/Willie McCovey.....	68	12.	Jim Edmonds/Albert Pujols.....	52
4.	Gil Hodges/Duke Snider.....	67	13.	Ryan Howard/Chase Utley.....	51
5.	Ron Santo/Billy Williams.....	64	14.	Orlando Cepeda/Willie Mays.....	50
6.	Bob Allison/Harmon Killebrew.....	61	15.	David Ortiz/Manny Ramirez.....	48
7.	Andruw Jones/Chipper Jones.....	59		Manny Ramirez/Jim Thome.....	48
8.	Dwight Evans/Jim Rice.....	56		Albert Pujols/Mike Trout.....	48
	Joe Adcock/Eddie Mathews.....	56			

Top Pairs of Red Sox Teammates Homering in Same Game

NO.	PLAYERS	G	NO.	PLAYERS	G
1.	Dwight Evans/Jim Rice.....	56	10.	J.D. Martinez/Xander Bogaerts.....	26
2.	David Ortiz/Manny Ramirez.....	48		Reggie Smith/Carl Yastrzemski.....	26
3.	Bobby Doerr/Ted Williams.....	38		David Ortiz/Dustin Pedroia.....	26
4.	Tony Conigliaro/Carl Yastrzemski.....	29	13.	David Ortiz/Kevin Youkilis.....	25
5.	Trot Nixon/Manny Ramirez.....	28		Manny Ramirez/Jason Varitek.....	25
	Rico Petrocelli/Carl Yastrzemski.....	28		John Valentin/Mo Vaughn.....	25
7.	David Ortiz/Jason Varitek.....	27		Jackie Jensen/Ted Williams.....	25
	Jim Rice/Carl Yastrzemski.....	27	17.	Carlton Fisk/Jim Rice.....	24
	George Scott/Carl Yastrzemski.....	27		Jimmie Foxx/Ted Williams.....	24
				Joe Cronin/Jimmie Foxx.....	24

Miscellaneous Home Run Records

+ML record (since 1900) ++tied for ML record *AL record **tied for AL record

Individual

MOST, Consecutive At-Bats	4++	Ted Williams, 9/17-22, 1957
MOST, Consecutive Innings	3++	Nomar Garciaparra, 7/23/2002 (G1) vs. TB (3rd & 4th)
MOST, Doubleheader	4**	Jim Tabor, 7/4/1939 (G2) at PHA
MOST, Inning	2++	Masataka Yoshida, 4/23/2023 at MIL (8th); David Ortiz, 8/12/2008 vs. TEX (1st); Nomar Garciaparra, 7/23/2002 (G1) vs. TB (3rd); Ellis Burks, 8/27/1990 at CLE (4th); Bill Regan, 7/16/1928 at CWS (4th)
MOST GRAND SLAMS, Consecutive Innings	2++	Bill Mueller, 6/29/2003 at TEX (7th & 8th)
GRAND SLAMS, Both Sides of Plate		+Bill Mueller, 6/29/2003 at TEX
MOST GRAND SLAMS, Rookie	2	Ryan Kalish, 2010; Bob Zupcic, 1992; Ellis Burks, 1987; Faye Throneberry, 1952; Walt Dropo, 1950; Jim Tabor, 1939; Ted Williams, 1939
MOST CONSECUTIVE GAMES WITH HR	5	Bobby Dalbec, 9/5-10/2020; Jose Canseco, 8/21-25/1995; George Scott, 6/14-19/1977; Dick Stuart, 6/11-16/1963; Ted Williams, 7/12-16/1957; Jimmie Foxx, 8/13-17/1940
MOST IN TWO CONSECUTIVE GAMES	5++	Mookie Betts, 5/31-6/1/2016; Nomar Garciaparra, 7/21-23 (G1)/2002; Carl Yastrzemski, 5/19-20/1976
PINCH HIT, Both Games of DH		++Joe Cronin, 6/17/1943 vs. PHA
YOUNGEST PLAYER TO HIT HR		Jerry Moses, 18 years 289 days, 5/25/1965 vs. MIN (PH)
OLDEST PLAYER TO HIT HR		Carl Yastrzemski, 44 years 19 days, 9/10/1983 at CLE
MOST, First Two ML Games (HR each game)	2	Sam Horn, 7/25-26/1987
MOST SEASONS, 20 or More	16**	Ted Williams
MOST SEASONS, 30 or More	10	David Ortiz
MOST SEASONS, 40 or More	3	David Ortiz, Manny Ramirez, Carl Yastrzemski
MOST, Season vs. Opponent	12	Ted Williams vs. CWS, 1949; Jimmie Foxx vs. CLE, 1938
MOST, Season vs. Opponent at Fenway Park	9	Jimmie Foxx vs. CLE, 1938
MOST, Season vs. Opponent on Road	8	Mookie Betts vs. BAL, 2016; Jimmie Foxx vs. STL, 1939

Club

MOST, Season Opener	5	4/6/2015 at PHI; 4/12/1965 vs. WAS
MOST, Season Opener, Both Clubs	7**	4/12/1965 vs. WAS
MOST, Inning by Opponent	++5	5/17/2022 vs. HOU (2nd)
MOST WITH 2 OUTS, Inning	4**	4/22/2007 vs. NYY (3rd); 7/18/1998 at DET (4th)
MOST PLAYERS HOMERING IN GAME, Both Clubs	9	6/13/21 vs. TOR; 9/15/2008 at TB; 5/22/1977 vs. MIL (G1); 5/17/1967 vs. BAL; 5/25/1965 vs. MIN
MOST PLAYERS, 2 or more HR	3++	7/4/2003 at NYY; 6/8/1950 vs. STL
MOST, To start game	2	7 times, last 5/31/2016 at BAL (Betts, Pedroia)
MOST IN EXTRA INNINGS, Game	3	4/29/1951 at PHA
MOST PINCH-HIT, Game	2**	6/7/2003 at MIL (Kevin Millar, Bill Mueller); 9/19/1997 (10 inn.) vs. CWS (Scott Hatteberg, Curtis Pride)
MOST PINCH-HIT, Inning	2++	vs. CWS, 9/19/1997 (Hatteberg, Pride) (9th inn.)
MOST Season at Home	124	1977
MOST, Season on Road	127	2019; 2003
MOST LEADOFF, Season	9	2021
MOST LEADOFF ALLOWED, Season	8	1999
MOST ALLOWED IN EXTRA INNINGS, Season	7	1987; 1969
MOST GRAND SLAMS, Season	11	2005
MOST GRAND SLAMS ALLOWED, Season	8	2005; 2004
MOST INSIDE-THE-PARK, Season	38	1903
MOST INSIDE-THE-PARK ALLOWED, Season	27	1906
MOST HIT BY PITCHERS, Season	8	1971; 1935
MOST IN ONE MONTH	55	July 2003
MOST ALLOWED IN ONE MONTH	49	June 1966
MOST IN A SEASON, by teammates	92	2005 (Ortiz-47; Ramirez-45)
MOST GAMES, HR by Teammates, Season	12	2006 (Ortiz, Ramirez); 2004 (Ortiz, Ramirez)
MOST GAMES, Five or More HR	8	1977 (161 games)
MOST TIMES, Two or More Consecutive HR in One Game	16	1977 (161 games)
MOST CONSECUTIVE GAMES, One or More HR	22	(36 HR), 4/29-5/22/2016
MOST IN BACK-TO-BACK GAMES	12	7/21 at TB-7/23/2002 (G1) at NYY; 6/7-8/1950 vs. STL
FEWEST GAMES TO REACH 100 HR	65	1977
MOST PLAYERS, at least one HR, Season	24**	2009
MOST PLAYERS, 10 or More HR, Season	9	2019; 2003
MOST, Season vs. One Opponent	38	BAL, 2003 (19 games)
MOST, Season vs. One Opponent, Fenway Park	22	NYY, 1977 (7 games)
MOST, Season vs. One Opponent, Road	23	BAL, 2016 (10 games)
MOST, Season by One Opponent	43	NYY, 2012 (18 games)
MOST, Season by One Opponent, Fenway Park	25	CLE, 1954 (13 games)
MOST, Season by One Opponent, Road	24	NYY, 2012 (9 games)

Club Pitching Records

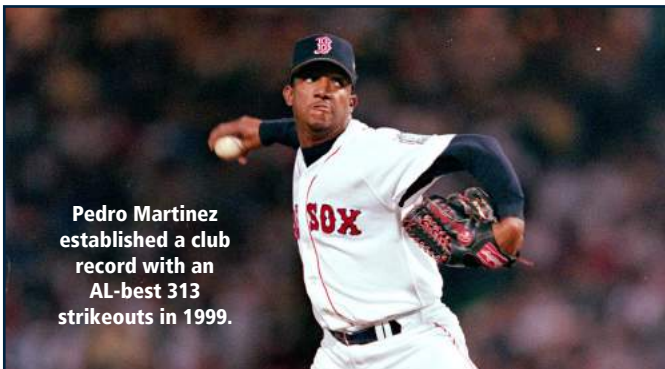
+ML record (since 1900) ++tied for ML record *AL record **tied for AL record

Team Pitching

MOST COMPLETE GAMES.....	148+ in 1904
FEWEST COMPLETE GAMES.....	0 in 2020 (60-game season) and 2021
LOWEST ERA.....	2.12 in 1904
HIGHEST ERA.....	5.58 in 2020 (60 games); 5.02 in 1932
MOST HOME RUNS.....	215 in 2019
MOST HOME RUNS, home.....	99 in 2023 (81 games)
MOST HOME RUNS, road.....	118 in 2019 (81 games)
MOST HOME RUNS, leadoff.....	8 in 1999
MOST HOME RUNS, extra innings.....	7 in 1987; 1969
MOST HOME RUNS, bases loaded.....	8 in 2005; 2004
MOST HOME RUNS, pinch hit.....	8 in 1991
MOST HOME RUNS, one month.....	49, June 1966 (31 games)
FEWEST HOME RUNS.....	6* in 1913
MOST SAVES.....	53 in 1998
MOST PITCHERS, 10 or more saves.....	3++ in 1999
MOST SHUTOUTS.....	26 in 1918
FEWEST SHUTOUTS.....	2, in 2020 (60-game season)
MOST CONSECUTIVE SHUTOUTS.....	3, 11 times, last time 9/25-27/2015
MOST STRIKEOUTS.....	1,633 in 2019 (162 games)
FEWEST STRIKEOUTS.....	310 in 1925 (152 games)
MOST WALKS.....	748 in 1950
FEWEST WALKS.....	233 in 1904

Team Pitching, Game

LARGEST LEAD RELINQUISHED IN LOSS.....	10 runs up, 6/4/1989 vs. TOR (10-0 after 6 inn., lost 13-11 in 12 inn.)
MOST RUNS.....	28-5 loss, 7/22/2022 vs. TOR
MOST RUNS, shutout.....	19-0 loss, 5/18/1955 vs. CLE
MOST HOME RUNS.....	8, 6/13/2021 vs. TOR
MOST STRIKEOUTS.....	24, 5/14/2019 vs. COL (L, 5-4, 11 inn.); 9/15/2017 at TB (W, 13-6, 15 inn.)
MOST STRIKEOUTS, 9-inning game.....	20++, 5/25/2017 vs. TEX (W, 6-2); 9/18/1996 at DET (W, 4-0); 4/29/1986 vs. SEA (W, 3-1)
MOST WALKS, 9-inning game.....	18++, 5/20/1948 at CLE (L, 4-13), Harris 7 (1.1 IP), McDermott 11 (6.2 IP)



Pedro Martinez established a club record with an AL-best 313 strikeouts in 1999.

Pitching Records

Individual Pitching Records

+ML record (since 1900) ++tied for ML record *AL record **tied for AL record

Single Season

LOWEST OPPONENTS BATTING AVERAGE167*	Pedro Martinez, 2000
LOWEST OPPONENTS ON-BASE PERCENTAGE213	Pedro Martinez, 2000
LOWEST WHIP	0.74+	Pedro Martinez, 2000

LOWEST EARNED RUN AVERAGE, left-handed.....	0.96+	Dutch Leonard (224.2 IP), 1914
LOWEST EARNED RUN AVERAGE, right-handed.....	1.26	Cy Young (299.0 IP), 1908
MOST EARNED RUNS.....	140	Wes Ferrell, 1936
MOST RUNS.....	172	Ted Lewis, 1901

MOST GAMES, left-handed.....	74	Rob Murphy, 1989
MOST GAMES, right-handed.....	81	Mike Timlin, 2005
MOST COMPLETE GAMES.....	41	Cy Young, 1902
MOST GAMES FINISHED.....	69	Tom Gordon, 1998
MOST CONSECUTIVE GAMES, scoreless.....	27	Koji Uehara, 2013

MOST HITS.....	350	Cy Young, 1902
MOST CONSECUTIVE BATTERS RETIRED.....	37	Koji Uehara, 2013
MOST CONSECUTIVE BATTERS RETIRED, without a hit.....	76+	Cy Young, 1904

MOST HIT BATSMEN	20	Bronson Arroyo, 2004; Howard Ehmke, 1923
------------------------	----	--

MOST HOME RUNS, left-handed.....	35	Bruce Hurst, 1987
MOST HOME RUNS, right-handed.....	38	Rick Porcello, 2017; Tim Wakefield, 1996
MOST HOME RUNS, bases loaded.....	3	Clay Buchholz, 2016; Ramon Martinez, 2000
MOST HOME RUNS, leadoff.....	5	Pedro Martinez, 2004

MOST INNINGS, left-handed.....	326.1	Babe Ruth, 1917
MOST INNINGS, right-handed.....	384.2	Cy Young, 1902
MOST INNINGS, as reliever.....	168.1*	Bob Stanley, 1982
MOST CONSECUTIVE INNINGS, hitless.....	24.0+	Cy Young, 1904
MOST CONSECUTIVE INNINGS, scoreless.....	45.2	Cy Young, 1904

MOST LOSSES, left-handed.....	18	Hal Wiltse, 1927
MOST LOSSES, right-handed.....	25	Red Ruffing, 1928
MOST CONSECUTIVE LOSSES.....	14	Joe Harris, 1906

MOST SAVES, left-handed.....	24	Tom Burgmeier, 1980
MOST SAVES, right-handed.....	46	Tom Gordon, 1998
MOST SAVES, one month.....	12	Bob Stanley, Aug. 1980
MOST CONSECUTIVE SAVES.....	43	Tom Gordon, 1998
MOST CONSECUTIVE SAVES, spanning seasons.....	54	Tom Gordon, 4/19/1998-5/31/1999
MOST CONSECUTIVE SAVES, to start season.....	20	Jonathan Papelbon, 2006
MOST CONSECUTIVE SEASONS, 30 or more saves.....	6	Jonathan Papelbon, 2006-11

MOST SHUTOUT WINS, left-handed.....	9**	Babe Ruth, 1916
MOST SHUTOUT WINS, right-handed.....	10	Joe Wood, 1912; Cy Young, 1904
MOST SHUTOUT WINS, by score of 1-0.....	5**	Joe Bush, 1918
MOST SHUTOUT LOSSES.....	8	Joe Harris, 1906

MOST STARTS, left-handed.....	41	Babe Ruth, 1916
MOST STARTS, right-handed.....	43	Cy Young, 1902

MOST STRIKEOUTS, left-handed.....	308	Chris Sale, 2017
MOST STRIKEOUTS, right-handed.....	313	Pedro Martinez, 1999
MOST GAMES, 10 or more strikeouts.....	19	Pedro Martinez, 1999
MOST CONSECUTIVE GAMES, 10 or more strikeouts.....	8	Chris Sale, 2017; Pedro Martinez, 1999
MOST STRIKEOUTS PER 9.0 INNINGS.....	13.2	Pedro Martinez, 1999

MOST WALKS, left-handed.....	134	Mel Parnell, 1949
MOST WALKS, right-handed.....	121	Mike Torrez, 1979; Don Schwall, 1962

MOST WILD PITCHES.....	21	Earl Wilson, 1963
------------------------	----	-------------------

Individual Pitching Records, Continued

+ML record (since 1900) ++tied for ML record *AL record **tied for AL record

Single Season (continued)

HIGHEST WINNING PERCENTAGE882, Bob Stanley (15-2), 1978
MOST WINS, left-handed	25, Mel Parnell, 1949
MOST WINS, right-handed	34, Joe Wood, 1912
MOST WINS, as reliever	16, Dick Radatz, 1964
MOST WINS, at home	19, Cy Young, 1901
MOST WINS, at Fenway Park	18, Joe Wood, 1912
MOST WINS, on road	16, Joe Wood, 1912
MOST CONSECUTIVE WINS	16**, Joe Wood, 1912
MOST CONSECUTIVE WINS, at home	13, Rick Porcello, 2016; Dave Ferriss, 1946; Tex Hughson, 1944
MOST CONSECUTIVE WINS, on road	11, Dutch Leonard, 1914
MOST CONSECUTIVE WINS, to start season	14, Roger Clemens, 1986

Single Season Rookie

LOWEST EARNED RUN AVERAGE	2.39, Dutch Leonard, 1913
MOST COMPLETE GAMES	26, Dave Ferriss, 1945; George Winter, 1901
MOST GAMES	70, Marcus Walden, 2019
MOST INNINGS	275.2, Buck O'Brien, 1912
MOST LOSSES	21, Joe Harris, 1906
MOST SAVES	35, Jonathan Papelbon, 2006
MOST SHUTOUTS	5, Dave Ferriss, 1945
MOST STARTS	34, Buck O'Brien, 1912
MOST STRIKEOUTS	201, Daisuke Matsuzaka, 2007
MOST RUNS	149, Ted Wingfield, 1925
MOST WALKS	110, Don Schwall, 1961
MOST WINS	21, Dave Ferriss, 1945

Single Game

MOST BALKS	4**, John Dopson, 6/13/1989 vs. DET
MOST CONSECUTIVE BATTERS RETIRED	34, Waite Hoyt, 9/24/1919 (G2) at NYY (2nd to 13th)
MOST EXTRA-BASE HITS	10, Curt Schilling, 8/10/2006 at KC
FEWEST HITS ALLOWED, complete game in ML debut	1+, Billy Rohr, 4/14/1967 at NYY, 3-0
MOST HOME RUNS	6+, Tim Wakefield, 8/8/2004 at DET
MOST INNINGS	24.0**, Joe Harris, 9/1/1906 vs. PHA (L, 4-1)
MOST INNINGS, in relief	11.0, Babe Ruth, 5/15/1919 at CWS (W); Ted Lewis, 7/27/1901 at CWS (L)
MOST CONSECUTIVE SCORELESS INNINGS	20.0*, Joe Harris, 9/1/1906 (4th thru 23rd) vs. PHA
MOST STRIKEOUTS, 9 innings	20++, Roger Clemens, 9/18/1996 at DET; 4/29/1986 vs. SEA
MOST STRIKEOUTS, in relief	13, Nick Pivetta, 7/17/2023 (6.0 IP) at OAK
MOST STRIKEOUTS, rookie	15, Roger Clemens, 8/21/1984 vs. KC
MOST CONSECUTIVE STRIKEOUTS	8, Roger Clemens, 4/29/1986 vs. SEA
MOST WALKS	12, Fritz Ostermueller, 7/30/1935 at WAS
MOST WALKS, in relief	11, Mickey McDermott, 5/20/1948 at CLE; Ken Chase, 6/13/1943 vs. WAS (G1)
MOST WILD PITCHES	4, Connor Seabold, 9/21/22 at CIN; Daisuke Matsuzaka, 5/27/2009 at MIN; Milt Gaston, 9/14/1929 vs. DET

Single Inning

MOST BATTERS FACED	16++, Howard Ehmke, 9/28/1923 (6th) vs. NYY; Lefty O'Doul, 7/7/1923 (6th) vs. CLE; Doc Adkins, 7/8/1902 (6th) vs. PHA
MOST HITS	12+, Doc Adkins, 7/8/1902 (6th) vs. PHA
MOST RUNS	13+, Lefty O'Doul, 7/7/1923 (6th) at CLE (G1)
MOST STRIKEOUTS	4++, Craig Kimbrel, 5/25/17 (9th) vs. TEX; Tim Wakefield, 8/10/1999 (9th) at KC
MOST WALKS	6, Lefty O'Doul, 7/7/1923 (6th) at CLE

Longest Winning Streaks (Single Season)

RANK/PITCHER	NO.	DATES	RANK/PITCHER	NO.	DATES
1. J. Wood	16	7/8-9/15/1912	J. Kramer	11	6/3-8/3/1948
2. Clemens	14	4/11-6/27/1986*	Hughson	11	6/30-8/23/1942
3. Kinder	13	7/28-9/24/1949	12. Wakefield	10	6/29-8/13/1995
4. Ferriss	12	7/12-9/2/1946	Boddicker	10	4/30-7/2/1990
Leonard (L)	12	6/2-8/9/1914	Radatz	10	5/15-7/21/1963
C. Young	12	6/2-7/16/1901	Delock	10	5/1-7/20/1958*
7. Buchholz	11	4/3-9/15/2013*	Ferriss	10	4/26-6/9/1946*
B. Stanley	11	5/6-8/28/1978	C. Young	10	5/3-6/8/1902
Moret (L)	11	4/22-9/12/1973*			(L) left-hander * from start of season

NOTE: Ellis Kinder defeated the Chicago White Sox in 18 straight decisions from 7/22/1948-5/12/1953. Mel Parnell beat the Washington Senators in 17 straight decisions from 7/8/1948-9/20/1952. Joe Wood defeated the St. Louis Browns in 15 straight decisions from 5/25/1911-9/26/1914. Tom Brewer defeated the Philadelphia/Kansas City Athletics in 14 straight decisions from 7/2/1954-7/24/1957. Jon Lester defeated the Orioles in his first 14 career decisions against the club from 8/13/2006-4/28/2011.

Pitching Records

Career Pitching Records

Wins

1. Clemens	192
C. Young	192
3. Wakefield	186
4. Parnell (L)	123
5. Tiant	122
6. P. Martinez	117
7. J. Wood	116
8. B. Stanley	115
9. Lester (L)	110
10. Dobson	106
11. Grove (L)	105
12. Hughson	96
Monbouquette	96
14. B. Lee (L)	94
15. Brewer	91
16. Leonard (L)	90
F. Sullivan	90
18. Beckett	89
Ruth (L)	89
20. 2 players	88

ERA (Min. 1,000 IP)

1. J. Wood	1.99
2. C. Young	2.00
3. Leonard (L)	2.13
4. Ruth (L)	2.19
5. Mays	2.21
6. R. Collins (L)	2.51
7. P. Martinez	2.52
8. Dinneen	2.81
9. Winter	2.91
10. Hughson	2.94
11. Clemens	3.06
12. Kinder	3.28
13. Grove (L)	3.34
14. Tiant	3.36
15. S. Jones	3.39
16. F. Sullivan	3.47
17. Culp	3.50
18. Parnell (L)	3.50
19. Dobson	3.57
20. B. Stanley	3.64

Games

1. B. Stanley	637
2. Wakefield	590
3. Barnes	429
4. Papelbon	396
5. Timlin	394
6. Lowe	384
7. Clemens	383
8. Kinder	365
9. C. Young	327
10. Delock	322
11. B. Lee (L)	321
12. Tazawa	302
13. Delcarmen	289
Parnell (L)	289
15. G. Harris	287
16. Fornieles	286
Radatz	286
18. Tiant	274
19. Garcés	261
Okajima (L)	261

Losses

1. Wakefield	168
2. C. Young	112
3. Clemens	111
4. B. Stanley	97
Winter	97
6. Ruffing	96
7. Ja. Russell	94
8. Monbouquette	91
9. Dinneen	85
10. Brewer	82
11. Tiant	81
12. F. Sullivan	80
13. MacFayden	78
14. Parnell (L)	75
15. Hurst (L)	73
16. Delock	72
Dobson	72
W. Nixon	72
19. Eckersley	71
20. B. Lee (L)	68

Strikeouts

1. Clemens	2,590
2. Wakefield	2,046
3. P. Martinez	1,683
4. Lester (L)	1,386
5. C. Young	1,341
6. Beckett	1,108
7. Tiant	1,075
8. Hurst (L)	1,043
9. J. Wood	986
10. Monbouquette	969
11. Sale (L)	945
12. Buchholz	899
13. E. Rodriguez (L)	892
14. Porcello	852
15. F. Sullivan	821
16. Culp	794
17. Lonborg	784
18. Eckersley	771
Leonard (L)	771
20. Grove (L)	743

Games Started

1. Wakefield	430
2. Clemens	382
3. C. Young	297
4. Lester (L)	241
5. Tiant	238
6. Parnell (L)	232
7. Monbouquette	228
8. Brewer	217
Hurst (L)	217
10. Dobson	202
11. P. Martinez	201
F. Sullivan	201
13. Beckett	194
14. Eckersley	191
15. Grove (L)	190
16. Buchholz	188
17. W. Nixon	177
18. Winter	176
19. Dinneen	174
20. B. Lee (L)	167

Winning Pct. (Min. 100 Decisions)

1. P. Martinez	.760 (117-37)
2. J. Wood	.676 (117-56)
3. Ruth (L)	.659 (89-46)
4. Hughson	.640 (96-54)
5. Lester (L)	.636 (110-63)
6. Clemens	.634 (192-111)
7. C. Young	.632 (192-112)
8. Grove (L)	.629 (105-62)
9. Kinder	.623 (86-52)
10. E. Rodriguez (L)	.621 (64-39)
11. Parnell (L)	.621 (123-75)
12. Tannehill (L)	.620 (62-38)
13. W. Ferrell	.608 (62-40)
14. Beckett	.605 (89-58)
15. Tiant	.601 (122-81)
16. Dobson	.596 (106-72)
17. Mays	.585 (72-51)
18. Leonard (L)	.584 (90-64)
19. Lee (L)	.580 (94-68)
20. Collins (L)	.575 (84-62)

Saves

1. Papelbon	219
2. B. Stanley	132
3. Kimbrel	108
4. Radatz	104
5. Kinder	91
6. Reardon	88
7. Lowe	85
8. Uehara	79
9. Lyle (L)	69
10. Gordon	68
11. L. Smith	58
12. B. Campbell	51
13. Urbina	49
14. Fornieles	48
Slocumb	48
16. Barnes	47
Foulke	47
18. Je. Russell	45
19. Drago	41
20. Burgmeier (L)	40

Innings

1. Wakefield	3,006.0
2. Clemens	2,776.0
3. C. Young	2,728.1
4. Tiant	1,774.2
5. Parnell (L)	1,752.2
6. B. Stanley	1,707.0
7. Monbouquette	1,622.0
8. Winter	1,599.2
9. Dobson	1,544.0
10. Grove (L)	1,539.2
11. Lester (L)	1,519.1
12. Brewer	1,509.1
13. F. Sullivan	1,505.1
14. B. Lee (L)	1,503.1
15. Dinneen	1,501.0
16. Hurst (L)	1,459.0
17. J. Wood	1,418.0
18. P. Martinez	1,383.2
19. Hughson	1,375.2
20. Eckersley	1,371.2

(L) left-hander

Career Pitching Records, Continued

Complete Games

1.	C. Young	275
2.	Dinneen	156
3.	Winter	141
4.	J. Wood	121
5.	Grove (L)	119
6.	Parnell (L)	113
	Tiant	113
8.	Ruth (L)	105
9.	Clemens	100
10.	Hughson	99
11.	Leonard (L)	96
12.	R. Collins (L)	90
	Dobson	90
14.	Mays	87
15.	Tannehill (L)	85
16.	Ehmke	83
	S. Jones	83
18.	W. Ferrell	81
19.	Brewer	75
20.	Ruffing	73

Home Runs Allowed

1.	Wakefield	401
2.	Clemens	194
3.	Monbouquette	180
4.	Hurst (L)	173
5.	Tiant	170
6.	Eckersley	167
7.	Beckett	153
8.	Porcello	144
9.	Lester (L)	138
10.	B. Lee (L)	136
11.	Delock	134
12.	Boyd	126
	Brewer	126
14.	F. Sullivan	123
	E. Wilson	123
16.	Buchholz	116
	B. Stanley	113
18.	Eduardo Rodriguez (L)	107
19.	Lonborg	105
20.	Parnell (L)	104

20-Game Winners

Rank/Player	W-L	Year
1.	J. Wood	*34-5 1912
2.	C. Young	*33-10 1901
3.	C. Young	*32-11 1902
4.	C. Young	*28-9 1903
5.	C. Young	26-16 1904
6.	Parnell (L)	*25-7 1949
	Ferriss	25-6 1946
	W. Ferrell	*25-14 1935
9.	Clemens	*24-4 1986
	Ruth (L)	24-13 1917
11.	P. Martinez	*23-4 1999
	Kinder	23-6 1949
	S. Jones	23-16 1921
	Ruth (L)	23-12 1916
	J. Wood	23-17 1911
	Dinneen	23-14 1904

(L) left-handed * led AL † tied for AL lead

Shutouts

1.	Clemens	38
	C. Young	38
3.	J. Wood	28
4.	Tiant	26
5.	Leonard (L)	25
6.	Parnell (L)	20
7.	R. Collins (L)	19
	Hughson	19
9.	S. Jones	18
10.	Dobson	17
	Ruth (L)	17
12.	Dinneen	16
	Monbouquette	16
14.	Foster	15
	Grove (L)	15
16.	Mays	14
	F. Sullivan	14
	Tannehill (L)	14
19.	3 players	13

SO/9.0 IP (Min. 1,000 IP)

1.	P. Martinez	10.95
2.	Clemens	8.40
3.	Lester (L)	8.21
4.	Beckett	8.04
5.	Buchholz	6.93
6.	Culp	6.54
7.	Hurst (L)	6.43
8.	Lonborg	6.42
9.	E. Wilson	6.27
10.	J. Wood	6.26
11.	Wakefield	6.13
12.	Lowe	5.84
13.	Tiant	5.45
14.	Monbouquette	5.38
15.	Leonard (L)	5.10
16.	Eckersley	5.06
17.	Boyd	5.05
18.	Delock	4.93
19.	F. Sullivan	4.91
20.	Ja. Wilson	4.75

Walks

1.	Wakefield	1,095
2.	Clemens	856
3.	Parnell (L)	758
4.	Brewer	669
5.	Dobson	604
6.	J. Wilson	564
7.	W. Nixon	530
8.	Lester (L)	529
9.	Delock	514
10.	McDermott (L)	504
11.	Tiant	501
12.	Ostermueller (L)	491
13.	E. Wilson	481
14.	Hurst (L)	479
15.	F. Sullivan	475
16.	B. Stanley	471
17.	Ruffing	459
18.	B. Lee (L)	448
19.	Grove (L)	447
20.	MacFayden	430

Relief Wins

1.	B. Stanley	85
2.	Radatz	49
3.	Kinder	40
4.	Clear	35
5.	Delock	34
6.	Barnes	32
7.	Fornieles	31
8.	Timlin	30
9.	B. Campbell	28
10.	Ryba	26
	Ja. Wilson	26

10-Strikeout Games

1.	P. Martinez	72
2.	Clemens	68
3.	Sale (L)	46
4.	Lester (L)	20
5.	J. Wood	17
6.	Hurst (L)	13
7.	Price (L)	11
8.	Culp	10
	Lonborg	10
	Morehead	10

Single-Season Pitching Leaders

Wins

1. J. Wood.....	*34-5, 1912
2. C. Young.....	*33-10, 1901
3. C. Young.....	*32-11, 1902
4. C. Young.....	*28-9, 1903
5. C. Young.....	*26-16, 1904
6. Parnell (L).....	*25-7, 1949
Ferriss.....	25-6, 1946
Ferrell.....	*25-14, 1935
9. Clemens.....	*24-4, 1986
Ruth (L).....	24-13, 1917

Strikeouts

1. P. Martinez.....	*313, 1999
2. Sale (L).....	*308, 2017
3. Clemens.....	*291, 1988
4. P. Martinez.....	*284, 2000
5. J. Wood.....	258, 1912
6. Clemens.....	*257, 1996
7. Clemens.....	256, 1987
8. P. Martinez.....	251, 1998
9. Lonborg.....	*246, 1967
10. Clemens.....	*241, 1991

Games Started

1. C. Young.....	*43, 1902
2. Dinneen.....	42, 1902
3. Ruth (L).....	*41, 1916
C. Young.....	41, 1904
C. Young.....	41, 1901
6. Lonborg.....	†39, 1967
Ehmke.....	39, 1923
8. 7 players.....	38

Shutouts

1. J. Wood.....	*10, 1912
C. Young.....	*10, 1904
3. Ruth (L).....	*9, 1916
4. Clemens.....	*8, 1988
Mays.....	†8, 1918
6. Clemens.....	*7, 1987
Tiant.....	*7, 1974
Bush.....	7, 1918
Leonard (L).....	7, 1914
C. Young.....	*7, 1903

10-Strikeout Games

1. P. Martinez.....	*19, 1999
2. Sale (L).....	*18, 2017
3. P. Martinez.....	*15, 2000
4. Sale (L).....	14, 2019
5. Clemens.....	*12, 1988
6. Sale (L).....	11, 2018
7. P. Martinez.....	*9, 2002
P. Martinez.....	*9, 2001
Clemens.....	†9, 1987
10. P. Martinez.....	8, 1998
Clemens.....	*8, 1996
Clemens.....	†8, 1986
Lonborg.....	*8, 1967

Wins (Rookies)

Rank/Player	W-L	Year
1. Ferriss.....	21-10	1945
2. Bedient.....	20-9	1912
B. O'Brien.....	20-13	1912

Losses

1. Ruffing.....	*10-25, 1928
2. Ruffing.....	*9-22, 1929
3. S. Harriss.....	*14-21, 1927
J. Harris.....	†2-21, 1906
C. Young.....	†13-21, 1906
Dinneen.....	*21-21, 1902
7. Gaston.....	†13-20, 1930
Jh. Russell.....	†9-20, 1930
Ehmke.....	9-20, 1925
S. Jones.....	12-20, 1919

Earned Run Average

1. Leonard (L).....	*0.96, 1914
2. C. Young.....	1.26, 1908
3. J. Wood.....	*1.49, 1915
4. R. Collins (L).....	1.62, 1910
5. C. Young.....	*1.62, 1901
6. Shore.....	1.64, 1915
7. J. Wood.....	1.68, 1910
8. Foster.....	1.70, 1914
9. P. Martinez.....	*1.74, 2000
10. Mays.....	1.74, 1917

Games

1. Timlin.....	*81, 2005
2. G. Harris.....	*80, 1903
3. Radatz.....	79, 1964
4. Timlin.....	76, 2004
5. Slocumb.....	75, 1996
6. Lowe.....	74, 2000
Lowe.....	74, 1999
R. Murphy (L).....	74, 1989
9. 6 players.....	73

Complete Games

1. C. Young.....	*41, 1902
2. C. Young.....	40, 1904
3. Dinneen.....	39, 1902
4. C. Young.....	38, 1901
5. Dinneen.....	37, 1904
6. Ruth (L).....	*35, 1917
J. Wood.....	*35, 1912
8. C. Young.....	†34, 1903
9. C. Young.....	33, 1907
10. Dinneen.....	32, 1903

Home Runs Allowed

1. Wakefield.....	38, 1996
Porcello.....	*38, 2017
3. E. Wilson.....	37, 1964
4. Beckett.....	36, 2006
5. Wakefield.....	*35, 2005
Hurst (L).....	35, 1987
7. Wise.....	34, 1975
Monbouquette.....	34, 1964
9. Conley.....	33, 1961
10. Boyd.....	32, 1986
Tudor (L).....	32, 1983
Tiant.....	32, 1973
Monbouquette.....	32, 1965

Win Pct. (Min. 15 decisions)

1. B. Stanley.....	.882 (15-2), 1978
2. J. Wood.....	*.872 (34-5), 1912
3. Moret (L).....	*.867 (13-2), 1973
4. Clemens.....	.857 (24-4), 1986
Matsuzaka.....	*.857 (18-3), 2008
6. P. Martinez.....	*.852 (23-4), 1999
7. Porcello.....	.846 (22-4), 2016
8. P. Martinez.....	*.833 (20-4), 2002
9. Moret (L).....	*.824 (14-3), 1975
10. Ferriss.....	*.806 (25-6), 1946

Saves

1. T. Gordon.....	*46, 1998
2. Kimbrel.....	42, 2018
Lowe.....	†42, 2000
4. Papelbon.....	41, 2008
5. Urbina.....	40, 2002
Reardon.....	40, 1991
7. Papelbon.....	38, 2009
8. Papelbon.....	37, 2010
Papelbon.....	37, 2007
10. Papelbon.....	35, 2006
Kimbrel.....	35, 2017

Innings

1. C. Young.....	*384.2, 1902
2. C. Young.....	380.0, 1904
3. Dinneen.....	371.1, 1902
C. Young.....	371.1, 1901
5. J. Wood.....	344.0, 1912
6. C. Young.....	343.1, 1907
7. C. Young.....	*341.2, 1903
8. Dinneen.....	335.2, 1904
9. Ruth (L).....	326.1, 1917
10. Ruth (L).....	323.2, 1916

Walks

1. Parnell (L).....	134, 1949
2. McDermott (L).....	124, 1950
3. Torrez.....	*121, 1979
Schwall.....	121, 1962
5. Newsom.....	119, 1937
Ja. Wilson.....	119, 1937
Ferrell.....	119, 1936
Ehmke.....	119, 1923
9. Ruffing.....	118, 1929
Ruth (L).....	118, 1916

Relief Wins

1. Radatz.....	*16, 1964
2. Radatz.....	*15, 1963
3. Clear.....	*14, 1982
4. B. Stanley.....	*13, 1978
Campbell.....	13, 1977
6. B. Stanley.....	12, 1982
7. Delock.....	*11, 1956
8. 8 players.....	10

* led AL (L) left-hander

† tied for AL lead

Annual Pitching Leaders

WINS

2023	Bello.....	12-11	1992	Clemens.....	18-11	1961	Schwall.....	15-7	1930	Gaston.....	13-20
2022	Wacha.....	11-2	1991	Clemens.....	18-10	1960	Monbouquette..	14-11	1929	E. Morris.....	14-14
2021	Rodriguez.....	13-8	1990	Clemens.....	21-6	1959	Casale.....	13-8	1928	E. Morris.....	19-15
2020	Evoldi.....	4-2	1989	Clemens.....	17-11	1958	Delock.....	14-8	1927	S. Harris.....	14-21
2019	Rodriguez.....	19-6	1988	Clemens, Hurst.....	18	1957	Brewer.....	16-13	1926	Wingfield.....	11-16
2018	Porcello.....	17-7	1987	Clemens.....	*20-9	1956	Brewer.....	19-9	1925	Wingfield.....	12-19
2017	Sale, Pomeranz.....	17	1986	Clemens.....	*24-4	1955	F. Sullivan ...	*18-13	1924	Ehmke.....	19-17
2016	Porcello.....	*22-4	1985	Boyd.....	15-13	1954	F. Sullivan.....	15-12	1923	Ehmke.....	20-17
2015	Miley.....	11-11	1984	3 players.....	12	1953	Parnell.....	21-8	1922	Ri. Collins.....	14-11
2014	Lackey.....	11-7	1983	Tudor.....	13-12	1952	Parnell.....	12-12	1921	S. Jones.....	23-16
2013	Lester.....	15-8	1982	Clear.....	14-9	1951	Parnell.....	18-11	1920	Pennock.....	16-13
2012	Buchholz, Doubront...11		1981	B. Stanley, Torrez...10		1950	Parnell.....	18-10	1919	Pennock.....	16-8
2011	Lester.....	15-9	1980	Eckersley.....	12-14	1949	Parnell.....	*25-7	1918	Mays.....	21-13
2010	Lester.....	19-9	1979	Eckersley.....	17-10	1948	Kramer.....	18-5	1917	Ruth.....	24-13
2009	Beckett.....	17-6	1978	Eckersley.....	20-8	1947	Dobson.....	18-8	1916	Ruth.....	23-12
2008	Matsuzaka.....	18-3	1977	Campbell.....	13-9	1946	Ferriss.....	25-6	1915	Foster, Shore.....	19
2007	Beckett.....	*20-7	1976	Tiant.....	21-12	1945	Ferriss.....	21-10	1914	Ra. Collins.....	20-13
2006	Beckett.....	16-11	1975	Wisec.....	19-12	1944	Hughson.....	18-5	1913	Ra. Collins.....	19-8
2005	Wakefield.....	16-12	1974	Tiant.....	22-13	1943	Hughson.....	12-15	1912	J. Wood.....	*34-5
2004	Schilling.....	*21-6	1973	Tiant.....	20-13	1942	Hughson.....	*22-6	1911	J. Wood.....	23-17
2003	Lowe.....	17-7	1972	Pattin.....	17-13	1941	Newsome.....	19-10	1910	Cicotte.....	15-11
2002	Lowe.....	21-8	1971	Siebert.....	16-10	1940	Hewing, Ja. Wilson..12		1909	Arellanes.....	16-12
2001	Nomo.....	13-10	1970	Culp.....	17-14	1939	Grove.....	15-4	1908	C. Young.....	21-11
2000	P. Martinez.....	18-6	1969	Culp.....	17-8	1938	Bagby Jr., Ja. Wilson..15		1907	C. Young.....	21-15
1999	P. Martinez.....	*23-4	1968	Culp, Ellsworth.....	16	1937	Grove.....	17-9	1906	Tannehill, C. Young..13	
1998	P. Martinez.....	19-7	1967	Lonborg.....	*22-9	1936	W. Ferrell.....	20-15	1905	Tannehill.....	22-9
1997	Sele.....	13-12	1966	Santiago.....	12-13	1935	W. Ferrell.....	*25-14	1904	C. Young.....	26-16
1996	Wakefield.....	14-13	1965	E. Wilson.....	13-14	1934	W. Ferrell.....	14-5	1903	C. Young.....	*28-9
1995	Wakefield.....	16-8	1964	Radatz.....	16-9	1933	Rhodes.....	12-15	1902	C. Young.....	*32-11
1994	Clemens.....	9-7	1963	Monbouquette...20-10		1932	Kline.....	11-13	1901	C. Young.....	*33-10
1993	Darwin.....	15-11	1962	Conley, Monbouquette..15		1931	MacFayden.....	16-12			

EARNED RUN AVERAGE

2023	Crawford.....	^4.04	1992	Clemens.....	*2.41	1961	Schwall.....	3.22	1930	Gaston.....	3.92
2022	Wacha.....	3.32	1991	Clemens.....	*2.62	1960	Monbouquette...3.64		1929	MacFayden.....	3.62
2021	Evoldi.....	3.75	1990	Clemens.....	*1.93	1959	Brewer.....	3.76	1928	E. Morris.....	3.53
2020	Pérez.....	4.50	1989	Clemens.....	3.13	1958	Delock.....	3.38	1927	S. Harris.....	4.18
2019	Rodriguez.....	3.81	1988	Clemens.....	2.93	1957	F. Sullivan.....	2.73	1926	Wiltse.....	4.22
2018	Price.....	3.58	1987	Clemens.....	2.97	1956	F. Sullivan.....	3.42	1925	Ehmke.....	3.73
2017	Sale.....	2.90	1986	Clemens.....	*2.48	1955	F. Sullivan.....	2.91	1924	Quinn.....	3.27
2016	Porcello.....	3.15	1985	Boyd.....	3.70	1954	F. Sullivan.....	3.14	1923	Piercy.....	3.41
2015	Miley.....	4.46	1984	Nipper.....	3.89	1953	McDermott.....	3.01	1922	Quinn.....	3.48
2014	Buchholz.....	5.34	1983	Ojeda.....	4.04	1952	Parnell.....	3.62	1921	S. Jones.....	3.22
2013	Lackey.....	3.52	1982	B. Stanley.....	3.10	1951	Parnell.....	3.26	1920	H. Harper.....	3.04
2012	Buchholz.....	4.56	1981	Torrez.....	3.68	1950	Parnell.....	3.61	1919	Mays.....	2.47
2011	Beckett.....	2.89	1980	B. Stanley.....	3.39	1949	Parnell.....	*2.77	1918	Bush.....	2.11
2010	Buchholz.....	2.33	1979	Eckersley.....	2.99	1948	Parnell.....	3.14	1917	Mays.....	1.74
2009	Lester.....	3.41	1978	Eckersley.....	2.99	1947	Dobson.....	2.95	1916	Ruth.....	*1.75
2008	Matsuzaka.....	2.90	1977	Jenkins.....	3.68	1946	Hughson.....	2.75	1915	J. Wood.....	*1.49
2007	Beckett.....	3.27	1976	Tiant.....	3.06	1945	Ferriss.....	2.96	1914	Leonard.....	*0.96
2006	Schilling.....	3.97	1975	B. Lee.....	3.95	1944	Hughson.....	2.26	1913	Leonard.....	2.39
2005	Wakefield.....	4.15	1974	Tiant.....	2.92	1943	Hughson.....	2.64	1912	J. Wood.....	1.91
2004	Schilling.....	3.26	1973	B. Lee.....	2.75	1942	Hughson.....	2.59	1911	J. Wood.....	2.02
2003	P. Martinez.....	*2.22	1972	Tiant.....	*1.91	1941	C. Wagner.....	3.07	1910	Ra. Collins.....	1.62
2002	P. Martinez.....	*2.26	1971	Siebert.....	2.91	1940	Bagby Jr.....	4.73	1909	Cicotte.....	1.97
2001	Wakefield.....	3.90	1970	Culp.....	3.04	1939	Grove.....	*2.54	1908	C. Young.....	1.26
2000	P. Martinez.....	*1.74	1969	Nagy.....	3.11	1938	Grove.....	*3.08	1907	C. Young.....	1.99
1999	P. Martinez.....	*2.07	1968	Culp.....	2.91	1937	Grove.....	3.02	1906	Dinneen.....	2.92
1998	P. Martinez.....	2.89	1967	Stange.....	2.77	1936	Grove.....	*2.81	1905	C. Young.....	1.82
1997	Gordon.....	3.74	1966	Santiago.....	3.66	1935	Grove.....	*2.70	1904	C. Young.....	1.97
1996	Clemens.....	3.63	1965	Monbouquette...3.70		1934	Ostermueller.....	3.49	1903	C. Young.....	2.08
1995	Wakefield.....	2.95	1964	Monbouquette...4.04		1933	B. Weiland.....	3.87	1902	C. Young.....	2.15
1994	Clemens.....	2.85	1963	E. Wilson.....	3.76	1932	Durham.....	3.80	1901	C. Young.....	*1.62
1993	Viola.....	3.14	1962	Monbouquette...3.33		1931	W. Moore.....	3.88			

* led AL ** tied for AL lead

^ min. 100.0 IP (the 2023 season marked the 1st time no Red Sox pitcher qualified for the ERA title)

Annual Pitching Leaders, Continued

GAMES

2023	Winckowski.....60	1992	G. Harris.....70	1961	Fornieles.....57	1930	Gaston.....38
2022	Brasier.....68	1991	Fossas.....64	1960	Fornieles.....*70	1929	Gaston.....39
2021	Ottavino.....69	1990	R. Murphy.....68	1959	Fornieles.....46	1928	E. Morris.....47
2020	Brasier.....25	1989	R. Murphy.....74	1958	Wall.....52	1927	S. Harris.....44
2019	Workman.....73	1988	L. Smith.....64	1957	Delock.....49	1926	Wingfield.....43
2018	Kelly.....73	1987	Schiraldi.....62	1956	Delock.....48	1925	Wingfield.....41
2017	Barnes.....70	1986	B. Stanley.....66	1955	Hurd, Kinder.....43	1924	Ehmke.....45
2016	Barnes.....62	1985	B. Stanley.....48	1954	Kinder.....48	1923	Ehmke.....43
2015	Layne, Ogando.....64	1984	B. Stanley.....57	1953	Kinder.....*69	1922	Karr.....41
2014	Tazawa.....71	1983	B. Stanley.....64	1952	Delock.....39	1921	S. Jones.....40
2013	Uehara.....73	1982	Clear.....55	1951	Kinder.....*63	1920	S. Jones, Pennock..37
2012	Aceves.....69	1981	B. Stanley.....35	1950	Kinder.....48	1919	S. Jones.....35
2011	D. Bard.....70	1980	Burgmeier.....62	1949	Kinder.....43	1918	Bush.....36
2010	D. Bard.....73	1979	Drago.....53	1948	Dobson.....38	1917	Ruth.....41
2009	R. Ramirez.....70	1978	B. Stanley.....52	1947	E. Johnson.....45	1916	Leonard.....48
2008	Delcarmen.....73	1977	Campbell.....69	1946	Ferriss.....40	1915	Mays, Shore.....38
2007	Okajima.....66	1976	Willoughby.....54	1945	Barrett.....37	1914	Bedient.....42
2006	Timlin.....68	1975	B. Lee.....41	1944	Ryba.....42	1913	Bedient.....43
2005	Timlin.....*81	1974	Segui.....58	1943	M. Brown.....*49	1912	J. Wood.....43
2004	Timlin.....76	1973	Bolin.....39	1942	Hughson.....38	1911	J. Wood.....44
2003	Timlin.....72	1972	B. Lee.....47	1941	Ryba.....40	1910	Cicotte.....36
2002	Urbina.....61	1971	Bolin.....52	1940	Ja. Wilson.....41	1909	Arellanes.....45
2001	Beck.....68	1970	Lyle.....63	1939	Dickman.....48	1908	Cicotte.....39
2000	Lowe.....74	1969	Lyle.....71	1938	Bagby Jr.....43	1907	C. Young.....43
1999	Lowe.....74	1968	Stange.....50	1937	Ja. Wilson.....51	1906	C. Young.....39
1998	Gordon.....73	1967	Wyatt.....60	1936	Ostermueller.....43	1905	C. Young.....38
1997	Wasdin.....53	1966	McMahon.....49	1935	Walberg.....44	1904	C. Young.....43
1996	Slocumb.....75	1965	Radatz.....63	1934	Rhodes.....44	1903	C. Young.....40
1995	Belinda.....63	1964	Radatz.....79	1933	Welch.....47	1902	C. Young.....*45
1994	Fossas.....44	1963	Radatz.....66	1932	Kline.....47	1901	C. Young.....43
1993	G. Harris.....*80	1962	Radatz.....*62	1931	W. Moore.....53		

GAMES STARTED

2023	Bello.....28	1992	Viola.....35	1961	Monbouquette.....32	1930	Gaston.....34
2022	Pivetta.....33	1991	Clemens.....**35	1960	Monbouquette.....30	1929	Ja. Russell.....32
2021	Evalldi.....32	1990	Boddicker.....34	1959	Brewer.....32	1928	Ruffing.....34
2020	Pérez.....12	1989	Clemens.....35	1958	Brewer.....32	1927	Wiltse.....29
2019	Rodriguez.....34	1988	Clemens.....35	1957	Brewer.....32	1926	Wiltse.....29
2018	Porcello.....33	1987	Clemens.....36	1956	F. Sullivan.....33	1925	Ehmke.....31
2017	Porcello.....33	1986	Clemens.....33	1955	F. Sullivan.....*35	1924	Ehmke.....36
2016	Price.....*35	1985	Boyd.....35	1954	W. Nixon.....30	1923	Ehmke.....39
2015	Miley.....32	1984	Hurst.....33	1953	Parnell.....34	1922	Quinn.....32
2014	Buchholz.....28	1983	Tudor.....34	1952	Parnell.....29	1921	S. Jones.....38
2013	Lester.....33	1982	Eckersley.....33	1951	Parnell.....29	1920	S. Jones.....33
2012	Lester.....33	1981	Eckersley, Tanana...23	1950	Parnell.....31	1919	S. Jones.....31
2011	Lester.....31	1980	Torrez.....32	1949	Parnell.....33	1918	Mays.....33
2010	Lackey.....33	1979	Torrez.....36	1948	Dobson.....32	1917	Ruth.....38
2009	Beckett, Lester.....32	1978	Torrez.....36	1947	Dobson.....31	1916	Ruth.....*41
2008	Lester.....33	1977	Tiant.....32	1946	Ferriss, Hughson...35	1915	Foster.....33
2007	Matsuzaka.....32	1976	Tiant.....38	1945	Ferriss.....31	1914	Ra. Collins.....30
2006	Beckett.....33	1975	Tiant, Wise.....35	1944	Bowman.....24	1913	Ra. Collins.....30
2005	Wakefield.....33	1974	Tiant.....38	1943	Hughson.....32	1912	J. Wood.....38
2004	Lowe, P. Martinez...33	1973	Tiant.....35	1942	Hughson.....30	1911	J. Wood.....33
2003	Lowe, Wakefield...33	1972	Pattin.....35	1941	Newsome.....29	1910	Cicotte.....30
2002	Lowe.....32	1971	Culp.....35	1940	Bagby Jr, Grove.....21	1909	Arellanes.....28
2001	Nomo.....33	1970	Peters.....34	1939	Auker.....25	1908	C. Young.....33
2000	P. Martinez.....29	1969	Culp.....32	1938	Ja. Wilson.....27	1907	C. Young.....37
1999	P. Martinez.....29	1968	Culp.....30	1937	Grove.....32	1906	C. Young.....34
1998	P. Martinez, Wakefield...33	1967	Lonborg.....**39	1936	W. Ferrell.....38	1905	C. Young.....33
1997	Sele.....33	1966	Santiago.....28	1935	W. Ferrell.....*38	1904	C. Young.....41
1996	Clemens, Gordon...34	1965	E. Wilson.....36	1934	Rhodes.....31	1903	C. Young.....35
1995	Hanson.....29	1964	Monbouquette.....35	1933	Rhodes.....29	1902	C. Young.....*43
1994	Clemens.....24	1963	Monbouquette.....36	1932	B. Weiland.....27	1901	C. Young.....41
1993	Darwin.....34	1962	Monbouquette.....35	1931	MacFayden.....32		

* led AL ** tied for AL lead

Annual Pitching Leaders, Continued

COMPLETE GAMES

2023	N/A	1992	Clemens11	1961	Monbouquette12	1930	Gaston.....20
2022	Evaldi2	1991	Clemens13	1960	Monbouquette12	1929	Gaston.....20
2021	N/A	1990	Clemens7	1959	Brewer.....11	1928	Ruffing*25
2020	N/A	1989	Clemens8	1958	Brewer, F. Sullivan...10	1927	Wiltse13
2019	Sale1	1988	Clemens**14	1957	Brewer.....15	1926	Wiltse, Wingfield...9
2018	Porcello, Price.....1	1987	Clemens*18	1956	Brewer.....15	1925	Ehmke**22
2017	Porcello2	1986	Hurst11	1955	F. Sullivan16	1924	Ehmke26
2016	Wright4	1985	Boyd13	1954	F. Sullivan11	1923	Ehmke28
2015	Buchholz, Hill, Miley...1	1984	Boyd10	1953	Parnell12	1922	Quinn16
2014	Buchholz2	1983	Tudor7	1952	Parnell15	1921	S. Jones.....25
2013	Lackey2	1982	Eckersley.....11	1951	Parnell11	1920	S. Jones.....21
2012	Lester3	1981	Eckersley.....8	1950	Parnell21	1919	S. Jones.....21
2011	Beckett, Wakefield...1	1980	Eckersley.....8	1949	Parnell*27	1918	Mays**30
2010	Lester2	1979	Eckersley.....17	1948	Dobson, Parnell16	1917	Ruth*35
2009	Beckett4	1978	Eckersley.....16	1947	Dobson.....15	1916	Ruth23
2008	Lester2	1977	Jenkins.....11	1946	Ferriss.....26	1915	Foster21
2007	5 players.....1	1976	Tiant19	1945	Ferriss.....26	1914	Foster, Leonard...17
2006	3 players.....1	1975	Tiant18	1944	Hughson.....19	1913	Ra. Collins19
2005	Wakefield3	1974	Tiant25	1943	Hughson**20	1912	J. Wood.....*35
2004	Schilling3	1973	Tiant23	1942	Hughson**22	1911	J. Wood.....25
2003	P. Martinez3	1972	Pattin13	1941	Neswome17	1910	Cicotte20
2002	P. Martinez2	1971	Culp, Siebert.....12	1940	Grove, Ja. Wilson...9	1909	Arellanes17
2001	Nomo2	1970	Culp15	1939	Grove17	1908	C. Young30
2000	P. Martinez7	1969	Culp9	1938	Grove12	1907	C. Young33
1999	P. Martinez5	1968	Culp11	1937	Grove21	1906	C. Young28
1998	P. Martinez3	1967	Lonborg.....15	1936	W. Ferrell*28	1905	C. Young31
1997	Wakefield4	1966	Stange8	1935	W. Ferrell*31	1904	C. Young40
1996	Clemens, Wakefield...6	1965	Monbouquette10	1934	W. Ferrell17	1903	C. Young**34
1995	Wakefield6	1964	Monbouquette7	1933	Rhodes14	1902	C. Young*41
1994	Clemens3	1963	Monbouquette13	1932	Andrews8	1901	C. Young38
1993	3 players.....2	1962	Monbouquette11	1931	MacFayden.....17		

SAVES

2023	Jansen29	1992	Reardon.....27	1961	Fornieles.....15	1930	Gaston, MacFayden...2
2022	Barnes, Houck, Schreiber...8	1991	Reardon.....40	1960	Fornieles**14	1929	Gaston.....2
2021	Barnes24	1990	Reardon.....21	1959	Fornieles11	1928	E. Morris.....5
2020	Barnes, Workman...9	1989	L. Smith25	1958	Kiely12	1927	MacFayden, Ruffing...2
2019	Workman16	1988	L. Smith29	1957	Delock11	1926	Wingfield.....3
2018	Kimbrel.....42	1987	Gardner10	1956	Delock9	1925	Wingfield.....2
2017	Kimbrel.....35	1986	B. Stanley16	1955	Kinder18	1924	Quinn7
2016	Kimbrel.....31	1985	Crawford12	1954	Kinder15	1923	Quinn7
2015	Uehara25	1984	B. Stanley22	1953	Kinder*27	1922	Ferguson, A. Russell...2
2014	Uehara26	1983	B. Stanley33	1952	Benton.....6	1921	A. Russell3
2013	Uehara21	1982	Clear, B. Stanley...14	1951	Kinder*14	1920	Pennock.....2
2012	Aceves25	1981	Clear9	1950	Kinder9	1919	A. Russell4
2011	Papelbon31	1980	Burgmeier.....24	1949	2 players.....4	1918	Bush2
2010	Papelbon37	1979	Drago13	1948	E. Johnson5	1917	Ruth2
2009	Papelbon38	1978	B. Stanley10	1947	E. Johnson8	1916	Leonard6
2008	Papelbon41	1977	Campbell*31	1946	Klinger*9	1915	Mays*7
2007	Papelbon37	1976	Willoughby10	1945	Barrett3	1914	Leonard3
2006	Papelbon35	1975	Drago15	1944	Barrett8	1913	Bedient5
2005	Foulke15	1974	Segui10	1943	M. Brown9	1912	Bedient, Hall.....2
2004	Foulke32	1973	Bolin15	1942	M. Brown6	1911	Hall**4
2003	Kim16	1972	Bolin, B. Lee5	1941	Ryba6	1910	Hall2
2002	Urbina40	1971	Lyle16	1940	Ja. Wilson5	1909	Arellanes*8
2001	Lowe24	1970	Lyle20	1939	Heving7	1908	3 players.....2
2000	Lowe**42	1969	Lyle17	1938	McKain6	1907	Pruitt3
1999	Lowe, Wakefield ...15	1968	Stange12	1937	Ja. Wilson7	1906	3 players.....2
1998	Gordon*46	1967	Wyatt20	1936	Ja. Wilson3	1905	Dinneen1
1997	Slocumb17	1966	McMahon.....9	1935	Walberg.....3	1904	C. Young1
1996	Slocumb31	1965	Radatz22	1934	Ostermueller.....3	1903	Dinneen, Young...**2
1995	Aguilera.....20	1964	Radatz*29	1933	Kline4	1902	Altrock1
1994	Ryan13	1963	Radatz25	1932	W. Moore4	1901	T. Lewis.....1
1993	Je. Russell.....33	1962	Radatz*24	1931	W. Moore*10		

* led AL ** tied for AL lead # saves first became an official statistic in 1969

Pitching
Records

Annual Pitching Leaders, Continued

INNINGS

2023	Bello.....	157.0	1992	Clemens.....	246.2	1961	Monbouquette..	236.1	1930	Gaston.....	273.0
2022	Pivetta.....	179.2	1991	Clemens.....	*271.1	1960	Monbouquette..	215.0	1929	Ruffing.....	244.1
2021	Eovaldi.....	182.1	1990	Clemens.....	228.1	1959	Brewer.....	215.1	1928	Ruffing.....	289.1
2020	Pérez.....	62.0	1989	Clemens.....	253.1	1958	Brewer.....	227.1	1927	Wiltse.....	219.0
2019	Rodriguez.....	203.1	1988	Clemens.....	264.0	1957	F. Sullivan.....	240.2	1926	Wiltse.....	196.1
2018	Porcello.....	191.1	1987	Clemens.....	281.2	1956	Brewer.....	244.1	1925	Ehmke.....	260.2
2017	Sale.....	*214.1	1986	Clemens.....	254.0	1955	F. Sullivan.....	*260.0	1924	Ehmke.....	*315.0
2016	Price.....	*230.0	1985	Boyd.....	272.1	1954	F. Sullivan.....	206.1	1923	Ehmke.....	316.2
2015	Miley.....	193.2	1984	Hurst.....	218.0	1953	Parnell.....	241.0	1922	Quinn.....	256.0
2014	Buchholz.....	170.1	1983	Tudor.....	242.0	1952	Parnell.....	214.0	1921	S. Jones.....	298.2
2013	Lester.....	213.1	1982	Eckersley.....	224.1	1951	Parnell.....	221.0	1920	S. Jones.....	274.0
2012	Lester.....	205.1	1981	Eckersley.....	154.0	1950	Parnell.....	249.0	1919	S. Jones.....	245.0
2011	Beckett.....	193.0	1980	Torrez.....	207.1	1949	Parnell.....	*295.1	1918	Mays.....	293.1
2010	Lackey.....	215.0	1979	Torrez.....	252.1	1948	Dobson.....	245.1	1917	Ruth.....	326.1
2009	Beckett.....	212.1	1978	Eckersley.....	268.1	1947	Dobson.....	228.2	1916	Ruth.....	323.2
2008	Lester.....	210.1	1977	Jenkins.....	193.0	1946	Hughson.....	278.0	1915	Foster.....	255.1
2007	Matsuzaka.....	204.2	1976	Tiant.....	279.0	1945	Ferriss.....	264.2	1914	Ra. Collins.....	272.1
2006	Beckett.....	204.2	1975	B. Lee, Tiant.....	260.0	1944	Hughson.....	203.1	1913	Leonard.....	259.1
2005	Wakefield.....	225.1	1974	Tiant.....	311.1	1943	Hughson.....	266.0	1912	J. Wood.....	344.0
2004	Schilling.....	226.2	1973	B. Lee.....	284.2	1942	Hughson.....	*281.0	1911	J. Wood.....	275.2
2003	Lowe.....	203.1	1972	Pattin.....	253.0	1941	Newsome.....	213.2	1910	Cicotte.....	250.0
2002	Lowe.....	219.2	1971	Culp.....	242.1	1940	Bagby Jr.....	182.2	1909	Arellanes.....	230.2
2001	Nomo.....	198.0	1970	Culp.....	251.1	1939	Grove.....	191.0	1908	C. Young.....	299.0
2000	P. Martinez.....	217.0	1969	Culp.....	227.0	1938	Bagby Jr.....	198.2	1907	C. Young.....	343.1
1999	P. Martinez.....	213.1	1968	Culp.....	216.1	1937	Grove.....	262.0	1906	C. Young.....	287.2
1998	P. Martinez.....	233.2	1967	Lonborg.....	273.1	1936	W. Ferrell.....	*301.0	1905	C. Young.....	320.2
1997	Wakefield.....	201.1	1966	Lonborg.....	181.2	1935	W. Ferrell.....	*322.1	1904	C. Young.....	380.0
1996	Clemens.....	242.2	1965	E. Wilson.....	230.2	1934	Rhodes.....	219.0	1903	C. Young.....	*341.2
1995	Wakefield.....	195.1	1964	Monbouquette..	234.0	1933	Rhodes.....	232.0	1902	C. Young.....	*384.2
1994	Clemens.....	170.2	1963	Monbouquette..	266.2	1932	B. Weiland.....	195.2	1901	C. Young.....	371.1
1993	Darwin.....	229.1	1962	Conley.....	241.2	1931	Ja. Russell.....	232.0			

STRIKEOUTS

2023	Pivetta.....	183	1992	Clemens.....	208	1961	Monbouquette ..	161	1930	Gaston.....	99
2022	Pivetta.....	175	1991	Clemens.....	*241	1960	Monbouquette ..	134	1929	Ruffing.....	109
2021	Eovaldi.....	195	1990	Clemens.....	209	1959	Brewer.....	121	1928	Ruffing.....	118
2020	Eovaldi.....	52	1989	Clemens.....	230	1958	Brewer.....	124	1927	S. Harris, Ruffing..	77
2019	Sale.....	218	1988	Clemens.....	*291	1957	Brewer.....	128	1926	Wiltse.....	59
2018	Sale.....	237	1987	Clemens.....	256	1956	Brewer.....	127	1925	Ehmke.....	95
2017	Sale.....	*308	1986	Clemens.....	238	1955	F. Sullivan.....	129	1924	Ehmke.....	119
2016	Price.....	228	1985	Hurst.....	189	1954	F. Sullivan.....	124	1923	Ehmke.....	121
2015	Porcello.....	149	1984	Ojeda.....	137	1953	Parnell.....	136	1922	Rt. Collins.....	69
2014	Lester.....	149	1983	Tudor.....	136	1952	McDermott.....	117	1921	S. Jones.....	98
2013	Lester.....	177	1982	Tudor.....	146	1951	McDermott.....	127	1920	Bush.....	88
2012	Doubront.....	167	1981	Clear.....	82	1950	McDermott.....	96	1919	Pennock.....	70
2011	Lester.....	182	1980	Eckersley.....	121	1949	Kinder.....	138	1918	Bush.....	125
2010	Lester.....	225	1979	Eckersley.....	150	1948	Dobson.....	116	1917	Leonard.....	144
2009	Lester.....	225	1978	Eckersley.....	162	1947	Hughson.....	119	1916	Ruth.....	170
2008	Beckett.....	172	1977	Tiant.....	124	1946	Hughson.....	172	1915	Leonard.....	116
2007	Matsuzaka.....	201	1976	Jenkins.....	142	1945	Ferriss.....	94	1914	Leonard.....	176
2006	Schilling.....	183	1975	Tiant.....	142	1944	Hughson.....	112	1913	Leonard.....	144
2005	Wakefield.....	151	1974	Tiant.....	176	1943	Hughson.....	114	1912	J. Wood.....	258
2004	P. Martinez.....	227	1973	Tiant.....	206	1942	Hughson.....	*113	1911	J. Wood.....	231
2003	P. Martinez.....	206	1972	Pattin.....	168	1941	M. Harris.....	111	1910	J. Wood.....	145
2002	P. Martinez.....	*239	1971	Culp.....	151	1940	Ja. Wilson.....	102	1909	J. Wood.....	88
2001	Nomo.....	*220	1970	Culp.....	197	1939	Grove.....	81	1908	C. Young.....	150
2000	P. Martinez.....	*284	1969	Culp.....	172	1938	Grove.....	99	1907	C. Young.....	147
1999	P. Martinez.....	*313	1968	Culp.....	190	1937	Grove.....	153	1906	C. Young.....	140
1998	P. Martinez.....	251	1967	Lonborg.....	*246	1936	Grove.....	130	1905	C. Young.....	210
1997	Gordon.....	159	1966	Lonborg.....	131	1935	Grove.....	121	1904	C. Young.....	200
1996	Clemens.....	*257	1965	E. Wilson.....	164	1934	Welch.....	91	1903	C. Young.....	176
1995	Hanson.....	139	1964	Radatz.....	181	1933	B. Weiland.....	97	1902	C. Young.....	160
1994	Clemens.....	168	1963	Monbouquette..	174	1932	B. Weiland.....	63	1901	C. Young.....	*158
1993	Clemens.....	160	1962	Monbouquette ..	153	1931	MacFayden.....	74			

* led AL ** tied for AL lead

No-Hitters/1-Hitters

No-Hitters by Red Sox (18)

PITCHER	GAME	STATS
Jon Lester (L)	5/19/2008 vs. KC (W, 7-0)	9.0 IP, 2 BB, 9 SO
Clay Buchholz	9/1/2007 vs. BAL (W, 10-0)	9.0 IP, 3 BB, 9 SO
Derek Lowe	4/27/2002 vs. TB (W, 10-0)	9.0 IP, 1 BB, 6 SO
Hideo Nomo	4/4/2001 at BAL (W, 3-0)	9.0 IP, 3 BB, 11 SO
Dave Morehead	9/16/1965 vs. CLE (W, 2-0)	9.0 IP, 1 BB, 8 SO
Bill Monbouquette	8/1/1962 at CWS (W, 1-0)	9.0 IP, 1 BB, 7 SO
Earl Wilson	6/26/1962 vs. LAA (W, 2-0)	9.0 IP, 4 BB, 5 SO
Mel Parnell (L)	7/14/1956 vs. CWS (W, 4-0)	9.0 IP, 2 BB, 4 SO
Howard Ehmke	9/7/1923 at PHI (W, 4-0)	9.0 IP, 1 BB, 1 SO
Dutch Leonard (L)	6/3/1918 at DET (W, 5-0)	9.0 IP, 1 BB, 4 SO
*Babe Ruth (L), Ernie Shore	6/23/1917 vs. WSH-G1 (W, 4-0)	9.0 IP, 0 BB, 2 SO
Dutch Leonard (L)	8/30/1916 vs. STL (W, 4-0)	9.0 IP, 2 BB, 3 SO
Rube Foster	6/21/1916 vs. NYY (W, 2-0)	9.0 IP, 3 BB, 3 SO
Smoky Joe Wood	7/29/1911 vs. STL-G1 (W, 5-0)	9.0 IP, 2 BB, 12 SO
Cy Young	6/30/1908 at NYY (W, 8-0)	9.0 IP, 1 BB, 2 SO
Bill Dinneen	9/27/1905 vs. CWS-G1 (W, 2-0)	9.0 IP, 2 BB, 6 SO
Jesse Tannehill (L)	8/17/1904 at CWS (W, 6-0)	9.0 IP, 1 BB, 4 SO
Cy Young	5/5/1904 vs. PHI (W, 3-0)	9.0 IP, 0 BB, 8 SO

bold=perfect game

*Babe Ruth started the game but was ejected by home plate umpire Brick Owen after walking leadoff batter Eddie Foster. Ernie Shore relieved Ruth, Foster was thrown out stealing, and Shore retired the next 26 batters.

Other notable games:

On 10/1/2006, RHP Devren Hansack allowed 0 hits and threw all 5.0 innings in the Sox' 9-0, rain-shortened win vs. BAL (1 BB, 6 SO).

On 4/12/1992, LHP Matt Young threw an 8.0-inning complete game and allowed 0 hits in a 2-1 loss at CLE-G1 (7 BB, 6 SO).

No-Hitters Against Red Sox (12)

PITCHER	DATE	OPP.	IP	BB	K	SCORE	SOX W/L
Sean Manaea (L)	4/21/2018	at OAK	9.0	2	10	0-3	C. Sale
Chris Bosio	4/22/1993	at SEA	9.0	2	4	0-7	J. Hesketh
Dave Righetti (L)	7/4/1983	at NYY	9.0	4	9	0-4	J. Tudor
Tom Phoebus	4/27/1968	at BAL	9.0	3	9	0-6	G. Waslewski
Jim Bunning	7/20/1958 (G1)	vs. DET	9.0	2	12	0-3	F. Sullivan
Allie Reynolds	9/28/1951 (G1)	at NYY	9.0	4	9	0-8	M. Parnell
Bobby Burke (L)	8/8/1931	at WSH	9.0	5	8	0-5	W. Moore
Ted Lyons	8/21/1926	vs. CWS	9.0	1	2	0-6	S. Harriss
Walter Johnson	7/1/1920	vs. WSH	9.0	0	10	0-1	H. Harper
George Mogridge (L)	4/24/1917	vs. NYY	9.0	3	3	1-2	D. Leonard
Ed Walsh	8/27/1911	at CWS	9.0	1	8	0-5	R. Collins
Dusty Rhoads	9/18/1908	at CLE	9.0	2	2	1-2	F. Arellanes

NOTE: There has never been a perfect game thrown against the Red Sox.

On 9/18/1934 at STL, Bobo Newsom pitched 9.0 hitless innings against the Red Sox, then allowed a hit in the 10th inning (BOS won, 2-1)

On 8/6/1967 at MIN, Dean Chance threw a complete game and allowed 0 hits in a 5.0-inning, rain-shortened win vs. BOS

Most Recent One-Hitters by Red Sox

PITCHER	DATE	OPP.	HITTER	HIT	INN.	OUT	SCORE
Bernardino (L), Pivetta, Martin	7/17/2023	at OAK	R. Noda	1B	1	1	1-0
Porcello	8/3/2018	NYY	Andújar	HR	3	0	4-1
Fister	8/22/2017	at CLE	F. Lindor	HR	1	0	9-1
Lester (L)	5/10/2013	TOR	M. Izturis	2B	6	2	5-0
Beckett	6/15/2011	at TB	R. Brignac	1B	3	2	3-0
Lester (L), Delcarmen, Bard, Papelbon	5/25/2010	at TB	W. Aybar	1B	4	1	2-0
Matsuzaka, Bard	5/22/2010	at PHI	J. Castro	1B	8	2	5-0
Schilling	6/7/2007	at OAK	S. Stewart	1B	9	2	1-0
Lester (L), Papelbon	7/18/2006	KC	M. Teahen	1B	2	1	1-0
Wells (L), Timlin, Foulke	6/14/2005	CIN	R. Freel	1B	6	2	7-0
H. Nomo	5/25/2001	TOR	S. Stewart	2B	4	0	4-0
P. Martinez	8/29/2000	at TB	J. Flaherty	1B	9	0	8-0
P. Martinez	9/10/1999	at NYY	C. Davis	HR	2	2	3-1
Sele, Gordon	9/3/1997	at MON	M. Lansing	HR	3	2	0-1
Darwin	8/18/1993	CWS	D. Pasqua	3B	8	1	5-0
Viola (L)	9/30/1992	at TOR	D. White	1B	9	0	1-0
Harris, Reardon	6/7/1990	NYY	J. Barfield	1B	5	2	3-0
Clemens	9/10/1988	CLE	D. Clark	1B	8	1	6-0
Nipper, Crawford	7/11/1985	at SEA	I. Calderon	1B	6	1	7-1
Tudor (L)	5/27/1983	at TOR	D. Collins	1B	4	1	2-0
Eckersley	9/26/1980	at TOR	J. Mayberry	HR	5	0	3-1

Notable Beginnings

Red Sox Who Pitched Shutouts in Their Major League Debut

PITCHER	DATE	OPPONENT	SCORE	HITS
Billy Rohr (L)	4/14/1967	at NYY	3-0	1
Dave Morehead	4/13/1963	at WAS	3-0	5
Dave Ferriss	4/29/1945 (G1)	at PHA	2-0	5
George Hockette	(L) 9/17/1934	at STL	3-0	2
Buck O'Brien	9/9/1911	at PHA	2-0	6
Larry Pape	7/6/1909 (G2)	vs. WAS	2-0	4
Rube Kroh (L)	9/30/1906 (G2)	at STL	2-0	2

Red Sox Who Pitched Shutouts in Their First Major League Start

(Had Previously Pitched In Relief)

PITCHER	DATE	OPPONENT	SCORE	HITS
Jim Wright	5/6/1978 (G2)	vs. CWS	3-0	7
Russ Kemmerer	7/18/1954 (G1)	vs. BAL	4-0	1
Ben Flowers	8/5/1953	vs. STL	5-0	8

Strikeout Records

Single-Game Strikeout Highs

RANK/PITCHER	SO	DATE/OPP	RANK/PITCHER	SO	DATE/OPP
1. Clemens	20	9/18/1996 at DET	11. Sale (L)	15	5/11/2018 at TOR
Clemens	20	4/29/1986 vs. SEA	Lester (L)	15	5/3/2014 vs. OAK
3. P. Martinez	17	5/6/2000 vs. TB	P. Martinez	15	7/23/2000 vs. CWS
P. Martinez	17	9/10/1999 at NYY	P. Martinez	15	5/12/2000 at BAL
Monbouquette	17	5/12/1961 at WAS	P. Martinez	15	9/4/1999 at SEA
Sale (L)	17	5/14/2019 vs. COL	P. Martinez	15	8/24/1999 at MIN
7. P. Martinez	16	4/8/2001 vs. TB	P. Martinez	15	5/12/1999 vs. SEA
P. Martinez	16	6/4/1999 vs. ATL	P. Martinez	15	5/7/1999 vs. ANA
Clemens	16	7/15/1988 vs. KC (G1)	Clemens	15	7/9/1988 at CWS (G2, 10)
Clemens	16	5/9/1988 at KC	Clemens	15	8/21/1984 vs. KC
			McDermott (L)	15	7/28/1951 vs. CLE (16)
			J. Wood	15	7/7/1911 at STL
			J. Harris	15	9/1/1906 vs. PHA

Single-Game Strikeout Highs by Opponent

RANK/PITCHER	SO	DATE/OPP	RANK/PITCHER	SO	DATE/OPP
1. N. Ryan	19	8/12/1974 at CAL	11. Mussina	15	9/24/2000 vs. BAL
N. Ryan	19	6/14/1974 at CAL (15)	R. Johnson (L)	15	4/10/1998 vs. SEA
J. Coombs	19	9/1/1906 vs. PHA	N. Ryan	15	5/6/1977 vs. CAL
4. R. Waddell (L)	17	9/5/1905 vs. PHA	N. Ryan	15	6/19/1976 at CAL
5. Clemens	16	7/12/1997 vs. TOR	N. Ryan	15	4/30/1974 vs. CAL
N. Ryan	16	7/9/1972 at CAL	M. Lolicch (L)	15	10/2/1972 at DET
H. Score (L)	16	5/1/1955 at CLE (G2)	D. Chance	15	6/2/1964 at LAA
J. Harshman (L)	16	7/25/1954 vs. CWS (G1)	C. Pascual	15	4/18/1960 at WAS
B. Feller	16	8/25/1937 at CLE (G1)	E. Walsh	15	8/11/1910 at CWS
R. Waddell (L)	16	7/9/1902 vs. PHA (17)	R. Waddell (L)	15	5/29/1907 at PHA (G2)

Club Fielding Records

+ML record (since 1900) ++tied for ML record *AL record **tied for AL record

Team Fielding, Season

MOST PUTOUTS	4,447 in 2017 (162 games)
FEWEST PUTOUTS (min. 150 games)	3,952 in 1938 (150 games)
MOST ASSISTS.....	2,174 in 1907 (155 games)
FEWEST ASSISTS (min. 150 games).....	1,309 in 2017 (162 games)
MOST CHANCES ACCEPTED.....	6,671 in 1910 (158 games)
FEWEST CHANCES ACCEPTED (min. 150 games).....	5,786 in 2021 (162 games)
MOST ERRORS.....	337 in 1901 (138 games)
FEWEST ERRORS.....	45 in 2020 (60 games); 66 in 2006 (162 games)
MOST ERRORLESS GAMES.....	108 in 2006 (162 games)
MOST CONSECUTIVE GAMES, without an error.....	18 in 2016 (9/13-10/1)
MOST DOUBLE PLAYS.....	204 in 1980 (160 games)
FEWEST DOUBLE PLAYS.....	59 in 2020 (60 games); 71 in 1908 (155 games)
MOST CONSECUTIVE GAMES, one or more double plays.....	25+++ (38 double plays), 1951
MOST TRIPLE PLAYS.....	3+++ in 1979 (160 games) and in 1924 (156 games)
MOST PASSED BALLS.....	37 in 2016 (162 games)
FEWEST PASSED BALLS.....	3 in 1975 (160 G); 1933 (149 G)
HIGHEST FIELDING PERCENTAGE.....	.98910 in 2006 (162 games)
LOWEST FIELDING PERCENTAGE.....	.943 in 1901 (138 games)

Triple Plays and Hidden Ball Plays

Recent Red Sox Triple Plays

DATE	OPP.	INN.	BATTER	BASES	DETAILS
8/15/2017	vs. STL	4	Y. Molina	123	Grounder to 3B Devers, touches 3B, to 2B Núñez, to 1B Moreland
8/16/2011	vs. TB (G2)	4	S. Rodriguez	12_	Grounder to 3B Lowrie, touches 3B, to 2B Pedroia, to 1B González
7/8/1994	vs. SEA	6	M. Newfield	12_	Liner caught by SS Valentin, touches 2B, tags runner*
7/28/1979	at TEX	1	A. Oliver	1_3	Pop fly to 2B Brohamer, to 1B Watson, to 3B Hobson
7/23/1979	vs. CAL	8	W. Aikens	123	Liner caught by SS Bureson, touches 2B, to 1B Yastrzemski
5/10/1979	vs. CAL	7	J. Rudi	12_	Pop fly to 2B Remy, to SS Bureson, to 1B Scott
5/25/1972	vs. BAL	4	E. Hendricks	12_	Liner to 1B Josephson, touches 1B, to SS Aparicio who tags runner
7/15/1967	vs. BAL	1	P. Blair	12_	Liner to 3B Foy, to 2B Andrews, to 1B Scott
4/23/1966	vs. CLE	9	M. Alvin	1_3	Grounder to 2B Smith, to SS Petrocelli, to 1B Scott, to C Tillman
8/18/1965	at BAL	1	B. Robinson	12_	Grounder to 3B Malzone, to 2B Mantilla, to 1B Horton, to 3B Malzone
9/28/1963	vs. LAA	7	F. Torres	12_	Bunt to P Smith, to 3B Malzone, to SS Bressoud, to 2B Mantilla (1B)
6/23/1954	at BAL	1	S. Mele	123	Grounder to SS Bolling, to 2B Consolo, to 1B Agganis, to C White

NOTE: The Red Sox have turned 30 triple plays in club history.

* Unassisted triple play, the 2nd in club history, also 1B George Burns on 9/14/1923 vs. Cleveland.

Recent Triple Plays by Opponents

DATE	OPP.	INN.	BATTER	BASES	DETAILS
7/25/2023	vs. ATL	3	T. Casas	12_	Flyball to CF Harris II, to 1B Olson, to 3B Riley
5/2/2017	vs. BAL	8	J. Bradley Jr.	12_	SS Hardy to 2B Schoop, tags runner, touches 2B, to 1B Davis
8/6/2001	vs. TEX	4	S. Hattenberg	12_	Liner to SS Rodriguez, to 2B Velarde, touches 2B, tags runner
6/6/1996	vs. CWS	1	T. Naehring	12_	Grounder to 3B Ventura, touches 3B, to 2B Durham, to 1B Thomas
7/17/1990*	vs. MIN	8	J. Reed	12_	Grounder to 3B Gaetti, touches 3B, to 2B Newman, to 1B Hrbek
7/17/1990*	vs. MIN	4	T. Brunsansky	123	Grounder to 3B Gaetti, touches 3B, to 2B Newman, to 1B Hrbek
7/4/1988	at KC	4	J. Rice	12_	Pop fly to CF Wilson, to 2B White, to 1B Brett
4/28/1971	vs. MIL	3	B. Conigliaro	1_3	Grounder to SS Auerbach, to 2B Kubiak, to 1B Hegan, to C Rodriguez
9/4/1966 (G2)	at KCA	1	T. Conigliaro	123	Grounder to SS Campaneris, to 2B Green, to 1B Talton, to C Roof
9/4/1965 (G2)	at NYY	2	B. Tillman	12_	Grounder to 3B Boyer, to 2B Richardson, to 1B Pepitone, to 3B Boyer
4/24/1954	at WAS	3	K. Olson	12_	Bunt pop to P McDermott, to SS Hoderlein, to 1B Sievers
8/29/1953	at CWS	9	K. Olson	12_	Liner to 1B Fain, tags 1B, to SS Carrasquel (2B)

NOTE: The Red Sox have hit into 34 triple plays in club history.

* Red Sox became the first team in Major League history to hit into 2 triple plays in the same game.

Recent Red Sox Hidden Ball Plays

PLAYER, POS	DATE	OPP.	INN.	BASE	DETAILS/BASE RUNNER
Julio Lugo, SS	6/8/2007	at ARI	3	2B	Lugo/A. Callaspo
Steve Lyons, 2B	5/13/1991	vs. CWS	4	2B	Lyons/O. Guillen
Marty Barrett, 2B	9/5/1988	at BAL	4	2B	Flip to J. Reed/J. Traber
Marty Barrett, 2B	7/21/1985	vs. CAL	6	2B	Flip to G. Hoffman/D. DeCinces
Marty Barrett, 2B	7/7/1985	at CAL	2	2B	Barrett/B. Grich
Jackie Gutierrez, SS	8/17/1984	vs. MIN	7	2B	Gutierrez/T. Teufel

NOTE: There have been 18 documented hidden ball plays by Red Sox players. Marty Barrett (see above) and SS Johnny Pesky are the only known Sox to do so more than once. Pesky had 3 hidden ball plays vs. Bill Zuber (1942, WAS), Tommy Henrich (1942, NYY), and Buddy Lewis (1947, WAS). Thanks to Bill Deane of SABR for his research.

Errorless Streaks

Consecutive Games

FIRST BASE

Season: *135 K. Youkilis 4/2-9/30/2007
Career: 238 K. Youkilis 7/5/2006-6/6/2008

SECOND BASE

Season: 73 B. Doerr 6/23-9/19/1948(G2)
Career: 114 D. Pedroia 8/20/2016-7/18/2017

SHORTSTOP

Season: 57 Al. Gonzalez 4/11-6/30/2006
Career: 57 Al. Gonzalez 4/11-6/30/2006

THIRD BASE

Season: 77 R. Petrocelli 6/8-8/29/1971
Career: 77 R. Petrocelli 6/8-8/29/1971

OUTFIELD

Season: 154 J. Ellsbury 4/1-9/28/2011
Career: 290 J. Ellsbury 7/29/2009-9/1/2012

CATCHER

Season: 90 T. Pena 4/10-8/20/1993
Career: 144 P. Daley 6/13/1956-9/10/1958

PITCHER (STARTER)

Season: 47 E. Morris 4/11-9/27/1928
Career: 96 B. Monbouquette 9/9/1962-7/4/1965

PITCHER (RELIEVER)

Season: 76 M. Timlin (15 TC) 4/4-10/2/2004
Career: 257 R. Garces (61 TC) 4/30/1996-7/20/2001

Consecutive Chances

FIRST BASE

Season: *1,300 S. McInnis 5/31-10/2/1921
Career: *2,379 K. Youkilis 7/4/2006-6/6/2008

SECOND BASE

Season: 414 B. Doerr 6/22-9/19/1948(G2)
Career: 436 D. Pedroia 7/29/2009-5/20/2010

SHORTSTOP

Season: 222 V. Stephens 6/4-7/28/1950
Career: 227 R. Petrocelli 8/20/1968-5/30/1969

THIRD BASE

Season: 232 R. Petrocelli 6/8-8/31/1971
Career: 232 R. Petrocelli 6/8-8/31/1971

OUTFIELD

Season: 394 J. Ellsbury 4/1-9/28/2011
Career: 707 J. Ellsbury 7/28/2009-9/3/2012

CATCHER

Season: 640 S. León 5/24-9/30/2018
Career: 1,053 J. Varitek 7/24/2009-9/14/2011

PITCHER (STARTER)

Season: 84 Ja. Russell 4/20-9/26/1929
Career: 160 B. Monbouquette 9/9/1962-7/4/1965

*AL Record

Career Fielding Leaders

Games Played

FIRST BASE

- G. Scott 988
- Vaughn 928
- Todt 852
- Foxx 807
- Yastrzemski 765

THIRD BASE

- Boggs 1,520
- Malzone 1,335
- Gardner 929
- Devers 821
- Tabor 789

CATCHER

- Varitek 1,488
- Fisk 990
- S. White 967
- Gedman 858
- Vázquez 651

SECOND BASE

- Doerr 1,852
- Pedroia 1,492
- H. Ferris 983
- Barrett 906
- Remy 685

SHORTSTOP

- Bogaerts 1,192
- E. Scott 1,093
- Burleson 1,004
- GarciaParra 956
- Parent 909

OUTFIELD

- T. Williams 2,151
- Evans 2,079
- Yastrzemski 2,076
- Hooper 1,637
- Rice 1,543

Fielding Percentage

FIRST BASE

- Youkilis997
- McInnis996
- Runnels995
- Yastrzemski994
- Todt992

SHORTSTOP

- Bogaerts978
- Valentin972
- V. Stephens971
- Burleson970
- Petrocelli970

PITCHER

- Monbouquette985
- Dobson980
- F. Sullivan979
- D. Ferris979
- W. Nixon977

SECOND BASE

- Pedroia991
- M. Barrett986
- Ch. Schilling985
- Jo. Reed984
- Remy982

CATCHER

- Vázquez994
- T. Pena994
- Varitek994
- Tillman988
- R. Ferrell987

NOTE: Min. 200 total chances for pitchers;
 min. 400 games for all other positions.

THIRD BASE

- Lowell972
- Petrocelli970
- Pesky963
- Boggs959
- Malzone956

OUTFIELD

- Ellsbury995
- Da. Lewis992
- Betts992
- Bradley Jr.991
- Damon991

Career Fielding Leaders, Continued

Assists

FIRST BASE

1. J. Fojx.....	614
2. Todt.....	610
3. G. Scott.....	590
4. Vaughn.....	544
5. Yastrzemski.....	512

SECOND BASE

1. Doerr.....	5,710
2. Pedroia.....	4,004
3. H. Ferris.....	3,063
4. M. Barrett.....	2,627
5. Remy.....	1,988

THIRD BASE

1. Boggs.....	2,956
2. Malzone.....	2,824
3. L. Gardner.....	1,821
4. Tabor.....	1,662
5. J. Collins.....	1,573

SHORTSTOP

1. E. Scott.....	3,394
2. Burleson.....	3,240
3. Parent.....	2,979
4. Bogaerts.....	2,972
5. Garciaparra.....	2,721

CATCHER

1. Criger.....	877
2. Carrigan.....	854
3. Varitek.....	541
4. S. White.....	482
5. Fisk.....	480

OUTFIELD

1. Hooper.....	260
2. Speaker.....	207
3. Yastrzemski.....	195
4. Du. Lewis.....	180
5. D. Evans.....	151

PITCHER

1. C. Young.....	689
2. Winter.....	466
3. Mays.....	450
4. Dinneen.....	405
5. J. Wood.....	402

Double Plays

FIRST BASE

1. G. Scott.....	815
2. Vaughn.....	785
3. J. Fojx.....	707
4. Todt.....	677
5. Yastrzemski.....	610

SECOND BASE

1. Doerr.....	1,507
2. Pedroia.....	940
3. M. Barrett.....	578
4. Remy.....	466
5. Goodman.....	443

THIRD BASE

1. Boggs.....	299
2. Malzone.....	286
3. Tabor.....	153
4. Petrocelli.....	150
5. Devers.....	148

SHORTSTOP

1. Burleson.....	698
2. Bogaerts.....	613
3. Cronin.....	565
4. Garciaparra.....	534
5. E. Scott.....	440

CATCHER

1. S. White.....	79
2. Varitek.....	72
3. Carrigan.....	66
4. Criger.....	62
5. Fisk.....	61

OUTFIELD

1. Speaker.....	64
2. Hooper.....	56
3. D. Evans.....	40
4. Du. Lewis.....	35
5. DiMaggio.....	32

PITCHER

1. B. Stanley.....	38
2. F. Sullivan.....	30
3. W. Nixon.....	27
Parnell.....	27
5. Wakefield.....	26

Putouts

FIRST BASE

1. Todt.....	8,676
2. G. Scott.....	8,560
3. Vaughn.....	7,842
4. J. Fojx.....	7,126
5. Yastrzemski.....	6,459

SECOND BASE

1. Doerr.....	4,928
2. Pedroia.....	2,574
3. H. Ferris.....	2,410
4. M. Barrett.....	1,820
5. Goodman.....	1,420

THIRD BASE

1. Malzone.....	1,270
2. Boggs.....	1,165
3. L. Gardner.....	1,008
4. J. Collins.....	968
5. Tabor.....	853

SHORTSTOP

1. E. Scott.....	2,310
2. He. Wagner.....	1,923
3. Parent.....	1,856
4. Burleson.....	1,826
5. Cronin.....	1,767

CATCHER

1. Varitek.....	10,166
2. Vázquez.....	5,315
3. Fisk.....	5,111
4. Gedman.....	4,675
5. S. White.....	4,458

OUTFIELD

1. D. Evans.....	4,255
2. T. Williams.....	4,159
3. Yastrzemski.....	3,941
4. DiMaggio.....	3,859
5. Rice.....	3,103

PITCHER

1. Clemens.....	214
2. Wakefield.....	213
3. Buchholz.....	132
4. Brewer.....	125
5. B. Stanley.....	122

Opening Day Starts

POS.	PLAYER	# OF LINEUPS	YEARS
RHP	Roger Clemens	8	1988-94, '96
LHP	Jon Lester	4	2011-14
	Mel Parnell	4	1950, '52-54
C	Jason Varitek	10	2000-09
1B	George Scott	7	1967-68, '70-71, '77-79
	Mo Vaughn	7	1992-98
2B	Bobby Doerr	13	1937-41, '43-44, '46-51
SS	Xander Bogaerts	9	2014-22
3B	Wade Boggs	10	1983-92
LF	Carl Yastrzemski	15	1961-72, '74, '78-79
CF	Dom DiMaggio	9	1941-42, '46-52
RF	Dwight Evans	14	1973, '75-76, '78-87, '89
DH	David Ortiz	11	2004-12, '14, '16

NOTE: Carl Yastrzemski started a club-record 22 Opening Days (15 LF, 4 1B, 2 DH, 1 RF). Jack Rothrock had the most Opening Day positions played with 5 from 1928-32 (SS, 3B, LF, CF, RF). Billy Goodman (1B, 2B, LF, RF), Dwight Evans (1B, RF, CF, DH), and Carl Yastrzemski (1B, LF, RF, DH) started at 4 positions.

Single-Season Fielding Leaders

Putouts

FIRST BASE

1. Todt *1,755, 1926
2. LaChance *1,691, 1904
3. McInnis 1,586, 1920
4. McInnis 1,549, 1921
5. LaChance *1,544, 1902

SECOND BASE

1. Wambsgans *463, 1924
2. Doerr *443, 1950
3. H. Ferris *424, 1907
4. Doerr *420, 1946
5. Doerr *415, 1943

THIRD BASE

1. J. Collins 203, 1901
2. J. Collins *191, 1904
3. Gardner 187, 1914
4. Pesky *184, 1949
5. Lord 181, 1908

SHORTSTOP

1. E. Scott *380, 1921
2. He. Wagner *373, 1908
3. He. Wagner 332, 1912
4. E. Scott *330, 1920
5. Parent 327, 1904

CATCHER

1. Vázquez *1,136, 2021
2. Vázquez 994, 2019
3. Varitek *972, 1999
4. Wong 953, 2023
5. Varitek *937, 2007

OUTFIELD

1. DiMaggio *503, 1948
2. T. Oliver *477, 1930
3. Piersall *455, 1956
4. Cramer *443, 1936
5. DiMaggio *439, 1942

PITCHER

1. Boyd *42, 1985
2. J. Wood *41, 1912
3. Clemens *31, 1991
4. Monbouquette *31, 1963
5. Wakefield 30, 2005

Double Plays

FIRST BASE

1. York *154, 1946
2. Foss 153, 1938
3. T. Perez 150, 1980
4. G. Scott 150, 1977
5. Lupien *149, 1943

SECOND BASE

1. Doerr 134, 1949
2. Doerr *132, 1943
3. Doerr 130, 1950
4. Doerr *129, 1946
5. Ch. Schilling 121, 1961

THIRD BASE

1. Pesky *48, 1949
2. Malzone *45, 1961
3. Boggs 40, 1983
4. Malzone *40, 1959
5. Lowell 39, 2006

Fielding Percentage

FIRST BASE

1. Youkilis *1,000, 2007
2. McInnis *999, 1921
3. Ad. González 998, 2012
4. Moreland 998, 2018
5. Ad. González997, 2011

SECOND BASE

1. Pedroia *997, 2014
2. Loretta 994, 2006
3. Pedroia 993, 2013
4. Doerr 993, 1948
5. Pedroia *992, 2012

THIRD BASE

1. Lowell987, 2006
2. Petrocelli *976, 1971
3. Hatten 976, 1955
4. Pesky 974, 1950
5. Mueller972, 2005

SHORTSTOP

1. Al. Gonzalez *985, 2006
2. S. Drew 984, 2013
3. Bogaerts 984, 2015
4. Bogaerts 983, 2021
5. Bogaerts 983, 2022

CATCHER

1. Cerone *1,000, 1988
2. Daley *1,000, 1957
3. Vázquez *999, 2019
4. León 999, 2018
5. Varitek 998, 2004

OUTFIELD

1. Bradley Jr. *1,000, 2020
2. Ellsbury *1,000, 2011
3. Bay *1,000, 2009
4. Ellsbury *1,000, 2008
5. Yastrzemski *1,000, 1977
6. Harrelson *1,000, 1968

PITCHER

1. Eovaldi *1,000, 2021
2. Pérez *1,000, 2020
3. Lowe *1,000, 2003
4. Monbouquette *1,000, 1963
5. Parnell *1,000, 1949

SHORTSTOP

1. Burleson *147, 1980
2. V. Stephens *128, 1949
3. V. Stephens 115, 1950
4. Garciparrá *113, 1997
5. V. Stephens 113, 1948

CATCHER

1. Ruel *17, 1922
2. Pena *15, 1991
3. Walters 15, 1920
4. Schang *15, 1919
5. Hatteberg *13, 1997
6. Pena 13, 1990
7. Gedman 13, 1985
8. Fisk 13, 1978
9. S. White *13, 1957
10. S. White 13, 1956
11. Tebbetts 13, 1949

Assists

FIRST BASE

1. Buckner *184, 1985
2. Buckner *157, 1986
3. Quintana *137, 1990
4. Stuart *134, 1963
5. Todt *126, 1926

SECOND BASE

1. Wambsgans 494, 1924
2. Doerr *490, 1943
3. Pratt 484, 1922
4. Doerr *483, 1946
5. Doerr 480, 1940

THIRD BASE

1. Malzone 378, 1958
2. Malzone 370, 1957
3. Boggs 368, 1983
4. Malzone 357, 1959
5. Tabor 338, 1939

SHORTSTOP

1. He. Wagner 569, 1908
2. V. Stephens *540, 1948
3. Burleson 528, 1980
4. E. Scott 528, 1921
5. Burleson 523, 1979

CATCHER

1. Criger *156, 1903
2. Criger *147, 1905
3. Carrigan 134, 1910
4. Schang 131, 1919
5. Carrigan 127, 1913

OUTFIELD

1. Speaker *35, 1912
2. Speaker *35, 1909
3. Flagstead *33, 1923
4. Speaker *30, 1913
5. Hooper *30, 1910

PITCHER

1. Mays *122, 1918
2. Mays *118, 1917
3. Mays 117, 1916
4. J. Wood 110, 1912
5. Tannehill 107, 1904

OUTFIELD

1. Speaker *12, 1914
2. Speaker *12, 1909
3. Leibold *9, 1921
4. Speaker *9, 1912
5. Du. Lewis 9, 1910
6. Stahl *9, 1906

PITCHER

1. Ferriss *10, 1945
2. B. Stanley *8, 1980
3. Ehmke 8, 1923
4. Brewer 7, 1958
5. Hughson 7, 1942
6. B. Weiland 7, 1932
7. Bush *7, 1920

* led AL

NOTE: Min. 60 total chances for pitchers; min. 0.5 G/Team G for catchers; min. 0.67 G/Team G for all other positions.

Single-Game Fielding Records

+ML record (since 1900) ++tied for ML record *AL record **tied for AL record

First Base

Putouts (9 inn.) - 21

Bill Sweeney (6/24/1931), Stuffy McInnis (7/19/1918)

Putouts (extra inn.) - 31

Bob Unglaub (20 inn., 7/4/1905-G2)

Assists (9 inn.) - 6

Bill Buckner (6/14/1986), Stuffy McInnis (8/22/1918)

Assists (extra inn.) - 5

Bill Buckner (12 inn., 7/10/1986; 10 inn., 5/10/1985)

Chances accepted (9 inn.) - 22++

Stuffy McInnis (7/19/1918)

Chances accepted (extra inn.) - 32

Bob Unglaub (20 inn., 7/14/1905-G2)

Double plays (9 inn.) - 5

Many players, last: Shaw (4/18/2016)

Double plays (extra inn.) - 6**

Adrian González (17 inn., 5/6/2012)

Second Base

Putouts (9 inn.) - 10

Max Bishop (4/30/1934), Hobe Ferris (5/13/1901)

Putouts (extra inn.) - 11

Hobe Ferris (15 inn., 6/21/1902)

Assists (9 inn.) - 11

Hobe Ferris (9/23/1905-G1)

Assists (extra inn.) - 12

Hobe Ferris (20 inn., 7/4/1905-G2)

Chances accepted (9 inn.) - 16

Bobby Doerr (5/30/1946-G2), Hobe Ferris (5/13/1901)

Chances accepted (extra inn.) - 19

Dustin Pedroia (17 inn., 5/6/2012)

Double plays (9 inn.) - 5

Dustin Pedroia (4/18/2016), Bobby Doerr (8/8/1946-G2)

Double plays (extra inn.) - 5

Dustin Pedroia (17 inn., 5/6/2012)

Third Base

Putouts (9 inn.) - 6

Many players, last: Wade Boggs (5/2/1988)

Putouts (extra inn.) - 6

Harry Lord (11 inn., 7/20/1910)

Assists (9 inn.) - 10

Freddy Sanchez (6/14/2003), Frank Malzone (9/24/1957),

Vern Stephens (5/23/1951)

Assists (extra inn.) - 10

Eddie Foster (13 inn., 5/5/1920)

Chances accepted (9 inn.) - 14**

Rafael Devers (9/8/2019)

Chances accepted (extra inn.) - 14

Jimmy Collins (15 inn., 6/21/1902)

Double plays (9 inn.) - 4++

Wade Boggs (8/9/1985)

Double plays (extra inn.) - 3

Frank Malzone (15 inn., 7/3/1958),

Johnny Tobin (13 inn., 4/29/1945-G2)

Shortstop

Putouts (9 inn.) - 10

Vern Stephens (6/25/1950-G1), Heinie Wagner (7/27/1907)

Putouts (extra inn.) - 8

Rabbit Warstler (15 inn., 7/23/1932-G1), Buddy Myer (12

inn., 6/10/1927), Heinie Wagner (15 inn., 7/3/1913)

Assists (9 inn.) - 11

Rick Burleson (5/7/1977), Eddie Bressoud (9/18/1962),

Topper Rigney (7/15/1926-G2)

Assists (extra inn.) - 13

Everett Scott (14 inn., 9/13/1920)

Outfield

Putouts (9 inn.) - 12++

Jacoby Ellsbury, CF (5/20/2009)

Putouts (extra inn.) - 11

Gary Geiger, CF (13 inn., 7/4/1963-G1),

Lu Clinton (15 inn., 7/13/1962)

Assists (9 inn.) - 3

Many players, last: Reggie Smith, RF (9/23/1972)

Assists (extra inn.) - 3

Ted Williams, LF (11 inn., 5/5/1948)

Chances accepted (9 inn.) - 12**

Jacoby Ellsbury, CF (5/20/2009)

Chances accepted (extra inn.) - 11

Gary Geiger, CF (13 inn., 7/4/1963-G1)

Double plays (9 inn.) - 3++

Ira Flagstead, CF (4/19/1926-G2)

Double plays (extra inn.) - 2

Many players, last: Johnny Damon (13 inn., 4/8/2004)

Catchers

Putouts (9 inn.) - 20++

Rich Gedman (4/29/1986)

Putouts (extra inn.) - 23

Christian Vázquez (10 inn., 9/25/2016)

Assists (9 inn.) - 8+

Wally Schang (5/12/1920)

Assists (extra inn.) - 6

Lou Criger (15 inn., 6/21/1902)

Chances accepted (9 inn.) - 20

Bill Haselman (9/18/1996), Rich Gedman (4/29/1986)

Chances accepted (extra inn.) - 23

Christian Vázquez (10 inn., 9/25/2016)

Double plays (9 inn.) - 3

George Bischoff (4/19/1926-G2)

Double plays (extra inn.) - 2

Many players, last: Rich Gedman (14 inn., 6/20/1982)

Pitchers

Putouts (9 inn.) - 5

Al Nipper (9/18/1985), Al Nipper (7/15/1984),

Bill Butland (8/30/1942-G2), Elmer Steele (9/14/1908)

Putouts (extra inn.) - 4

Rob Woodward (12 inn., 10/4/1985), Jim Lonborg (10 inn.,

9/7/1969), Tom Brewer (10 inn., 9/13/1956)

Assists (9 inn.) - 10

Carl Mays (8/26/1916), Jesse Tannehill (4/27/1905)

Assists (extra inn.) - 11

Jack Quinn (14 inn., 4/29/1922)

Chances accepted (9 inn.) - 11

Lloyd Brown (9/13/1933), Jack Russell (5/17/1928),

Babe Ruth (5/4/1918)

Chances accepted (extra inn.) - 12

Carl Mays (17 inn., 7/14/1916)

Double plays (9 inn.) - 3

Walt Masterson (6/25/1950-G2), Joe Heving (8/17/1938-G2)

Double plays (extra inn.) - 2

Many players, last: Jeff Suppan (11 inn., 5/29/1997)

Chances accepted (9 inn.) - 15

Many players, last: Rick Burleson (7/7/1977)

Chances accepted (extra inn.) - 18

Fred Parent (17 inn., 7/9/1902)

Double plays (9 inn.) - 5

Many players, last: Rick Burleson (7/22/1980)

Double plays (extra inn.) - 5

Vern Stephens (11 inn., 5/5/1948)

Miscellaneous Fielding

Position Players Who Have Caught (Since 1972)

PLAYER	GAME	DETAILS
Tzu-Wei Lin	8/13/2020 vs. TB	Was SS; caught 9th
Steve Lyons	9/8/1993 at WAS	PH; caught last of 8th, no chances
Randy Kutchner	6/8/1989 at NYY	PH; (hit 2-out, 2-R 2B in 9th to tie score 7-7); caught 9th, 10th, 11th (1 PO)
Mike Greenwell	7/17/1987 vs. OAK	Was DH; Sox scored 3 R in last of 9th to tie 4-4; caught 10th (3 PO and 1 E)

Pitchers Who Have Played Other Positions

YEAR	PITCHER	POSITIONS	YEAR	PITCHER	POSITIONS
2009	Javier Lopez	P-14, RF-1	1916	Sam Jones	P-12, OF-1
1980	Tom Burgmeier	P-62, LF-1	1913	Charles Hall	P-35, 3B-1
1942	Mike Ryba	P-18, C-3	1910	Charles Hall	P-35, OF-3
1940	Jim Bagby, Jr.	P-36, OF-1		Chris Mahoney	P-2, OF-1
1929	Red Ruffing	P-35, OF-2	1906	Ralph Glaze	P-13, 3B-1
1928	D. MacFayden	P-33, OF-1	1904	Jesse Tannehill	P-32, OF-3
1925	Joe Lucy	P-7, SS-3	1902	Tom Hughes	P-9, OF-5
1921	Joe Bush	P-37, OF-4	1901	Fred Mitchell	P-17, INF-3
1920	Joe Bush	P-35, OF-2		George Cuppy	P-13, OF-4
1919	Babe Ruth	P-17, OF-111, 1B-4		Charles Beville	P-2, 1B-1
1918	Babe Ruth	P-20, OF-59, 1B-13			
	Walt Kinney	P-5, OF-1			

Position Players Who Have Pitched

PITCHER	GAME	SEASON POSITIONS	PITCHING LINE
Pablo Reyes	8/6/2023 vs. TOR	SS-31, 2B-30, 3B-4, 1B-2, DH-2	1.0 IP, 1 H, 0 R, 0 ER, 2 BB, 0 SO
Pablo Reyes	5/15/2023 vs. SEA	SS-31, 2B-30, 3B-4, 1B-2, DH-2	1.0 IP, 2 H, 1 R, 1 ER, 2 BB, 0 SO
Reese McGuire	8/23/2022 vs. TOR	C-32	1.0 IP, 0 H, 0 R, 0 ER, 0 BB, 0 SO
Yolmer Sanchez	7/22/2022 vs. TOR	2B-14	1.0 IP, 3 H, 1 R, 1 ER, 0 BB, 0 SO
Jackie Bradley Jr.	7/8/2022 vs. NYY	OF-91	1.0 IP, 1 H, 1 R, 1 ER, 3 BB, 1 SO
Kevin Plawecki	5/1/2022 at BAL	C-58	1.0 IP, 1 H, 0 R, 0 ER, 0 BB, 0 SO
Jonathan Araúz	8/6/2021 at TOR	SS-13, 2B-12, 3B-2	1.0 IP, 2 H, 1 R, 1 ER, 0 BB, 0 SO
Kevin Plawecki	7/29/2021 vs. SEA	C-53, DH-5, 1B-2	1.0 IP, 0 H, 0 R, 0 ER, 0 BB, 0 SO
Christian Arroyo	6/13/2021 vs. TOR	2B-51, DH-2, SS-2, 1B-1	1.0 IP, 1 H, 2 R, 0 ER, 1 BB, 0 SO
Marwin Gonzalez	6/13/2021 vs. TOR	2B-39, 1B-17, 3B-11, LF-12, SS-12, RF-2	1.0 IP, 0 H, 0 R, 0 ER, 0 BB, 0 SO
Tzu-Wei Lin	9/4/2020 vs. BAL	SS-12, 2B-6, LF-4, RF-3, CF-2, C-1, DH-1	1.0 IP, 4 H, 3 R, 3 ER, 0 BB, 0 SO
José Peraza	8/13/2020 vs. TB	2B-27, LF-5, SS-3, 3B-1	0.1 IP, 2 H, 1 R, 1 ER, 0 BB, 0 SO
Kevin Plawecki	8/13/2020 vs. TB	C-20, 1B-2, DH-2	0.2 IP, 0 H, 0 R, 0 ER, 1 BB, 0 SO
Eduardo Núñez	4/5/2019 at ARI	2B-31, 3B-8, SS-6	1.0 IP, 1 H, 1 R, 1 ER, 0 BB, 0 SO
Mitch Moreland	8/25/2017 vs. BAL	1B-138, DH-9	1.0 IP, 2 H, 0 R, 0 ER, 0 BB, 1 SO
Ryan LaMarre	7/2/2016 vs. LAA	LF-2, RF-1	1.0 IP, 2 H, 0 R, 0 ER, 0 BB, 0 SO
Mike Carp	4/24/2014 vs. NYY	1B-20, OF-12, 3B-1	1.0 IP, 0 H, 1 R, 1 ER, 5 BB, 0 SO
Darnell McDonald	5/6/2012 vs. BAL	OF-31, DH-3	1.0 IP, 2 H, 3 R, 3 ER, 2 BB, 0 SO (L)
Darnell McDonald	8/26/2011 vs. OAK	OF-67, DH-8	1.0 IP, 1 H, 2 R, 2 ER, 2 BB, 0 SO
Bill Hall	5/28/2010 vs. KC	OF-65, 2B-51, SS-6, 3B-5	1.0 IP, 0 H, 0 R, 0 ER, 0 BB, 0 SO
Jonathan Van Every	5/8/2010 vs. NYY	OF-21	1.0 IP, 2 H, 2 R, 2 ER, 0 BB, 1 SO
Dusty Brown	9/30/2009 vs. TOR	C-6	1.0 IP, 2 H, 1 R, 1 ER, 0 BB, 1 SO
Nick Green	8/27/2009 vs. CWS	SS-81, 3B-9, 2B-7, OF-3	2.0 IP, 0 H, 0 R, 0 ER, 3 BB, 0 SO
Jonathan Van Every	4/30/2009 at TB	OF-6	0.2 IP, 1 H, 0 R, 0 ER, 1 BB, 0 SO
David McCarty	10/3/2004 at BAL		2.0 IP, 1 H, 0 R, 0 ER, 0 BB, 3 SO
David McCarty	6/12/2004 vs. LA		1.0 IP, 0 H, 0 R, 0 ER, 0 BB, 1 SO
David McCarty	4/9/2004 vs. TOR	1B-67, OF-17	0.2 IP, 1 H, 1 R, 1 ER, 1 BB, 0 SO
Mike Benjamin	6/21/1997 at DET	1B-4, 2B-5, 3B-19, SS-19	1.0 IP, 0 H, 0 R, 0 ER, 0 BB, 0 SO
Andy Tomberlin	5/20/1994 at MIN	OF-11, DH-1	2.0 IP, 1 H, 0 R, 0 ER, 1 BB, 1 SO
Steve Lyons	7/21/1991 vs. MIN	OF-47, INF-31	1.0 IP, 2 H, 0 R, 0 ER, 0 BB, 1 SO
Danny Heep	5/25/1990 at MIN	OF-14, 1B-5	1.0 IP, 4 H, 1 R, 1 ER, 0 BB, 0 SO
George Schmees	9/17/1952 at STL		2.0 IP, 4 H, 2 R, 2 ER, 0 BB, 0 SO
George Schmees	9/20/1952 at WAS	OF-38, 1B-2	4.0 IP, 5 H, 0 R, 0 ER, 2 BB, 2 SO
Eddie Lake	7/16/1944 at NYY	INF-45	2.0 IP, 2 H, 3 R, 1 ER, 1 BB, 0 SO, 2 HB
Eddie Lake	7/9/1944 vs. CLE-G1		3.0 IP, 5 H, 3 R, 3 ER, 2 BB, 3 SO
Eddie Lake	7/5/1944 vs. DET		6.0 IP, 6 H, 3 R, 3 ER, 2 BB, 1 SO
Eddie Lake	6/23/1944 vs. WAS		4.0 IP, 3 H, 1 R, 1 ER, 3 BB, 1 SO, 1 HB
Eddie Lake	6/2/1944 at DET		2.0 IP, 0 H, 0 R, 0 ER, 1 BB, 1 SO
Eddie Lake	5/17/1944 vs. STL-G2		2.1 IP, 4 H, 3 R, 1 ER, 2 BB, 1 SO
Ted Williams	8/24/1940 vs. DET-G1	OF-143	2.0 IP, 3 H, 1 R, 1 ER, 0 BB, 1 SO
Jimmie Foxx	8/6/1939 vs. DET	1B-123	1.0 IP, 0 H, 0 R, 0 ER, 0 BB, 1 SO
Doc Cramer	8/30/1938 vs. STL	OF-140	4.0 IP, 3 H, 2 R, 2 ER, 3 BB, 1 SO
Robert Reeves	9/7/1931 vs. WAS	2B-29	7.1 IP, 6 H, 3 R, 3 ER, 1 BB, 0 SO
Jack Rothrock	9/24/1928 at DET	OF-53, INF-49	1.0 IP, 0 H, 0 R, 0 ER, 0 BB, 0 SO
Doug Taitt	7/25/1928 at CLE	OF-139	1.0 IP, 2 H, 3 R, 3 ER, 2 BB, 1 SO
Henry Eibel	7/7/1920 at PHA-G1	OF-5, 1B-1	4.2 IP, 5 H, 2 R, 2 ER, 1 BB, 1 SO
Henry Eibel	7/2/1920 vs. WAS		2.0 IP, 1 H, 0 R, 0 ER, 1 BB, 1 SO
Henry Eibel	6/22/1920 at CLE		3.1 IP, 4 H, 2 R, 2 ER, 1 BB, 3 SO
Tris Speaker	10/7/1914 vs. WAS	OF-156, 1B-1	1.0 IP, 2 H, 1 R, 1 ER, 0 BB, 0 SO
Duffy Lewis	10/3/1913 at WAS-G2	OF-142	1.0 IP, 3 H, 2 R, 2 ER, 0 BB, 1 SO
Harry Hooper	10/3/1913 at WAS-G2	OF-147	2.0 IP, 2 H, 0 R, 0 ER, 1 BB, 0 SO

History & Records



Postseason



Red Sox in the Postseason

The Red Sox have won 4 of the last 20 World Series titles (2004, 2007, 2013, 2018), Major League Baseball's most since 2000. The Sox' 9 World Series titles are tied with the Athletics for 3rd all-time behind the Yankees (27) and Cardinals (11).

The Red Sox are 108-91-1 all-time in postseason play, having advanced to the postseason 25 times in 123 American League seasons (1901-2023), including 11 times in the last 21 years. Boston is 24-16 in 40 postseason series, having gone 8-6 in 14 trips to the AL Division Series (26-26 in Division Series play), 6-6 in 12 trips to the AL Championship Series (32-36 in Championship Series play), and 9-4 in 13 trips to the World Series (49-29-1 in World Series games). Each of the Red Sox' 4 series losses in the Fall Classic was a 7-game set (1946, '67, '75, '86).

The Boston Americans, who became the Red Sox in 1908, won the 1st World Series ever held (1903), 1 of only 4 best-of-9 Series to be played (again in 1919-21). By beating the Pittsburgh Pirates of the more established National League, they caused such an embarrassment that the NL refused to participate the following year when the Red Sox repeated as AL Champions.

Boston set a Major League record with an 8-game winning streak to close out its run to the World Championship in 2004 (matched in 2005 by the Chicago White Sox, who won their final 8 games en route to the Championship). The Red Sox also had a 7-game winning streak starting from Game 5 of the 2007 ALCS through their World Series win in 2007.

The Red Sox are 58-39-1 in postseason home games, including 51-37-1 at Fenway Park. They also hosted World Series games at the Huntington Avenue Grounds in 1903 and at Braves Field in 1915 and 1916. The Sox clinched World Series titles at home in 1903 at the Huntington Avenue Grounds, in 1912 during Fenway Park's inaugural season, in 1916 at Braves Field, and in 1918 and 2013 at Fenway Park.

Red Sox in the Wild Card Round

YEAR	OPPONENT	WINNER	W-L	SCORES
2021	New York Yankees	RED SOX	1-0	W 6-2

Red Sox in the Division Series

YEAR	OPPONENT	WINNER	W-L	SCORES
1995	Cleveland Indians	Indians	0-3	@ L 4-5 (13), @ L 0-4, L 2-8
1998	Cleveland Indians	Indians	1-3	@ W 11-3, @ L 5-9, L 3-4, L 1-2
1999	Cleveland Indians	RED SOX	3-2	@ L 2-3, @ L 1-11, W 9-3, W 23-7, @ W 12-8
2003	Oakland Athletics	RED SOX	3-2	@ L 4-5 (12), @ L 1-5, W 3-1 (11), W 5-4, @ W 4-3
2004	Anaheim Angels	RED SOX	3-0	@ W 9-3, @ W 8-3, W 8-6 (10)
2005	Chicago White Sox	White Sox	0-3	@ L 2-14, @ L 4-5, L 3-5
2007	Los Angeles Angels	RED SOX	3-0	W 4-0, W 3-6, @ W 9-1
2008	Los Angeles Angels	RED SOX	3-1	@ W 4-1, @ W 7-5, L 4-5 (12), @ W 3-2
2009	Los Angeles Angels	Angels	0-3	@ L 0-5, @ L 1-4, L 6-7
2013	Tampa Bay Rays	RED SOX	3-1	W 12-2, W 7-4, @ L 4-5, @ W 3-1
2016	Cleveland Indians	Indians	0-3	@ L 4-5, @ L 0-6, L 3-4
2017	Houston Astros	Astros	1-3	@ L 2-8, @ L 2-8, W 10-3, L 4-5
2018	New York Yankees	RED SOX	3-1	W 5-4, L 2-6, @ W 16-1, @ W 4-3
2021	Tampa Bay Rays	RED SOX	3-1	@ L 0-5, @ W 14-6, W 6-4 (13), W 6-5

Red Sox in the ALCS

YEAR	OPPONENT	WINNER	W-L	SCORES
1975	Oakland Athletics	RED SOX	3-0	W 7-1, W 6-3, @ W 5-3
1986	California Angels	RED SOX	4-3	L 1-8, W 9-2, @ L 3-5, @ L 3-4 (11), @ W 7-6 (11), W 10-4, W 8-1
1988	Oakland Athletics	Athletics	0-4	L 1-2, L 3-4, @ L 6-10, @ L 1-4
1990	Oakland Athletics	Athletics	0-4	L 1-9, L 1-4, @ L 1-4, @ L 2-3
1999	New York Yankees	Yankees	1-4	@ L 3-4 (10), @ L 2-3, W 13-1, L 2-9, L 1-6
2003	New York Yankees	Yankees	3-4	@ W 5-2, @ L 2-6, L 3-4, W 3-2, L 2-4, @ W 9-6, @ L 5-6 (11)
2004	New York Yankees	RED SOX	4-3	@ L 7-10, @ L 1-3, L 8-19, W 6-4 (12), W 5-4 (14), @ W 4-2, @ W 10-3
2007	Cleveland Indians	RED SOX	4-3	W 10-3, L 6-13 (11), @ L 2-4, @ L 3-7, @ W 7-1, W 12-2, W 11-2
2008	Tampa Bay Rays	Rays	3-4	@ W 2-0, @ L 8-9 (11), L 1-9, L 4-13, W 8-7, W 4-2, @ L 1-13
2013	Detroit Tigers	RED SOX	4-2	L 0-1, W 6-5, @ W 1-0, @ L 3-7, @ W 4-3, W 5-2
2018	Houston Astros	RED SOX	4-1	L 2-7, W 7-5, @ W 8-2, @ W 8-6, @ W 4-1
2021	Houston Astros	Astros	2-4	@ L 4-5, @ W 9-5, W 12-3, L 2-9, L 1-9, @ L 0-5

Red Sox in the World Series

YEAR	OPPONENT	WINNER	W-L	SCORES
1903	Pittsburgh Pirates	BOSTON	5-3	L 3-7, W 3-0, L 2-4, L 4-5, @ W 11-2, @ W 6-3, @ W 7-3, W 3-0
1912	New York Giants	RED SOX	4-3-1	@ W 4-3, T 6-6 (11), L 1-2, @ W 3-1, W 2-1, L @ 2-5, L 4-11, W 3-2 (10)
1915	Philadelphia Phillies	RED SOX	4-1	@ L 1-3, @ W 2-1, W 2-1, W 2-1, @ W 5-4
1916	Brooklyn Dodgers	RED SOX	4-1	W 6-5, W 2-1 (14), @ L 3-4, @ W 6-2, W 4-1
1918	Chicago Cubs	RED SOX	4-2	@ W 1-0, @ L 1-3, @ W 2-1, W 3-2, L 0-3, W 2-1
1946	St. Louis Cardinals	Cardinals	3-4	@ W 3-2 (10), @ L 0-3, W 4-0, L 3-12, W 6-3, @ L 1-4, @ L 3-4
1967	St. Louis Cardinals	Cardinals	3-4	L 1-2, W 5-0, @ L 2-5, @ L 0-6, @ W 3-1, W 8-4, L 2-7
1975	Cincinnati Reds	Reds	3-4	W 6-0, L 2-3, @ L 5-6 (10), @ W 5-4, @ L 2-6, W 7-6 (12), L 3-4
1986	New York Mets	Mets	3-4	@ W 1-0, @ W 9-3, L 1-7, L 2-6, W 4-2, @ L 5-6 (10), @ L 5-8
2004	St. Louis Cardinals	RED SOX	4-0	W 11-9, W 6-2, @ W 4-1, @ W 3-0
2007	Colorado Rockies	RED SOX	4-0	W 13-1, W 2-1, @ W 10-5, @ W 4-3
2013	St. Louis Cardinals	RED SOX	4-2	W 8-1, L 2-4, @ L 4-5, @ W 4-2, @ W 3-1, @ W 6-1
2018	Los Angeles Dodgers	RED SOX	4-1	W 8-4, W 4-2, @ L 2-3 (18), @ W 9-6, @ W 5-1

Red Sox Postseason Record by Opponent

(Series records in parentheses)

Franchise	ALWC	ALDS	ALCS	WS	Total
Chicago (AL)	--	0-3 (0-1)	--	--	0-3 (0-1)
Chicago (NL)	--	--	--	4-2 (1-0)	4-2 (1-0)
Cincinnati	--	--	--	3-4 (0-1)	3-4 (0-1)
Cleveland	--	4-11 (1-3)	4-3 (1-0)	--	8-14 (2-3)
Colorado	--	--	--	4-0 (1-0)	4-0 (1-0)
Detroit	--	--	4-2 (1-0)	--	4-2 (1-0)
Houston	--	1-3 (0-1)	6-5 (1-1)	--	7-8 (1-2)
Los Angeles (AL)	--	9-4 (3-1)	4-3 (1-0)	--	13-7 (4-1)
Los Angeles (NL)	--	--	--	8-2 (2-0)	8-2 (2-0)
New York (AL)	1-0 (1)	3-1 (1-0)	8-11 (1-2)	--	12-12 (3-2)
New York (NL)	--	--	--	3-4 (0-1)	3-4 (0-1)
Oakland	--	3-2 (1-0)	3-8 (1-2)	--	6-10 (2-2)
Philadelphia	--	--	--	4-1 (1-0)	4-1 (1-0)
Pittsburgh	--	--	--	5-3 (1-0)	5-3 (1-0)
St. Louis	--	--	--	14-10 (2-2)	14-10 (2-2)
San Francisco	--	--	--	4-3-1 (1-0)	4-3-1 (1-0)
Tampa Bay	--	6-2 (2-0)	3-4 (0-1)	--	9-6 (2-1)
Totals	1-0 (1)	26-26 (8-6)	30-32 (6-5)	49-29-1 (9-4)	108-91-1 (24-16)

Most World Series Titles (1903-2023)

Franchise (Current Name)	Titles	Years
New York Yankees	27	1923, '27-28, '32, '36-39, '41, '43, '47, '49-53, '56, '58, '61-62, '77-78, '96, '98-99, 2000, '09
St. Louis Cardinals	11	1926, '31, '34, '42, '44, '46, '64, '67, '82, 2006, '11
Boston Red Sox	9	1903, '12, '15-16, '18, 2004, '07, '13, '18
Oakland Athletics	9	1910-11, '13, '29-30, '72-74, '89
San Francisco Giants	8	1905, '21-22, '33, '54, 2010, '12, '14
Los Angeles Dodgers	7	1955, '59, '63, '65, '81, '88, 2020
Cincinnati Reds	5	1919, '40, '75-76, '90
Pittsburgh Pirates	5	1909, '25, '60, '71, '79
Atlanta Braves	4	1914, '57, '95, 2021
Detroit Tigers	4	1935, '45, '68, '84
Baltimore Orioles	3	1966, '70, '83
Chicago Cubs	3	1907, '08, 2016
Chicago White Sox	3	1906, '17, 2005
Minnesota Twins	3	1924, '87, '91
Cleveland Guardians	2	1920, '48
Houston Astros	2	2017, '22
Kansas City Royals	2	1985, 2015
Miami Marlins	2	1997, 2003
New York Mets	2	1969, '86
Philadelphia Phillies	2	1980, 2008
Toronto Blue Jays	2	1992, '93
Arizona Diamondbacks	1	2001
Los Angeles Angels	1	2002
Texas Rangers	1	2023
Washington Nationals	1	2019
Colorado Rockies	0	
Milwaukee Brewers	0	
San Diego Padres	0	
Seattle Mariners	0	
Tampa Bay Rays	0	

Red Sox in
the Postseason

Red Sox Postseason Batting Leaders, Top 5 All-Time

Series Played		Games Played		Plate Appearances		At-Bats	
David Ortiz	14	David Ortiz	76	David Ortiz	340	David Ortiz	275
Jason Varitek	14	Jason Varitek	63	Jason Varitek	252	Jason Varitek	228
Xander Bogaerts	11	Dustin Pedroia	51	Dustin Pedroia	234	Dustin Pedroia	206
Dustin Pedroia	11	Xander Bogaerts	44	Manny Ramirez	199	Manny Ramirez	165
3 players tied	9	Manny Ramirez	43	Xander Bogaerts	181	Xander Bogaerts	160
Runs Scored		RBI		Hits		Singles	
David Ortiz	51	David Ortiz	57	David Ortiz	80	David Ortiz	42
Jason Varitek	37	Manny Ramirez	38	Jason Varitek	54	Manny Ramirez	36
Dustin Pedroia	32	Jason Varitek	33	Manny Ramirez	53	Dustin Pedroia	29
Manny Ramirez	29	Xander Bogaerts	26	Dustin Pedroia	48	Jason Varitek	29
Jacoby Ellsbury	26	Dustin Pedroia	25	Jacoby Ellsbury	40	Jacoby Ellsbury	27
Doubles		Triples		Home Runs		Extra-Base Hits	
David Ortiz	19	Buck Freeman	3	David Ortiz	17	David Ortiz	38
Dustin Pedroia	14	Freddy Parent	3	Manny Ramirez	11	Jason Varitek	25
Jason Varitek	12	Tris Speaker	3	Jason Varitek	11	Dustin Pedroia	19
Jacoby Ellsbury	11	Chick Stahl	3	Rafael Devers	8	Manny Ramirez	17
Trot Nixon	10	8 players tied	2	Nomar Garciaparra	7	Kevin Youkilis	16
Walks		Stolen Bases		Batting Average*		On-Base Percentage*	
David Ortiz	59	Jacoby Ellsbury	11	Jose Offerman	.429	Jose Offerman	.520
Manny Ramirez	31	Johnny Damon	8	Kiké Hernández	.408	Spike Owen	.460
Dustin Pedroia	23	6 players tied	3	Carl Yastrzemski	.369	Jason Bay	.452
Xander Bogaerts	19			Spike Owen	.366	Carl Yastrzemski	.447
3 players tied	15			John Valentin	.347	Kiké Hernández	.423
Slugging Percentage*		OPS*		Total Bases		Times on Base	
Kiké Hernández	.837	Kiké Hernández	1.260	David Ortiz	154	David Ortiz	141
John Valentin	.639	Jose Offerman	1.091	Jason Varitek	103	Manny Ramirez	84
Nomar Garciaparra	.625	Carl Yastrzemski	1.047	Manny Ramirez	92	Dustin Pedroia	73
Carl Yastrzemski	.600	John Valentin	1.046	Dustin Pedroia	77	Jason Varitek	73
J.D. Martinez	.585	Nomar Garciaparra	1.016	Kevin Youkilis	63	Xander Bogaerts	56

*Min. 50 PA

Red Sox Postseason Pitching Leaders, Top 5 All-Time

Series Played		Appearances		Games Started		Relief Appearances	
Tim Wakefield	10	Mike Timlin	28	Jon Lester	11	Mike Timlin	28
Mike Timlin	9	Alan Embree	19	Pedro Martinez	11	Alan Embree	19
Jon Lester	8	Jonathan Papelbon	18	Roger Clemens	9	Jonathan Papelbon	18
Derek Lowe	8	Derek Lowe	17	Tim Wakefield	9	Hideki Okajima	17
Pedro Martinez	8	Hideki Okajima	17	Josh Beckett	8	Ryan Brasier	16
				Curt Schilling	8		
Earned Run Average*		Wins		Losses		Saves	
Joe Dobson	0.00	Jon Lester	6	Tim Wakefield	7	Jonathan Papelbon	7
Hugh Biedent	0.50	Pedro Martinez	6	Jon Lester	4	Koji Uehara	7
Koji Uehara	0.57	Curt Schilling	6	Derek Lowe	4	Keith Foulke	3
Keith Foulke	0.64	Josh Beckett	5	Bret Saberhagen	3	Scott Williamson	3
Babe Ruth	0.87	Nathan Eovaldi	4	Calvin Schiraldi	3	Dick Drago	2
		Derek Lowe	4			Calvin Schiraldi	2
Strikeouts		Innings Pitched		Opponent AVG*		WHIP	
Pedro Martinez	80	Pedro Martinez	79.1	Joe Dobson	.091	Koji Uehara	0.51
Jon Lester	68	Jon Lester	76.2	Dutch Leonard	.133	Joe Dobson	0.55
Josh Beckett	52	Derek Lowe	62.0	Keith Foulke	.140	Dutch Leonard	0.67
Chris Sale	47	Roger Clemens	55.2	Jonathan Papelbon	.154	Jim Lonborg	0.67
Tim Wakefield	47	Tim Wakefield	54.0	Koji Uehara	.154	Tanner Houck	0.68
						Joe Kelly	0.68

*Min. 10.0 IP



Player Development & Scouting



Player Development Staff



Andrew Wright
Field Coordinator



Jason Ochart
Director,
Hitting Development &
Program Design



Justin Willard
Director, Pitching




Ryan Jackson
Special Assistant,
Player Development



Stephen Aluko
Assistant, Florida
Baseball Operations



Sam Denomme
Coordinator,
Baseball Systems



Jordan Elkary
Coordinator,
Baseball Development



Mike Stelmach
Minor League
Equipment Manager



RJ Warner
Minor League Assistant
Equipment Manager



Cole Filosa
Minor League
Clubhouse Assistant



Tyson Blaser
Catching Coordinator



Eddie Cheong
Minor League Translator



Glenn (Goose) Gregson
Pitching Advisor



Dillon Lawson
Hitting Coordinator



Chris Mears
Pitching Coordinator



Walter Miranda
Latin American Pitching &
Rehab Coordinator



Nick Murray
Minor League
Rehab Pitching Coach



Nick Otte
Pitching Coordinator



Hilda Ramirez
Player Development
Education Coordinator



Harry Roberson
Hitting Coordinator



John Soteropoulos
Hitting Coordinator



Ralph Treuel
Player Development
Pitching Advisor




Corey Wimberly
Outfield and Baserunning
Coordinator




Jose Zapata
Latin American
Field Coordinator



Dick Berardino
Player Development
Consultant



Dwight Evans
Player Development
Consultant




Tommy Harper
Player Development
Consultant



Carl Yastrzemski
Player Development
Consultant



Jim Rice
Special Assignment
Instructor



Luis Tiant
Special Assignment
Instructor

Domestic Amateur Scouting Staff



Mike Rikard
Vice President, Scouting



Mark Wasinger
Special Assistant,
Player Personnel



Paul Fryer
Hitting
Crosschecker



Jim Robinson
National Scouting
Supervisor




Ray Fagnant
Northeast



Chris Becerra
Special Assistant, Amateur &
International Scouting



Stephen Hargett
Crosschecker



Tom Kotchman
Florida
Crosschecker



Dan Madsen
National
Crosschecker



JJ Altobelli
Amateur Scout



Jordan Boitnott
S. California
Development Scout



Spencer Brown
N. Carolina,
S. Carolina



Lee Bryant
S. Texas, S. Louisiana



Matt Davis
Ohio Valley




Reed Gragnani
Hitting Crosschecker



Todd Gold
Crosschecker




Kirk Fredriksson
E. Tennessee, Georgia



Lloyd Hill
S. California,
S. Nevada



Josh Labandeira
N. California,
N. Nevada



Mason McRae
Assistant, Amateur
Scouting




Carl Moesche
Pacific Northwest




Fred Petersen
KS, ND, SD, NE



Chris Reilly
N. Texas,
N. Louisiana, AR, OK




Dante Ricciardi
N. Florida



Wallace Rios
Mid Atlantic,
Puerto Rico



Willie Romay
S. Florida



Mark Sluys
S. California, Hawaii




Danny Watkins
AL, MS, TN

Domestic Amateur Scouting Staff, Continued



Vaughn Williams
AZ, CO, NM, UT



Alonzo Wright
Upper Midwest



Tim Martin
Ohio Valley



Terry Sullivan
Illinois

Professional Scouts



Steve Peck
Special Assignment
Scout



Steve Langone
Special Assignment
Scout



Chris Calciano
Professional Scout



Joseph Curtis
Professional Scout



Nate Field
Professional Scout



Blair Henry
Professional Scout



Mark Kiefer
Professional Scout



Dana LeVangie
Professional Scout



Matt Mahoney
Professional Scout



Donovan May
Professional Scout




Manny Nanita
Professional Scout,
Dominican Republic



Josh Tobias
Professional Scout



Anthony Turco
Professional Scout



Kyri Washington
Professional Scout



David Scrivines
Part-time Professional Scout

International Staff



Todd Claus
Co-Director,
International Scouting



Rolando Pino
Co-Director,
International Scouting



Alberto Mejia
Director, Latin American
Operations



Jason Karegeannes
International
Crosschecker



Greg Schilz
International
Crosschecker



Brett Ward
Coordinator, Pacific Rim
Operations



Jonathan Cruz
Dominican Republic
Asst. Supervisor



Fesar Affanis
Scouting Assistant,
Venezuela



Manuel Alvarez
Assistant, Latin
American Operations



Fausto Breton
Dominican Republic

International Staff, Continued



Jose Britto
Cuba Consultant



Sammy Cabral
Scouting Assistant,
Dominican Republic



Jose Cabrera
Scouting Assistant,
Dominican Republic



Juan Carlos Calderon
Dominican Republic



Alfredo Castellon
Colombia



Dominique Collie Jr.
Bahamas



Luis Cordoba
Panama



Ernesto Gomez
Venezuela



John Kim
Korea



Matias Laureano
Dominican Republic




Won-Sang Lee
Korea



Louie Lin
Taiwan



Wilder Lobo
Venezuela



Kento Matsumoto
Japan



Esau Medina
Dominican Republic



Rafael Mendoza
Nicaragua



Ramon Mora
Venezuela



Jorge Moreno
Venezuela



Cesar Morillo
Venezuela



Rafael Motooka
Brazil



Dennis Neuman
Aruba/Curaçao



Carlos Ocano
Venezuela




Edward Ramirez
Scouting Assistant,
Venezuela



Alex Requena
Venezuela



Hector Rincones
Venezuela Scouting
Coordinator



Rene Saggiadi
Europe



Sotero Torres
Mexico



Carlos Vasquez
Dominican Republic



Cesar Zamora
Scouting Assistant,
Venezuela

Minor League Sports Medicine & Performance



Kevin Avilla
Minor League
Rehab Coordinator



Joel Harris
Minor League
Athletic Training
Coordinator



Nick Shedd
Minor League
Strength & Conditioning
Coordinator



Andrew Rigney
Minor League
Physical Therapist



Michael Feliciano
Assistant Minor League
Athletic Trainer/
Latin American
Athletic Training Coordinator



Dr. Brian Busconi
Head Minor
League Physician




Scott Riewald
Manager,
Performance Development



Christina Koon
Minor League
Nutrition Coordinator



Gabriela Alfonso
Complex Dietician



Jake Chaplin
Mental Performance
Coordinator



Oscar Gutierrez
Latin American
Mental Performance
Coordinator



Dr. Rob Gray
Skill Acquisition
Specialist



Iain Cleland
Sport Science Assistant
Coordinator



Caleigh Hall
Motion Analysis Assistant



Jonathan Jenkins
Behavioral Health
Psychologist



Adan Severino
Mental Performance
Coordinator



Corby Sidebottom
Sport Science Assistant

2023 MLB First-Year Player Draft

Rd.	Name	Pos.	School	Hometown
1	Kyle Teel	C	University of Virginia	Mahwah, NJ
2	Nazzan Zanetello	SS	Christian Brothers College HS (MO)	Florissant, MO
3	Antonio Anderson	SS	North Atlanta HS (GA)	Atlanta, GA
4	Matt Duffy	RHP	Canisius College	Burlington, Ontario, Canada
4C	Kristian Campbell	SS	Georgia Institute of Technology	Marietta, GA
4C	Justin Riemer	SS	Wright State University	Arlington, VA
5	Connelly Early	LHP	University of Virginia	Midlothian, VA
6	CJ Weins	RHP	Western Kentucky University	Chicago, IL
7	Caden Rose	OF	University of Alabama	Madison, AL
8	Trennor O'Donnell	RHP	Ball State University	Southlake, TX
9	Blake Wehunt	RHP	Kennesaw State University	Carnesville, GA
10	Ryan Ammons	LHP	Clemson University	Easley, SC
11	Nelly Taylor	OF	Polk State College	Clearwater, FL
12	Max Carlson	RHP	University of North Carolina at Chapel	Hill Savage, MN
13	Cade Feeney	RHP	North Dakota State University	Bismarck, ND
14	Jojo Ingrassia	LHP	California State University, Fullerton	El Cajon, CA
15	Phoenix Call	SS	Calabasas HS (CA)	Calabasas, CA
16	Isaac Stebens	RHP	Oklahoma State University	Stillwater, OK
17	Dylan Schlaegel	OF	Legacy HS (TX)	Mansfield, TX
18	Zach Fogell	LHP	University of Connecticut	Cumberland, RI
19	Stanley Tucker	OF	Texas A&M University	Richmond, TX
20	Robert Orloski	RHP	Middleton HS (ID)	Middleton, ID

red=did not sign with the club



WORCESTER RED SOX

Triple-A International League (Northeast Division)
Polar Park, 122 Madison Street, Worcester, MA 01610

Red Sox Affiliate: 2021-present | **Stadium (Debut / Capacity):** Polar Park (2021 / 9,508)

President: Dr. Charles A. Steinberg

Executive Vice President and General Manager/Real Estate Development & Business Affairs: Dan Rea

Senior Vice President of Communications: Bill Wanless




Chad Tracy, Manager


Chad enters his 3rd season in the Red Sox organization as Worcester's manager after spending the previous 7 seasons (2015-21) in the Los Angeles Angels system, including 3 as a minor league manager with Low-A Burlington (2015) and High-A Inland Empire (2016-17). He served as the Angels' minor league field coordinator from 2018-21.

Tracy's Career Managerial Record

YEAR	CLUB	LEAGUE	W	L	PCT.	DIV.	PLAYOFFS
2015	Burlington	Midwest (A)	63	76	.453	5th	
2016	Inland Empire	California (High-A)	48	92	.343	5th	
2017	Inland Empire	California (High-A)	65	75	.464	3rd	
2022	Worcester	International (AAA)	75	73	.507	6th	
2023	Worcester	International (AAA)	79	68	.537	4th	
Career Totals (5 years)			330	384	.462		



José Flores
Bench Coach



Dan DeLucia
Pitching Coach



Rich Gedman
Hitting Coach



Doug Clark
Hitting Coach




Noah Junis
Bullpen Coach



Brendan Connolly
Development Coach



Scott Gallon
Athletic Trainer



Nick Kuchwara
Athletic Trainer



Joe Hudson
Strength & Conditioning
Coach



PORTLAND SEA DOGS

Double-A Eastern League (Northeast Division)
Hadlock Field, 271 Park Avenue, Portland, ME 04102

Red Sox Affiliate: 2003-present | **Stadium (Debut / Capacity):** Hadlock Field (1994 / 7,368)
President/General Manager: Geoff Iacucessa | **VP/Communications & Fan Experience:** Chris Cameron



Chad Epperson, Manager

Chad begins his 3rd season at the helm for the Portland Sea Dogs after 12 seasons as Catching Coordinator for the Red Sox. Prior to that, he spent 8 years as a manager or coach in the Red Sox farm system. Managing from 2004-09, he led his club to the playoffs in 4 straight campaigns beginning in 2006. A back-to-back California League Manager of the Year with Lancaster from 2007-08, he also led Wilmington to the playoffs in 2006. The Kentucky native managed Greenville in 2005 and Augusta in 2004 after spending 2 seasons (2002-03) as Sarasota's hitting coach. He also managed Cook County of the independent Frontier League in 2001.


Epperson played 9 years in the minor leagues in the Mets (1992-95), Red Sox (1997-99), and Orioles (2000) systems prior to his coaching career. He and his wife, Anne, reside in Andover, MA with their son, Andrew (25), and daughter, Alexandra (21).

Epperson's Career Managerial Record

YEAR	CLUB	LEAGUE	W	L	PCT.	DIV.	PLAYOFFS
2004	Augusta	South Atlantic (A)	66	73	.475	12th	
2005	Greenville	South Atlantic (A)	72	66	.522	6th	
2006	Wilmington	Carolina (High-A)	67	71	.486	4th	Lost in 1st round
2007	Lancaster	California (High-A)	83	57	.593	1st	Lost in 1st round
2008	Lancaster	California (High-A)	76	64	.543	T-2nd	Lost League Finals
2009	Salem	Carolina (High-A)	67	72	.482	5th	Lost League Finals
2022	Portland	Eastern (AA)	75	63	.543	3rd	Lost in 1st round
2023	Portland	Eastern (AA)	73	63	.537	3rd	
Career Totals (8 years)			579	529	.523		



Sean Isaac
Pitching Coach



Chris Hess
Hitting Coach



Mickey Jiang
Coach




Kyle Sasala
Coach



Justin Frometa
Development Coach



Bobby Stachura
Athletic Trainer



Donny Gress
Strength & Conditioning
Coach



GREENVILLE DRIVE

High-A South Atlantic League (South Division)
Fluor Field at the West End, 945 South Main Street, Greenville, SC 29601

Red Sox Affiliate: 2005-present | **Stadium (Debut / Capacity):** Fluor Field at the West End (2006 / 5,700)

Chairman: Craig Brown | **President:** Jeff Brown | **General Manager:** Eric Jarinko

Director of Media and Creative Services: Stephen Olschanski



Iggy Suarez, Manager

The 2024 season will mark Iggy's 7th at the helm for Greenville after previously serving in the same capacity for Lowell (2016-17). In 2023, he led the Drive to the South Atlantic League Championship. Iggy made his managerial debut in 2016 after serving as hitting coach for the Spinners in 2015.

A former infielder selected by Boston in the 2003 June Draft, Iggy spent 7 seasons playing in the Red Sox system from 2003-09 and 4 years in independent leagues from 2010-13.

Suarez's Career Managerial Record

YEAR	CLUB	LEAGUE	W	L	PCT.	DIV.	PLAYOFFS
2016	Lowell	New York-Penn (Short-A)	47	29	.618	1st	lost to Hudson Valley, 2-0 in semi-finals
2017	Lowell	New York-Penn (Short-A)	33	42	.440	4th	
2018	Greenville	South Atlantic (Low-A)	64	75	.460	7th	
2019	Greenville	South Atlantic (Low-A)	56	82	.406	6th	
2020	Greenville	South Atlantic (Low-A)	-	-	-	-	
2021	Greenville	High-A East (South)	67	53	.558	3rd	
2022	Greenville	South Atlantic (High-A)	52	78	.400	6th	
2023	Greenville	South Atlantic (High-A)	63	69	.477	4th	def. Hickory, 2-0 in semi-finals, def. Hudson Valley, 2-0 in Championship Series

Career Totals (8 years)


382 428 .472



Bob Kipper
Pitching Coach



JP Fasone
Hitting Coach



Tyler Snep
Coach



Alex Reynolds
Assistant Pitching
Coach



Charysse Berkowski
Athletic Trainer



SALEM RED SOX

Low-A Carolina League (North Division)
Salem Memorial Ballpark, 1004 Texas Street, Salem, VA 24153

Red Sox Affiliate: 2009-present
Stadium (Debut / Capacity): Salem Memorial Ballpark (1995 / 5,503)
General Manager: Allen Lawrence

Liam Carroll, Manager



Liam begins his 2nd season in the Red Sox organization as Salem's manager. He previously worked with Great Britain's national baseball teams, most recently as infield coordinator. Carroll also served on Great Britain's coaching staff for the 2023 World Baseball Classic.

Carroll's Career Managerial Record


YEAR	CLUB	LEAGUE	W	L	PCT.	DIV.	PLAYOFFS
2023	Salem	Carolina	55	72	.433	5th	
Career Totals (1 year)			55	72	.433		



Ozzie Chavez
Bench Coach



Juan Rivera
Pitching Coach




Nelson Paulino
Hitting Coach



Kyle Schmidt
Coach



Matt Wheeler
Development Coach/
Assistant Pitching Coach



Jacob Loughman
Athletic Trainer



Jose Benjamin
Strength & Conditioning
Coach



Fort Myers (Complex)

JetBlue Park, 11500 Fenway South Drive, Fort Myers, FL 33913

Red Sox Affiliate: 1989-present | **Stadium (Debut / Capacity):** jetBlue Park (2012 / 9,500)
Minor League Equipment and Clubhouse Manager: Mike Stelmach



Jimmy Gonzalez, Manager

Jimmy enters his 4th year in the Red Sox system as a manager at the Fort Myers complex after serving in the same capacity for the Chicago Cubs from 2014-20. He was named Midwest League Manager of the Year in 2016 after leading South Bend to an 84-55 (.604) record. Selected in the 1st round of the 1991 June Draft by the Houston Astros, he spent 14 years in the Astros, San Diego Padres, Montreal Expos and New York Mets systems.

Gonzalez's Career Managerial Record

YEAR	CLUB	LEAGUE	W	L	PCT.	DIV.	PLAYOFFS
2014	Mesa	Arizona (R)	22	34	.393	4th/5th	
2015	South Bend	Midwest (Low-A)	65	72	.474	8th/3rd	
2016	South Bend	Midwest (Low-A)	84	55	.604	1st/2nd	lost to West Michigan, 1-2 in 1st round
2017	South Bend	Midwest (Low-A)	75	64	.540	3rd/4th	
2018	South Bend	Midwest (Low-A)	64	74	.464	4th/7th	
2019	Tennessee	Southern (AA)	58	81	.417	4th/5th	
2020	Tennessee	Southern (AA)	-	-	-	-	
2021	Red Sox	Florida Complex (R)	37	20	.649	2nd	
2022	Red Sox	Florida Complex (R)	35	20	.636	3rd	
2023	Red Sox	Florida Complex (R)	28	25	.528	3rd	
Career Totals (10 years)			468	445	.513		



Tom Kotchman, Manager

Tom will serve as a manager at the Fort Myers complex for the 4th straight season. His managing career has spanned parts of 6 decades and includes 44 seasons, including 7 at the helm for the GCL Red Sox (2014-20), following 1 season as a GCL coach in 2013. In addition to winning 10 championships as a manager, Tom was inducted into the Florida Diamond Club's Scouts Hall of Fame in 2019. He continues his work as a scout, serving as a crosschecker for the state of Florida.

Named the 2017 *Baseball America* Tony Gwynn Award winner for his lifetime contributions to the game, this is his 2nd stint with the organization, having previously managed at the Single-A level in Winter Haven from 1982-83. Kotchman led the GCL team to back-to-back championship titles in 2014 and 2015, earning GCL Manager of the Year honors in 2014 along with the East Coast Scout of the Year honor by the Baseball Scout of the Year Program. Prior to coaching, Kotchman played 2 professional seasons in the Cincinnati system (1977-78).

Tom and his wife, Susan, have 2 children, Casey and Christal. Casey, a former 1st baseman, spent part of the 2009 season with Boston.



Michael McCormick
Pitching Coach



Andres Rodriguez
Pitching Coach



Jarrett Pico
Hitting Coach



Junior Zamora
Hitting Coach



Pablo Cabrera
Coach



Chase Illig
Coach



Marissa Sciabarra
Athletic Trainer



Richard De Luna
Roving Strength & Conditioning Coach



BJ Foley
Rehab Strength & Conditioning Coach

Player Development & Scouting



DOMINICAN REPUBLIC ACADEMY

carr. Mella KM 23.5, El Toro, DR

Red Sox Affiliate: 1989-present



Sandy Madera, Manager

Sandy made his managerial debut for the DSL Red Sox in 2019 and returns for his 6th season as manager for the academy. A native of Santo Domingo, Dominican Republic, he played 18 seasons of professional baseball between affiliated minor leagues, independent leagues, and the Mexican League. Primarily a first baseman and catcher, he began his career in the A's system (2000-02) before spending time with the Yankees (2003-04), Rockies (2004), Orioles (2006-07), and Red Sox (2008-09), reaching as high as Triple-A Pawtucket with Boston. He spent 2009 with Newark of the independent Atlantic League before beginning a 7-year Mexican League career. Sandy earned league MVP honors in 2014 with Puebla by hitting .403 with 26 HR and a 1.173 OPS, and later earned a mid-season All-Star nod in his final campaign in 2017 with Tabasco.

Mexican League career. Sandy earned league MVP honors in 2014 with Puebla by hitting .403 with 26 HR and a 1.173 OPS, and later earned a mid-season All-Star nod in his final campaign in 2017 with Tabasco.



Amaury Garcia, Manager

Amaury begins his 4th season with the Dominican Republic Academy and 2nd season as manager. Prior to joining the organization, he spent 12 years in the Washington Nationals system, most recently as hitting coach for Single-A Hagerstown (2016-20). He played in the Florida Marlins (1994-2000) and Chicago White Sox (2001) organizations, appearing in 10 Major League games for the Marlins in 1999.



Oscar Lira
Pitching Coach



Rafael Feliz
Pitching Coach



Edwin Rodriguez
Hitting Coach




Eider Torres
Hitting Coach



Pedro Ciriaco
International Instructor



Bryan Delgado
Development Coach



Ricardo Jacobo
Development Coach



Jharvyn Velasquez
Athletic Trainer



Pedro Wilson
Athletic Trainer



Juan Castillo
Strength & Conditioning
Coach



Antonio Diaz
Strength & Conditioning
Coach



Danny Gutierrez
Strength & Conditioning
Coach



Leonel Vasquez
Coach



Juan Hernandez
Coach



Claudio Sanchez
Catching Coach



Carlos Vallejo
Coach



Javier Hernandez
Manager,
Dominican Academy



Sara Franco
Dominican Academy
Administrator



Martin Rodriguez
Coordinator,
Dominican Academy

Dominican
Republic Academy

2024 Minor League Players

ABREU, Wandy Francisco

RHP

HT: 6-4; **BATS:** Right; **THROWS:** Right; **BORN:** 6/8/2002 in Santo Domingo, DR; **SIGNED BY:** Manny Nanita, Eddie Romero; **ACQUIRED:** Signed as an international free agent, 11/29/2021

CAREER: Named the 2022 DSL Pitcher of the Year by MiLB...Was also selected as a 2022 DSL Post-Season All-Star, finishing 2nd in the league with 8 wins...**2023:** Made the first 7 starts of his professional career...Pitched a career-high 5.0 innings on 8/19 at the DSL Twins...Allowed 0 R in his final 2 outings (9.0 IP, 5 H).

YEAR	CLUB	W-L	ERA	G	GS	SV	IP	H	R	ER	HR	HB	BB	SO	SO/9	WHIP	AVG
2022	DSL Red Sox (R)	8-0	1.22	18	0	1	37.0	25	7	5	2	2	11	45	10.95	0.97	.191
2023	FCL Red Sox (R)	1-3	4.76	9	7	0	34.0	32	24	18	2	2	18	29	7.68	1.47	.246
Minor League Totals		9-3	2.92	27	7	1	71.0	57	31	23	4	4	29	74	9.38	1.21	.218

ADAMS, Cooper

RHP

HT: 6-3; **BATS:** Left; **THROWS:** Right; **BORN:** 6/14/2000 in Potomac, MD; **SIGNED BY:** Matt Mahoney; **ACQUIRED:** Signed as a non-drafted free agent, 2/7/2024.

PERSONAL: Pitched for the University of Maryland, Baltimore County (2019-21) and Mount St. Mary's University (2022-23)...Graduated from St. John's College High School.

ADÓN, MELVIN - Non-Roster Invitee

RHP

HT: 6-3; **BATS:** Left; **THROWS:** Right; **BORN:** 6/8/2002 in Santo Domingo, DR; **SIGNED BY:** Jesus Stephens; **ACQUIRED:** Signed as a minor league free agent, 1/24/2024

CAREER: Signed by the Giants as an international free agent on 2/16/15 and spent his first 9 seasons in the SF organization...Underwent right shoulder labrum repair during the 2020-21 offseason and did not pitch in either year...Was named an Eastern League mid-season All-Star in 2019 with Double-A Richmond...Pitched for Scottsdale of the Arizona Fall League in 2018, where he was named an AFL Rising Star and selected to the All-Prospect Team; his fastball reached 102 MPH that fall...Was ranked by *Baseball America* as one of the Giants' top prospects in 2017 (No. 17), 2018 (No. 14), and 2019 (No. 12)...**2023:** Attended ML Spring Training camp as an NRI, his 3rd big league camp (also 2019-20)...Pitched in 43 games, the 2nd highest total of any season in his career (48 games in 2019).

YEAR	CLUB	W-L	ERA	G	GS	SV	IP	H	R	ER	HR	HB	BB	SO	SO/9	WHIP	AVG
2015	DSL Giants (R)	4-0	2.48	14	14	0	69.0	57	23	19	2	3	21	54	7.04	1.13	.223
2016	Salem-Keizer (A-)	5-5	5.48	14	14	0	67.1	85	53	41	3	2	34	55	7.35	1.77	.317
2017	Augusta (A)	3-11	4.35	23	19	0	99.1	110	65	48	5	6	35	89	8.06	1.46	.277
2018	AZL Giants Orange (R)	0-1	7.71	2	0	0	4.2	9	5	4	0	0	3	8	15.43	2.57	.409
	San Jose (A+)	2-5	4.87	16	15	0	77.2	82	46	42	6	7	34	71	8.23	1.49	.278
2019	Richmond (AA)	2-6	2.60	36	0	14	45.0	38	20	13	2	1	26	59	11.80	1.42	.238
	Sacramento (AAA)	0-1	13.94	12	0	0	10.1	16	17	16	1	0	8	18	15.68	2.32	.340
2020																	
2021																	
2022	AZL Giants Orange (R)	0-1	3.86	6	3	0	7.0	6	3	3	1	0	3	10	12.86	1.29	.250
	San Jose (A)	0-1	1.93	5	0	0	4.2	4	4	1	0	0	4	7	13.50	1.71	.222
	Richmond (AA)	1-0	4.15	10	0	0	13.0	12	9	6	1	0	6	11	7.62	1.38	.235
2023	AZL Giants Black (R)	0-0	0.00	4	0	3	8.1	7	0	0	0	0	1	7	7.56	0.96	.241
	AZL Giants Orange (R)	0-1	13.50	1	0	0	0.2	1	1	1	0	1	0	0	0.00	1.50	.500
	San Jose (A)	0-1	0.00	6	0	1	10.0	6	2	0	0	0	3	12	10.80	0.90	.171
	Sacramento (AAA)	2-6	7.43	32	0	0	40.0	47	37	33	4	5	37	50	11.25	2.10	.297
Minor League Totals		19-39	4.47	181	65	18	457.0	480	285	227	25	25	215	451	8.88	1.52	.272

ALCANTARA, Marvin Antony Manuel

INF

HT: 5-10; **BATS:** Right; **THROWS:** Right; **BORN:** 11/2/2004 in La Victoria, Aragua, VZ; **SIGNED BY:** Alex Requena, Eddie Romero; **ACQUIRED:** Signed as an international free agent, 1/15/2022

2023: Hit .228 (51-for-224) between the Rookie-level FCL Red Sox and Single-A Salem...Made 42 starts at SS and 15 at 2B...Was named Red Sox Minor League Defensive Player of the Month for June.

YEAR	CLUB	AVG	G	AB	R	H	2B	3B	HR	RBI	SH	HBP	BB	SO	SB	CS	OBP	SLG	OPS
2022	DSL Red Sox (R)	.302	53	189	49	57	15	0	1	29	0	5	29	33	14	2	.406	.397	.803
2023	FCL Red Sox (R)	.240	40	150	26	36	7	0	1	21	0	2	23	35	6	5	.347	.307	.654
	Salem (A)	.203	21	74	9	15	1	0	1	7	0	1	7	27	6	0	.277	.257	.534
Minor League Totals		.262	114	413	84	108	23	0	3	57	0	8	59	95	26	7	.362	.339	.701

ALEXANDER, Jason Raymond

RHP

HT: 6-2; **BATS:** Right; **THROWS:** Right; **BORN:** 3/1/1993 in Windsor, CA; **SIGNED BY:** Ben Diggins; **ACQUIRED:** Signed as a minor league free agent, 2/20/2024.

CAREER: Has pitched in 18 MLB games, all for MIL in 2022...Tossed a quality start in his MLB debut on 6/1/22 at CHC (7.0 IP, 3 R/2 ER)...Earned his 1st MLB win on 6/18/22 at CIN (5.2 IP, 3 R/2 ER)...Has posted a 4.75 ERA (215 ER/407.1 IP) in 104 career minor league games with the Angels, Marlins, and Brewers organizations...**2023:** Missed time to begin the season due to a right shoulder injury...In 19 outings between Triple-A Nashville (16 G), the ACL Brewers (2 G), and Double-A Biloxi (1 G), recorded a 6.14 ERA (43 ER/63.0 IP)...**PERSONAL:** Was originally signed by LAA as a non-drafted free agent in 2017 out of Menlo College (CA)...Also pitched for Long Beach State University, where he underwent Tommy John surgery as a junior...Graduated from Cardinal Newman High School (CA)...His brother, Scott, has pitched in 283 career games with KC, LAD, SF, and is currently with OAK...His oldest brother, Stu, pitched in the Marlins minor league system from 2004-09.

Player Development

Minor League Players, Continued

YEAR	CLUB	W-L	ERA	G	GS	SV	IP	H	R	ER	HR	HB	BB	SO	SO/9	WHIP	AVG
2017	ACL Angels (R)	1-1	4.79	10	0	1	20.2	23	11	11	0	0	2	19	8.27	1.21	.277
	Orem (R)	1-0	1.02	6	0	1	17.2	10	2	2	0	0	1	16	8.15	0.62	.159
2018	Inland Empire (A+)	0-0	6.75	2	0	0	5.1	8	7	4	0	0	1	2	3.38	1.69	.333
	Inland Empire (A+)	2-4	4.50	9	9	0	48.0	41	32	24	7	1	13	48	9.00	1.13	.222
	Mobile (AA)	2-5	4.09	13	11	0	61.2	63	30	28	5	3	15	40	5.84	1.26	.267
2019	Salt Lake (AAA)	0-1	6.75	2	1	0	6.2	11	6	5	2	2	4	7	9.45	2.25	.393
	Mobile (AA)	1-3	4.03	11	8	0	51.1	47	29	23	4	2	16	59	10.34	1.23	.237
2020	Salt Lake (AAA)	3-5	9.36	12	7	0	50.0	88	55	52	6	3	20	37	6.66	2.16	.384
	Did Not Play																
2021	FCL Marlins (R)	0-0	0.00	1	1	0	2.0	0	0	0	0	0	0	2	9.00	0.00	.000
	Pensacola (AA)	0-0	0.00	1	1	0	3.0	4	1	0	0	0	0	2	6.00	1.33	.333
	Jacksonville (AAA)	1-1	1.84	5	4	0	14.2	12	5	3	1	2	3	18	11.05	1.02	.222
2022	Nashville (AAA)	8-2	2.84	13	10	0	63.1	58	22	20	5	5	17	47	6.68	1.18	.244
	MILWAUKEE	2-3	5.40	18	11	0	71.2	88	47	43	12	4	28	46	5.78	1.62	.312
2023	ACL Brewers (R)	0-0	3.86	2	2	0	4.2	6	2	2	0	0	1	8	15.43	1.50	.300
	Biloxi (AA)	0-0	15.00	1	1	0	3.0	8	5	5	0	0	1	1	3.00	3.00	.500
	Nashville (AAA)	2-4	5.86	16	8	1	55.1	73	43	36	5	3	19	35	5.69	1.66	.322
Minor League Totals		21-26	4.75	104	63	3	407.1	452	250	215	35	21	113	341	7.53	1.39	.279
Major League Totals		2-3	5.40	18	11	0	71.2	88	47	43	12	4	28	46	5.78	1.62	.312

ALVAREZ, Eduardo Cortes (Eddy) - Non-Roster Invitee

INF/OF

HT: 5-10; **BATS:** Switch; **THROWS:** Right; **BORN:** 1/30/1990 in Miami, FL; **SIGNED BY:** Mike Gellingner; **ACQUIRED:** Signed as a minor league free agent, 11/6/2023

CAREER: Has played in 50 Major League games with the Marlins (2020-21) and Dodgers (2022)...Has appeared at 3B (25 games), 2B (13), RF (5), SS (2), and LF (1)...Recorded his 1st career hit off Jacob deGrom on 8/9/20 at NYM (single, 2nd inning)...Was signed as an undrafted free agent by the White Sox in 2014...Was a South Atlantic League All-Star in 2015 at Class-A Kannapolis...**2023:** Spent 2023 with the Brewers and Red Sox organizations, playing in 64 Triple-A games between Nashville (63) and Worcester (1) and batting .286 (59-for-206) with 7 HR, 17 SB, a .402 OBP, and an .878 OPS...**PERSONAL:** Turned down college baseball opportunities after graduating from Christopher Columbus High School (FL) to pursue an Olympic Ice Skating career...Represented the United States at the 2014 Winter Olympics in Sochi, Russia, where he earned a Silver Medal in short track speed skating...Also represented the United States at the 2020 Summer Olympics in Tokyo, Japan and earned another Silver Medal with the baseball team...Was teammates with Triston Casas during the 2020 Olympics...Became the 6th athlete and 3rd American to medal in both the Winter and Summer Olympics...Was the United States flag bearer at the 2020 Summer Olympics alongside Sue Bird (basketball)...Returned to baseball in 2011 at Salt Lake Community College, where he was named to the All-Conference team at shortstop that season...His older brother, Nick, played in the Dodgers minor league system as an outfielder and first baseman from 2000-06.

YEAR	CLUB	AVG	G	AB	R	H	2B	3B	HR	RBI	SH	HBP	BB	SO	SB	CS	OBP	SLG	OPS
2014	AZL White Sox (R)	.291	27	110	20	32	5	1	2	12	0	0	20	24	5	6	.400	.409	.809
	Kannapolis (A)	.431	18	72	12	31	6	0	3	14	0	1	7	10	4	4	.488	.639	1.127
2015	Kannapolis (A)	.285	89	330	64	94	23	6	2	39	6	2	69	68	42	8	.408	.409	.817
	Winston-Salem (A+)	.325	34	120	24	39	6	1	3	14	2	0	19	17	11	7	.411	.467	.878
2016	Birmingham (AA)	.263	104	395	51	104	17	3	6	62	15	0	46	76	9	6	.339	.367	.706
	Charlotte (AAA)	.286	12	35	7	10	2	0	0	3	0	0	4	7	2	0	.359	.343	.702
2017	Birmingham (AA)	.234	92	329	45	77	16	2	4	32	6	4	55	73	7	5	.347	.331	.678
	Charlotte (AAA)	.240	34	100	14	24	0	0	0	7	0	3	14	32	1	0	.347	.240	.587
2018	Charlotte (AAA)	.253	101	308	52	78	26	3	8	37	7	3	43	79	5	3	.348	.435	.783
2019	Jupiter (A+)	.333	3	9	3	3	0	0	0	1	1	0	1	0	0	0	.400	.333	.733
	Jacksonville (AA)	.333	1	3	0	1	0	0	0	0	0	1	0	1	0	0	.500	.333	.833
2020	New Orleans (AAA)	.323	66	235	45	76	18	2	12	43	1	4	30	53	12	3	.407	.570	.977
	MIAMI	.189	12	37	6	7	1	0	0	2	0	1	3	16	2	0	.268	.216	.484
2021	FCL Marlins (R)	.000	1	2	0	0	0	0	0	0	0	0	0	0	0	0	.000	.000	.000
	Jupiter (A+)	.600	4	15	5	9	0	0	2	8	0	1	3	2	2	0	.684	1.000	1.684
	Jacksonville (AA)	.288	31	111	23	32	5	0	4	16	1	8	18	27	2	5	.423	.441	.864
2022	MIAMI	.188	24	64	8	12	4	1	1	6	0	6	4	18	1	0	.297	.328	.625
	Oklahoma City (AAA)	.322	47	177	40	57	9	4	8	29	1	9	28	55	3	3	.439	.554	.993
2023	LOS ANGELES-NL	.160	14	25	1	4	0	0	0	3	1	0	0	9	1	0	.154	.160	.314
	Nashville (AAA)	.283	63	205	42	58	14	2	7	31	5	6	36	58	16	2	.397	.473	.870
Major League Totals	Worcester (AAA)	1.000	1	1	0	1	0	0	0	0	0	0	1	0	1	0	1.000	1.000	2.000
		.183	50	126	15	23	5	1	11	1	7	7	43	4	0	.262	.262	.524	
Minor League Totals		.284	728	2557	447	726	147	24	61	348	45	44	394	582	122	52	.386	.432	.818

Minor League Players

Minor League Players, Continued

ANDERSON, Antonio Valdez Jr.

INF

HT: 6-3; **BATS:** Switch; **THROWS:** Right; **BORN:** 6/28/2005 in Atlanta, GA; **SIGNED BY:** Kirk Fredriksson; **ACQUIRED:** Red Sox 3rd pick (3rd round, 83rd overall) in the 2023 First-Year Player Draft.

2023: Hit .167 (7-for-42) in 12 games between the Rookie-level FCL Red Sox and Single-A Salem...Made 8 starts at 3B and 4 at DH...**PERSONAL:** Graduated from North Atlanta High School (GA), leading the baseball team to its first regional title as a senior...Earned 2023 Region 4-6A Player of the Year and First-Team All-American honors from *Collegiate Baseball Magazine*...Became the 2nd-highest pick and 6th player from his high school to be selected in the First-Year Player Draft.

YEAR	CLUB	AVG	G	AB	R	H	2B	3B	HR	RBI	SH	HBP	BB	SO	SB	CS	OBP	SLG	OPS
2023	FCL Red Sox (R)	.133	5	15	0	2	1	0	0	3	0	0	3	6	1	0	.278	.200	.478
	Salem (A)	.185	7	27	2	5	1	0	0	1	0	0	1	9	0	1	.214	.222	.436
	Minor League Totals	.167	12	42	2	7	2	0	0	4	0	0	4	15	1	1	.239	.214	.453

ANTHONY, Roman Joseph

OF

HT: 6-3; **BATS:** Left; **THROWS:** Right; **BORN:** 5/13/2004 in West Palm Beach, FL; **SIGNED BY:** Willie Romay; **ACQUIRED:** Red Sox 3rd pick (2nd round comp., 79th overall) in the 2022 First-Year Player Draft

CAREER: Enters 2024 ranked as the Red Sox' No. 2 prospect by both *Baseball America* and MLB.com and as a top 50 overall prospect by each publication (No. 21, 24)...Rated by *BA* as having the Red Sox system's best strike-zone discipline entering 2024...Named FCL Player of the Week 8/15-21/22...**2023:** Named Red Sox Minor League Offensive Player of the Year, a South Atlantic League Post-Season All-Star, and a *Baseball America* Minor League All-Star and High Class A All-Star...Hit .278 (108-for-397) with 27 2B, 4 3B, 14 HR, and an .869 OPS in 106 games with Single-A Salem, High-A Greenville, and Double-A Portland...Made 68 starts in CF, 18 in RF, 1 in LF, and 19 at DH...**PERSONAL:** Graduated from Marjory Stoneman Douglas High School (FL)...Named Gatorade Florida Player of the Year and Florida Mr. Baseball as a senior...Won back-to-back state titles as a junior and senior...Named 7-A Player of the Year by the *Sun Sentinel* as a sophomore and senior...Became the 16th player from his high school to be selected in the First-Year Player Draft.

YEAR	CLUB	AVG	G	AB	R	H	2B	3B	HR	RBI	SH	HBP	BB	SO	SB	CS	OBP	SLG	OPS
2022	FCL Red Sox (R)	.429	10	35	5	15	2	0	0	7	0	0	4	4	1	0	.475	.486	.961
	Salem (A)	.189	10	37	2	7	2	0	0	5	0	0	5	4	0	0	.279	.243	.522
2023	Salem (A)	.228	42	158	27	36	9	1	1	18	0	2	38	38	11	6	.376	.316	.692
	Greenville (A+)	.294	54	204	41	60	14	3	12	38	0	1	40	75	2	1	.412	.569	.981
	Portland (AA)	.343	10	35	10	12	4	0	1	8	0	1	8	6	3	0	.477	.543	1.020
	Minor League Totals	.277	126	469	85	130	31	4	14	76	0	4	95	127	17	7	.399	.450	.849

ASIGEN, Albertson

OF

HT: 5-10; **BATS:** Right; **THROWS:** Right; **BORN:** 8/27/2001 in Puerto Plata, DR; **SIGNED BY:** Esau Medina, Todd Claus; **ACQUIRED:** Signed as an international free agent, 10/11/2019.

CAREER: In 2022, led the DSL Red Sox Blue in OBP (.416) and BB (33)...**2023:** Hit .322 (55-for-171) with a .437 OBP and 20 steals between the Rookie-level FCL Red Sox and Single-A Salem...Made 31 starts in LF, 18 in RF, 2 in CF, and 2 at DH...Was 3-for-3 in SB attempts on 6/9 at the FCL Twins and on 8/24 vs. Fredericksburg.

YEAR	CLUB	AVG	G	AB	R	H	2B	3B	HR	RBI	SH	HBP	BB	SO	SB	CS	OBP	SLG	OPS
2021	DSL Red Sox Red (R)	.254	22	67	15	17	2	3	2	12	0	0	9	13	1	0	.338	.463	.801
2022	DSL Red Sox Blue (R)	.313	55	192	41	60	5	4	0	27	0	4	33	42	15	2	.416	.380	.796
2023	FCL Red Sox (R)	.333	14	42	12	14	3	1	0	5	0	2	6	5	7	2	.440	.452	.892
	Salem (A)	.318	42	129	22	41	5	2	2	12	0	3	24	42	13	3	.436	.434	.870
	Minor League Totals	.307	133	430	90	132	15	10	4	56	0	9	72	102	36	7	.413	.416	.829

AYUBI, Karim Jonathan

OF

HT: 6-1; **BATS:** Right; **THROWS:** Right; **BORN:** 12/8/2003 in Willemstad, Curaçao; **SIGNED BY:** Dennis Neuman, Rolando Pino; **ACQUIRED:** Signed as an international free agent, 1/15/2021.

2023: Made starts in RF (11), LF (10), and at DH (2) for the Rookie-level FCL Red Sox, also playing 4.0 innings in CF...Led the team with a .435 OBP (min. 50 AB) and recorded more walks (24) than strikeouts (23)...Walked a career-high 4 times on 7/7 at the FCL Twins and 7/23 vs. the FCL Braves.

YEAR	CLUB	AVG	G	AB	R	H	2B	3B	HR	RBI	SH	HBP	BB	SO	SB	CS	OBP	SLG	OPS
2021	DSL Red Sox Red (R)	.210	24	62	10	13	5	0	0	10	0	1	10	20	2	0	.329	.290	.619
2022	DSL Red Sox (R)	.248	44	145	29	36	6	3	0	22	0	15	26	48	11	4	.410	.331	.741
2023	FCL Red Sox (R)	.200	28	65	16	13	3	0	0	7	0	3	24	23	3	2	.435	.246	.681
	Minor League Totals	.228	96	272	55	62	14	3	0	39	0	19	60	91	16	6	.399	.301	.700

BASTARDO, Angel Jose

RHP

HT: 6-1; **BATS:** Right; **THROWS:** Right; **BORN:** 6/18/2002 in Moron, Carabobo, VZ; **SIGNED BY:** Lenin Rodriguez and Eddie Romero; **ACQUIRED:** Signed as an international free agent, 7/2/2018.

CAREER: Enters 2024 ranked as a Red Sox top prospect by *Baseball America* (27)...**2023:** Posted a 4.68 ERA (62 ER/119.1 IP) with 11.24 SO/9.0 IP in 24 starts between High-A Greenville and Double-A Portland...Led the South Atlantic League in strikeouts (139), complete games (2), and shutouts (2) and ranked 7th in innings (103.1)...Earned SAL Pitcher of the Week for 5/15-21 (1 G, 6.0 IP, H, 2 BB, 7 SO)...Named SAL Pitcher of the Month and Red Sox Minor League Pitcher of the Month for July after posting a 2.89 ERA (28.0 IP, 9 H, 9 ER, 7 BB, 42 SO)...Struck out a career-high 14 batters with 0 BB on 7/21 vs. Asheville (7.0 IP)...Promoted to Portland on 8/24.

Minor League Players, Continued

YEAR	CLUB	W-L	ERA	G	GS	SV	IP	H	R	ER	HR	HB	BB	SO	SO/9	WHIP	AVG
2019	DSL Red Sox (R)	3-1	3.71	12	12	0	51.0	39	24	21	1	3	12	37	6.53	1.00	.210
2020								Did not play									
2021	FCL Red Sox (R)	1-3	6.67	10	6	0	29.2	45	29	22	1	0	12	33	10.01	1.92	.338
2022	Salem (A)	3-4	4.50	22	22	0	82.0	82	49	41	4	3	45	85	9.33	1.55	.264
2023	Greenville (A+)	2-7	4.62	21	21	0	103.1	86	59	53	11	2	46	139	12.11	1.28	.223
	Portland (AA)	0-1	5.06	3	3	0	16.0	12	9	9	3	1	9	10	5.63	1.31	.207
Minor League Totals		9-16	4.66	68	64	0	282.0	264	170	146	20	9	124	304	9.70	1.38	.246

BENITEZ, Jorge Oscar - Non-Roster Invitee

LHP

HT: 6-2; **BATS:** Left; **THROWS:** Left; **BORN:** 6/2/1999 in San Juan, PR; **SIGNED BY:** Dan Rovetto, Rafael Santo Domingo; **ACQUIRED:** Signed as a minor league free agent, 11/22/2023.

CAREER: Originally selected by SEA in the 9th round of the 2017 First-Year Player Draft...Has made each of his last 111 minor league appearances in relief...Has pitched for Criollos de Caguas of the Puerto Rican Winter League (2018-20, '22-23)...In 2022, was named to the Arizona Fall League's Fall Stars Game...**2023:** Led Double-A Arkansas in ERA (2.14; min. 50.0 IP)...Did not allow an earned run over his final 8 games from 8/22-9/15 (11.0 IP, 4 H, 1 R, 4 HB, 7 BB, 17 SO)...**PERSONAL:** Graduated from Leadership Christian Academy (PR) in 2017.

YEAR	CLUB	W-L	ERA	G	GS	SV	IP	H	R	ER	HR	HB	BB	SO	SO/9	WHIP	AVG
2017	AZL Mariners (R)	1-0	7.82	13	10	0	25.1	28	25	22	1	4	20	24	8.53	1.89	.280
2018	ACL Mariners (R)	2-3	4.92	13	9	0	53.0	62	38	29	3	5	23	44	7.47	1.60	.292
	Everett (A)	0-0	2.25	2	0	0	4.0	2	1	1	0	1	1	6	13.50	0.75	.143
2019	Everett (A+)	2-3	4.91	15	3	0	55.0	48	36	30	2	8	38	55	9.00	1.56	.235
2020								Did not play									
2021	Modesto (A)	1-2	5.70	27	0	0	36.1	37	31	23	2	2	27	51	12.63	1.76	.257
2022	Modesto (A)	5-2	3.25	25	0	11	36.0	28	17	13	2	5	12	40	10.00	1.11	.211
	Everett (A+)	0-1	2.13	11	0	3	12.2	8	4	3	0	2	6	22	15.63	1.11	.186
2023	Everett (A+)	0-2	0.00	5	0	0	5.2	2	3	0	0	1	5	8	12.71	1.24	.111
	Arkansas (AA)	2-3	2.14	40	0	1	59.0	40	26	14	3	8	39	74	11.29	1.34	.190
Minor League Totals		13-16	4.23	151	22	15	287.0	255	181	135	13	36	171	324	10.16	1.48	.236

BINELAS, Alexander James (Alex)

INF

HT: 6-3; **BATS:** Left; **THROWS:** Right; **BORN:** 5/26/2000 in Oak Creek, WI; **SIGNED BY:** Jeff Simpson (Brewers); **ACQUIRED:** From the Milwaukee Brewers with OF Jackie Bradley Jr. and INF David Hamilton in exchange for OF Hunter Renfroe, 12/1/2021.

CAREER: Was ranked by *Baseball America* as the Sox' No. 17 prospect entering 2022...Has appeared defensively at 3B (117 G) and 1B (78 G)...**2023:** Led Double-A Portland in HR (16), including a 2-HR game on 6/22 vs. Reading...Also ranked among Portland leaders in RBI (3rd, 52) and XBH (2nd, 36)...**PERSONAL:** Selected by MIL in the 3rd round (2021) and by WSH in the 35th round (2018) of the First-Year Player Draft...Played 3 seasons at the University of Louisville (2019-21)...In 2021, selected to the All-ACC Third Team, All-ACC Tournament Team, and All-ACC Academic Team...In 2019, named a Freshman All-American by *Baseball America* and selected to the All-ACC Second Team, ACC All-Freshman Team, and NCAA All-Louisville Regional Team...Father, Pete, played professional basketball in Greece (1999-2000) and is a member of the University of Wisconsin-Stout Athletic Hall of Fame (Class of 2005).

YEAR	CLUB	AVG	G	AB	R	H	2B	3B	HR	RBI	SH	HBP	BB	SO	SB	CS	OBP	SLG	OPS
2021	ACL Brewers (R)	.286	7	21	4	6	0	0	0	2	0	1	5	6	1	1	.444	.286	.730
	Carolina (A)	.314	29	118	29	37	11	0	9	27	0	1	12	33	0	0	.379	.636	1.015
2022	Greenville (A+)	.245	58	216	41	53	10	1	14	43	0	1	38	69	8	0	.355	.495	.850
	Portland (AA)	.166	55	211	30	35	10	1	11	35	1	1	25	78	0	0	.254	.379	.633
2023	Portland (AA)	.223	82	296	47	66	18	2	16	52	0	1	30	115	13	2	.296	.459	.755
Minor League Totals		.229	231	862	151	197	49	4	50	159	1	5	110	301	22	3	.316	.469	.785

BLANCO, Royman Jesus

RHP

HT: 6-1; **BATS:** Right; **THROWS:** Right; **BORN:** 4/17/2001 in La Guaira, Vargas, VZ; **SIGNED BY:** Rolando Pino; **ACQUIRED:** Signed as an international free agent, 12/12/2017.

CAREER: In 2022, ranked 6th in the DSL with a 1.07 ERA (min. 30.0 IP)...**2023:** Was 3-1 with a 5.08 ERA (16 ER/28.1 IP) in 16 outings (all in relief) between the Rookie-level FCL Red Sox and Single-A Salem...Walked only 1 of 132 batters faced (0.8%)...Promoted to Salem on 7/28.

YEAR	CLUB	W-L	ERA	G	GS	SV	IP	H	R	ER	HR	HB	BB	SO	SO/9	WHIP	AVG
2018	DSL Red Sox (R)	0-0	0.00	2	0	0	2.0	2	0	0	0	1	0	1	4.50	1.00	.250
2019	DSL Red Sox (R)	4-1	3.12	16	0	0	34.2	38	14	12	0	2	12	21	5.45	1.44	.297
2020								Did not play									
2021	DSL Red Sox (R)	2-3	4.15	19	2	1	39.0	46	23	18	1	2	13	36	8.31	1.51	.286
2022	DSL Red Sox (R)	4-2	1.07	16	0	3	33.2	31	10	4	1	2	6	22	5.88	1.10	.244
2023	FCL Red Sox (R)	3-0	3.86	12	0	0	21.0	27	12	9	1	4	1	19	8.14	1.33	.300
	Salem (A)	0-1	8.59	4	0	0	7.1	13	9	7	2	0	0	3	3.68	1.77	.351
Minor League Totals		13-7	3.27	69	2	4	137.2	157	68	50	5	11	32	102	6.67	1.37	.285

Minor League
Players

Minor League Players, Continued

BLEIS, Miguel

OF

HT: 6-3; **BATS:** Right; **THROWS:** Right; **BORN:** 3/1/2004 in San Pedro de Macoris, DR; **SIGNED BY:** Jonathan Cruz and Eddie Romero; **ACQUIRED:** Signed as an international free agent, 1/15/2021.

CAREER: Enters 2024 ranked by *Baseball America* as the Red Sox' No. 5 prospect...Also rated by *Baseball America* as the Sox' best athlete...Ranked by *BA* as the Sox' best athlete entering 2024...Also ranked as a top Red Sox prospect by *BA* entering 2021 (No. 22), 2022 (No. 20), and 2023 (No. 5)...Has made 81 starts in CF and 14 in RF... In 2022, led the Florida Complex League in XBH (23)...**2023:** Did not play after 5/30 due a left shoulder injury.

YEAR	CLUB	AVG	G	AB	R	H	2B	3B	HR	RBI	SH	HBP	BB	SO	SB	CS	OBP	SLG	OPS
2021	DSL Red Sox Red (R)	.252	36	119	17	30	6	1	4	17	0	3	12	25	7	4	.331	.420	.751
2022	FCL Red Sox (R)	.301	40	153	28	46	14	4	5	27	0	3	10	45	18	3	.353	.542	.895
2023	Salem (A)	.230	31	126	18	29	3	3	1	16	0	1	10	38	11	4	.282	.325	.607
Minor League Totals		.264	107	398	63	105	23	8	10	60	0	7	32	108	36	11	.324	.437	.761

BOLDEN, Caleb Andrew

RHP

HT: 6-2; **BATS:** Right; **THROWS:** Right; **BORN:** 12/19/1998 in Texarkana, TX; **SIGNED BY:** Chris Reilly; **ACQUIRED:** Red Sox 8th pick (7th round, 219th overall) in the 2022 First-Year Player Draft.

2023: Posted a 4.17 ERA (27 ER/58.1 IP) in 32 outings (all in relief) between Single-A Salem and High-A Greenville... Struck out a career-high 6 batters and walked none on 5/6 vs. Fayetteville (3.1 IP)...**PERSONAL:** Pitched at Texas Christian University (2022) and the University of Arkansas (2018-21)...Missed his sophomore season in 2019 after undergoing Tommy John surgery...Made 23 appearances for the Horned Frogs in 2022 after going 6-0 with a 3.86 ERA (38 ER/88.2 IP) in 31 appearances (16 starts) for the Razorbacks...Graduated from Pleasant Grove High School (TX)...Selected by TB in the 16th round of the 2017 June Draft but did not sign.

YEAR	CLUB	W-L	ERA	G	GS	SV	IP	H	R	ER	HR	HB	BB	SO	SO/9	WHIP	AVG
2022	FCL Red Sox (R)	0-0	27.00	2	0	0	1.1	3	4	4	0	0	2	0	0.00	3.75	.375
2023	Salem (A)	1-2	3.67	27	0	4	49.0	36	21	2	1	3	26	75	13.78	1.27	.208
	Greenville (A+)	0-0	6.75	5	0	0	9.1	14	9	7	3	0	3	9	8.68	1.82	.350
Minor League Totals		1-2	4.68	34	0	4	59.2	53	34	31	4	3	31	84	12.67	1.41	.240

BONACI, Brainer Alfredo

SS

HT: 5-10; **BATS:** Switch; **THROWS:** Right; **BORN:** 7/9/2002 in Catia La Mar, Vargas, VZ; **SIGNED BY:** Manny Padron and Eddie Romero; **ACQUIRED:** Signed as an international free agent, 7/9/2018.

CAREER: Ranked by *BA* as the Sox' best infield arm entering 2024...Also ranked as a top Sox prospect by *BA* entering 2020 (No. 18), 2021 (No. 19), 2022 (No. 18), and 2023 (No. 16)...Has made 90 starts at 2B, 86 at SS, and 18 at 3B... Received Carolina League Player of the Week honors for 7/25-31/22...Named Red Sox Minor League Hitter of the Month in July 2022 and Base Stealer of the Month in August 2021...In 2019, tied for the DSL Red Sox1 lead in steals (18)...In 2022, was among Carolina League leaders in OBP (2nd, .397), walks (2nd, 89), and runs (3rd, 86)...**2023:** Hit .297 (94-for-317) with an .818 OPS in 79 games between High-A Greenville and Double-A Portland...Promoted to Portland on 8/9 and recorded a hit in each of his first 8 games from 8/9-16 (.357 AVG, 10-for-28, 8 R, 3 2B, HR, 7 BB).

YEAR	CLUB	AVG	G	AB	R	H	2B	3B	HR	RBI	SH	HBP	BB	SO	SB	CS	OBP	SLG	OPS	
2019	DSL Red Sox (R)	.279	61	229	34	64	14	2	3	37	0	6	23	40	18	10	.356	.397	.753	
2020		Did not play																		
2021	FCL Red Sox (R)	.252	36	139	27	35	13	1	2	17	0	2	21	37	12	0	.358	.403	.761	
	Salem (A)	.224	13	49	5	11	3	1	0	8	0	0	3	8	0	0	.269	.327	.596	
2022	Salem (A)	.262	108	397	86	104	19	6	6	50	0	3	89	89	28	6	.397	.385	.782	
2023	Greenville (A+)	.301	63	256	34	77	15	1	9	38	0	0	21	63	6	3	.353	.473	.826	
	Portland (AA)	.279	16	61	10	17	3	0	2	7	0	0	9	17	1	1	.361	.426	.787	
Minor League Totals		.272	297	1131	196	308	67	11	22	157	0	11	166	254	65	20	.368	.409	.777	

BOOSER, Cameron Joesph (Cam) - Non-Roster Invitee

LHP

HT: 6-3; **BATS:** Left; **THROWS:** Left; **BORN:** 5/4/1992 in Seattle, WA; **SIGNED BY:** Trevor Brown; **ACQUIRED:** Signed as a minor league free agent, 2/6/2023.

CAREER: Originally signed by MIN as a non-drafted free agent on 8/12/13...Retired from baseball in 2017 and joined a Seattle-area carpenters union and worked in construction...After pitching for the Chicago Dogs of the independent American Association in 2021, signed with ARI as a minor league free agent on 2/16/22...**2023:** Ranked T-2nd on Triple-A Worcester in appearances (48)...Recorded his first save in over 8 years on 7/16 at Jacksonville (0.2 IP, H, BB)...

PERSONAL: Pitched for Oregon State University (2011-12) and Central Arizona College (2013)...Underwent Tommy John surgery as a freshman...Graduated from Fife (WA) High School.

Minor League Players, Continued

YEAR	CLUB	W-L	ERA	G	GS	SV	IP	H	R	ER	HR	HB	BB	SO	SO/9	WHIP	AVG
2013	GCL Twins (R)	0-0	2.45	3	0	0	3.2	3	2	1	0	0	0	3	7.36	0.82	.200
2014	Elizabethton (R)	1-5	2.01	19	0	2	31.1	28	22	7	0	2	14	42	12.06	1.34	.231
2015	Cedar Rapids (A)	1-2	3.72	32	0	10	46.0	31	23	19	1	1	40	64	12.52	1.54	.194
2016	Cedar Rapids (A)	0-2	12.41	12	0	0	12.1	12	19	17	1	3	23	14	10.22	2.84	.267
	Fort Myers (A)	0-2	4.85	9	0	0	13.0	8	7	7	2	0	8	20	13.85	1.23	.174
2017	Fort Myers (A+)	0-0	3.38	3	0	0	2.2	0	1	1	0	2	7	0	0.00	2.63	.000
2018																	
2019																	
2020																	
2021	Chicago (Ind.)	1-2	1.93	21	0	2	23.1	20	9	5	2	1	10	39	15.04	1.29	
2021	Lancaster (Ind.)	1-0	4.63	13	0	1	11.2	12	10	6	0	1	6	15	11.57	1.54	
2022	Amarillo (AA)	1-1	6.48	19	0	0	25.0	26	18	18	5	0	22	30	10.80	1.92	.274
2023	Worcester (AAA)	4-3	4.99	48	0	1	57.2	54	38	32	11	1	24	66	10.30	1.35	.245
Minor League Totals		7-15	4.79	145	0	13	191.2	162	130	102	20	9	138	239	11.22	1.57	.228
Independent Lg. Totals		2-2	4.63	34	0	3	35.0	32	19	11	2	2	16	54	13.89	1.37	

BRAND, Jonathan Robert

RHP

HT: 5-9; **BATS:** Right; **THROWS:** Right; **BORN:** 2/20/2000 in Columbia, GA; **SIGNED BY:** Matt Davis; **ACQUIRED:** Red Sox 9th pick (8th round, 249th overall) in the 2022 First-Year Player Draft.

2023: Led Single-A Salem in saves (8) and ranked 2nd in games pitched (29)...Did not allow an earned run over 8 appearances from 5/30-7/2 (10.1 IP, 4 H, 1 R, 3 BB, 11 SO)...Held LHH to a .551 OPS and RHH to a .585 OPS ...**PERSONAL:** Pitched for Miami University (OH) (2020-22) and East Georgia State College (2019)...In 3 seasons for the RedHawks, was 12-6 with a 2.84 ERA (49 ER/155.1 IP) in 31 appearances (27 starts)...In 2022, was named First-Team All-MAC, First-Team All-Region (ABCAR/Rawlings), Second-Team All-American (ABCA/Rawlings), and Third-Team All-American (Collegiate Baseball) after going 8-2 with a 1.40 ERA (12 ER/77.1 IP) in 13 starts...Posted a 2.57 ERA (8 ER/28.0 IP) in 7 appearances (6 starts) across the 2021-22 seasons for Wareham in the Cape Cod Baseball League... Also pitched for Willmar in the Northwoods League in 2020...Graduated from Columbus (GA) High School.

YEAR	CLUB	W-L	ERA	G	GS	SV	IP	H	R	ER	HR	HB	BB	SO	SO/9	WHIP	AVG
2022	FCL Red Sox (R)	0-0	0.00	2	0	0	2.0	2	0	0	0	0	0	3	13.50	1.00	.250
2023	Amarillo (AA)	4-2	2.58	29	0	8	38.1	24	17	11	3	2	14	47	11.03	0.99	.183
Minor League Totals		4-2	2.45	31	0	8	40.1	26	17	11	3	2	14	50	11.16	0.99	.187

BRANNON, Brooks Paul

C

HT: 6-0; **BATS:** Right; **THROWS:** Right; **BORN:** 5/4/2004 in Greensboro, NC; **SIGNED BY:** Kirk Fredriksson; **ACQUIRED:** Red Sox 10th pick (9th round, 279th overall) in the 2022 First-Year Player Draft.

CAREER: Enters 2024 ranked as a top Red Sox prospect by *Baseball America* (No. 29)...Also ranked as a top Sox prospect by *BA* entering 2023 (No. 25)...**2023:** Limited to 17 games due to 2 stints on the Injured List and did not play after 7/14...Homered in 3 of his first 4 games with Single-A Salem from 7/1-8...**PERSONAL:** Graduated from Randleman High School (NC), where he was a 2-time state champion in baseball...Led the nation in HR (20) and RBI (91) as a senior in 2022...His 20 HR tied the North Carolina state single-season record, matching his father, Paul, who did so in 1989 at Kings Mountain High School (NC).

YEAR	CLUB	AVG	G	AB	R	H	2B	3B	HR	RBI	SH	HBP	BB	SO	SB	CS	OBP	SLG	OPS
2022	FCL Red Sox (R)	.462	5	13	6	6	1	2	0	5	0	0	2	5	0	0	.533	.846	1.379
2023	FCL Red Sox (R)	.250	11	48	8	12	3	1	3	14	1	0	3	12	0	0	.294	.542	.836
	Salem (A)	.292	6	24	4	7	0	0	3	9	0	0	1	8	0	0	.320	.667	.987
Minor League Totals		.294	22	85	18	25	4	3	6	28	1	0	6	25	0	0	.341	.624	.965

BROADWAY, Taylor Anthony

RHP

HT: 5-11; **BATS:** Right; **THROWS:** Right; **BORN:** 4/8/1997 in Houston, TX; **SIGNED BY:** Warren Hughes; **ACQUIRED:** From the Chicago White Sox with C Reese McGuire in exchange for LHP Jake Diekmann, 8/31/2022.

2023: Was invited to his 1st ML Spring Training as a non-roster invitee...Had Tommy John surgery in October...**PERSONAL:** Graduated in 2016 from Cypress (TX) Christian High School...After receiving no baseball scholarship offers, attended TCS Post Grad Academy in Dallas... Was not drafted after either of his 2 years at Tyler Junior College, where in 2017 he led the Hawks to the DIII NJCAA World Series title, was named World Series MVP and DIII NJCAA Player of the Year, and was tabbed both a 1st Team All-American and Academic All-American...Transferred and pitched at the University of Mississippi (2019-21) and graduated in May 2020 with a degree in multi-disciplinary studies...Set the Ole Miss single-season saves record in 2021 (16)...His father, Danny, was a professional bowler after he bowled at Texas A&M, while his mother, Adora, bowled at the University of Houston.

YEAR	CLUB	W-L	ERA	G	GS	SV	IP	H	R	ER	HR	HB	BB	SO	SO/9	WHIP	AVG
2021	AZL White Sox (R)	1-0	0.00	1	0	0	1.0	0	0	0	0	0	0	2	18.00	0.00	.000
	Kannapolis (A)	0-0	1.59	5	0	0	5.2	2	1	1	1	0	1	7	11.12	0.53	.105
	Winston-Salem (A+)	0-0	3.00	6	1	0	6.0	4	3	2	0	0	1	6	9.00	0.83	.167
2022	Winston-Salem (A+)	0-0	10.13	3	0	1	2.2	4	3	3	0	0	2	3	10.13	2.25	.333
	Birmingham (AA)	3-2	4.74	37	0	1	49.1	58	28	26	8	0	14	74	13.50	1.46	.289
	Portland (AA)	1-0	1.50	5	0	1	6.0	2	1	1	1	0	0	10	15.00	0.33	.105
2023	Portland (AA)	1-0	0.00	3	0	0	4.0	4	0	0	0	0	0	4	9.00	1.00	.250
	Worcester (AAA)	1-1	6.34	22	1	0	32.2	37	28	23	11	0	16	28	7.71	1.62	.287
Minor League Totals		7-3	4.70	82	2	3	107.1	111	64	56	21	0	34	134	11.24	1.35	.262

Minor League
Players

Minor League Players, Continued

CASTRO, Allan Alexander

OF

HT: 6-1; **BATS:** Switch; **THROWS:** Right; **BORN:** 5/24/2003 in Santo Domingo, DR; **SIGNED BY:** Manny Nanita and Eddie Romero; **ACQUIRED:** Signed as an international free agent, 7/2/2019.

CAREER: Was originally signed as a middle infielder before being moved to the outfield in 2021...Led the 2021 DSL Red Sox Red in SLG, OPS, doubles, triples, XBH, and total bases...**2023:** Hit .261 (109-for-417) with a .773 OPS in 112 games between Single-A Salem and High-A Greenville...Recorded a career-high 6 RBI on 4/11 at Carolina, including a grand slam in the 3rd inning.

YEAR	CLUB	AVG	G	AB	R	H	2B	3B	HR	RBI	SH	HBP	BB	SO	SB	CS	OBP	SLG	OPS
2021	DSL Red Sox Red (R)	.232	46	164	24	38	8	7	3	19	0	6	21	43	3	2	.335	.421	.756
2022	FCL Red Sox (R)	.279	39	122	19	34	4	4	3	17	0	3	13	32	8	2	.355	.451	.806
	Salem (A)	.188	10	32	7	6	1	2	0	4	0	0	6	11	0	0	.316	.344	.660
2023	Salem (A)	.247	69	251	39	62	20	2	3	29	0	2	51	54	15	5	.376	.378	.754
	Greenville (A+)	.283	43	166	23	47	11	2	4	17	0	2	17	36	4	1	.355	.446	.801
Minor League Totals		.254	207	735	112	187	44	17	13	86	0	13	108	176	30	10	.356	.414	.770

CELLUCCI, Brendan Michael

LHP

HT: 6-4; **BATS:** Left; **THROWS:** Left; **BORN:** 6/30/1998 in Philadelphia, PA; **SIGNED BY:** Tim Collinsworth; **ACQUIRED:** Red Sox 12th pick (12th round, 377th overall) in the 2019 First-Year Player Draft.

CAREER: Ranked by *Baseball America* as the Sox' No. 28 prospect in their 2021 midseason rankings...Made 10 appearances for Scottsdale in the Arizona Fall League in 2021...**2023:** In the 2nd half of the season, posted a 2.25 ERA (7 ER/28.0 IP) across 20 games for Double-A Portland (37 SO, 10 BB)...Was part of a no-hitter on 7/23 vs. New Hampshire (2.0 IP, BB, SO)...**PERSONAL:** Played at Tulane University (2018-19)...Pitched for Baltimore in the Cal Ripken Collegiate Baseball League (2018) and Wareham in the Cape Cod Baseball League (2018-19)...Attended William Penn Charter School in Philadelphia.

YEAR	CLUB	W-L	ERA	G	GS	SV	IP	H	R	ER	HR	HB	BB	SO	SO/9	WHIP	AVG	
2019	Lowell (A)	1-0	5.25	8	0	0	12.0	14	7	7	1	1	7	17	12.75	1.75	.292	
2020		Did not play																
2021	Greenville (A+)	2-3	5.30	36	0	0	37.1	36	24	22	3	1	28	59	14.22	1.71	.252	
2022	Greenville (A+)	3-4	4.50	43	10	0	62.0	54	35	31	6	8	44	82	11.90	1.58	.238	
	Portland (AA)	0-0	0.00	2	0	0	2.1	2	0	0	0	0	0	3	11.57	0.86	.250	
2023	Portland (AA)	1-2	5.29	37	0	0	51.0	60	36	30	7	2	33	63	11.12	1.82	.291	
Minor League Totals		7-9	4.92	126	10	0	164.2	166	102	90	17	12	112	224	12.24	1.69	.263	

CEPEDA, Felix Manuel

RHP

HT: 6-3; **BATS:** Right; **THROWS:** Right; **BORN:** 7/15/2000 in Bona, Monsenor Nouel, DR; **SIGNED BY:** Domingo Brito and Eddie Romero; **ACQUIRED:** Signed as an international free agent, 7/11/2017.

2023: Posted a 2.38 ERA (14 ER/53.0 IP) and .194 opponent AVG between Single-A Salem and High-A Greenville...Allowed only 1 HR, including none over his first 47.2 IP...Made 8 appearances for Glendale in the Arizona Fall League.

YEAR	CLUB	W-L	ERA	G	GS	SV	IP	H	R	ER	HR	HB	BB	SO	SO/9	WHIP	AVG	
2018	DSL Red Sox (R)	0-1	1.50	4	4	0	6.0	4	4	1	0	0	7	10	15.00	1.83	.174	
2019	FCL Red Sox (R)	2-4	6.16	10	8	0	38.0	39	30	26	4	1	20	29	6.87	1.55	.265	
2020		Did not play																
2021	FCL Red Sox (R)	1-2	4.64	6	5	0	21.1	18	15	11	2	2	18	26	10.97	1.69	.214	
2022	Salem (A)	3-4	6.20	28	2	2	49.1	39	37	34	3	6	49	55	10.03	1.78	.214	
2023	Salem (A)	3-3	3.03	19	0	2	32.2	27	19	11	0	2	23	39	10.74	1.53	.216	
	Greenville (A+)	0-1	1.33	14	0	4	20.1	10	3	3	1	0	6	21	9.30	0.79	.152	
Minor League Totals		9-15	4.62	81	19	8	167.2	137	108	86	10	11	123	180	9.66	1.55	.219	

CEPEDES, Yoeliln

SS

HT: 5-9; **BATS:** Right; **THROWS:** Right; **BORN:** 9/8/2005 in Azua, DR; **SIGNED BY:** Manny Nanita; **ACQUIRED:** Signed as an international free agent, 1/15/2023.

CAREER: Enters 2024 ranked as a top Red Sox prospect by *Baseball America* (No. 10)...**2023:** Named Red Sox Latin Program Position Player of the Year...Also named a DSL All-Star after ranking among league leaders in AVG (6th, .346), SLG (10th, .560), hits (3rd, 66), doubles (T-5th, 15), XBH (5th, 25), and total bases (3rd, 107)...Led the DSL Red Sox Blue in AVG, doubles, triples, HR, RBI, OPS, XBH, and runs...Recorded a 17-game on-base streak from 7/6-28, including a 10-game hitting streak from 7/6-18.

YEAR	CLUB	AVG	G	AB	R	H	2B	3B	HR	RBI	SH	HBP	BB	SO	SB	CS	OBP	SLG	OPS
2023	DSL Red Sox (R)	.346	46	191	37	66	15	4	6	38	0	2	14	24	1	2	.392	.560	.952
Minor League Totals		.346	46	191	37	66	15	4	6	38	0	2	14	24	1	2	.392	.560	.952

Minor League Players

Minor League Players, Continued

CHACON, Juan Camilo

OF

HT: 6-2; **BATS:** Right; **THROWS:** Right; **BORN:** 12/4/2002 in Valera, Trujillo, VZ; **SIGNED BY:** Wilder Lobo and Eddie Romero; **ACQUIRED:** Signed as an international free agent, 7/2/2019.

CAREER: Has made 80 starts in RF, 74 in CF, and 32 in LF, recording 9 OF assists...Named Red Sox Minor League Base Stealer of the Month for August 2022...Led the DSL Red Sox Blue in runs (45), hits (51), and stolen bases (11) during 2021...**2023:** Stole 20+ bases for the 2nd consecutive season...Did not play after 6/29 due to injury.

YEAR	CLUB	AVG	G	AB	R	H	2B	3B	HR	RBI	SH	HBP	BB	SO	SB	CS	OBP	SLG	OPS
2021	DSL Red Sox (R)	.311	47	164	45	51	5	2	1	8	0	7	26	26	11	7	.426	.384	.810
2022	FCL Red Sox (R)	.225	41	138	21	31	10	0	1	25	0	3	26	53	21	3	.351	.319	.670
	Salem (A)	.129	8	31	4	4	1	0	0	0	0	0	3	13	1	0	.206	.161	.367
2023	Salem (A)	.241	57	199	22	48	6	6	0	18	0	4	31	52	20	10	.353	.332	.685
Minor League Totals		.252	153	532	92	134	22	8	2	52	0	14	86	144	53	20	.367	.335	.702

COFFEY, Cutter Dean

INF

HT: 6-2; **BATS:** Right; **THROWS:** Right; **BORN:** 5/21/2004 in Bakersfield, CA; **SIGNED BY:** Josh Labandeira; **ACQUIRED:** Red Sox 2nd pick (2nd round, 41st overall) in the 2022 First-Year Player Draft.

CAREER: Entered 2023 ranked as a top Red Sox prospect by *Baseball America* (No. 21) and MLB.com (No. 19)...Has made 46 starts at SS, 41 at 3B, and 12 at 2B...**PERSONAL:** Graduated from Liberty High School (CA), where he hit .418 (115-for-275) with 26 2B, 5 3B, 24 HR, and 99 RBI in 92 games across 4 seasons...Had committed to play baseball at the University of Texas.

YEAR	CLUB	AVG	G	AB	R	H	2B	3B	HR	RBI	SH	HBP	BB	SO	SB	CS	OBP	SLG	OPS
2022	FCL Red Sox (R)	.125	11	32	7	4	1	0	0	0	0	1	7	11	1	0	.300	.156	.456
2023	Salem (A)	.226	81	296	51	67	14	2	6	30	0	7	45	79	18	6	.341	.348	.689
	Greenville (A+)	.136	18	66	8	9	2	0	0	5	0	0	11	21	1	1	.253	.167	.420
Minor League Totals		.203	110	394	66	80	17	2	6	35	0	8	63	111	20	7	.323	.302	.625

COFFEY, Isaac

RHP

HT: 6-1; **BATS:** Right; **THROWS:** Right; **BORN:** 6/21/2000 in Goleta, CA; **SIGNED BY:** Chris Reilly; **ACQUIRED:** Red Sox 11th pick (10th round, 309th overall) in the 2022 First-Year Player Draft.

2023: Went 11-6 with a 3.37 ERA (44 ER/117.2 IP) between High-A Greenville and Double-A Portland...Was named a South Atlantic League Post-Season All-Star...Ranked among Sox minor league leaders in wins (T-1st, 11), SO (2nd, 155), and IP (5th, 117.2)...Recorded 4 starts with 10+ SO, including 3 of his first 8 starts from 4/12-5/25...Was named Red Sox Minor League Starting Pitcher of the Month for May...**PERSONAL:** Pitched at Oral Roberts University (2019-22), where he was 18-9 with a 3.34 ERA (84 ER/226.1 IP) in 42 starts...Also hit .283 (76-for-269) with 17 2B, 1 3B, 7 HR, and 46 RBI in 127 games...Named 2021 Summit League Pitcher of the Year, 2019 First Team All-Summit League, and 2019 *Baseball America* Second Team Freshman All-American...Pitched for Holly Springs in the Coastal Plains League during the summer of 2021...Graduated from Dos Pueblos High School (CA).

YEAR	CLUB	W-L	ERA	G	GS	SV	IP	H	R	ER	HR	HB	BB	SO	SO/9	WHIP	AVG
2022	FCL Red Sox (R)	0-0	10.80	2	0	0	1.2	2	2	2	0	0	2	0	0.00	2.40	.333
2023	Greenville (A+)	4-2	2.83	11	11	0	60.1	51	23	19	11	1	10	83	12.38	1.01	.223
	Portland (AA)	7-4	3.92	12	11	0	57.1	46	27	25	11	9	23	72	11.30	1.20	.215
Minor League Totals		11-6	3.47	25	22	0	119.1	99	52	46	22	10	35	155	11.69	1.12	.220

COHEN, Luis Fernando

RHP

HT: 6-0; **BATS:** Right; **THROWS:** Right; **BORN:** 5/26/2003 in Tucacas, Falcon, VZ; **SIGNED BY:** Jorge Moreno, Rolando Pino; **ACQUIRED:** Signed as international free agent, 1/15/2022.

CAREER: Led the 2022 DSL Red Sox Blue with 46.2 IP and ranked 2nd with 42 SO...**2023:** Led the FCL Red Sox in IP (39.0)...Was named the FCL Pitcher of the Month in July, posting a 1.42 ERA over 19.0 IP (21 SO).

YEAR	CLUB	W-L	ERA	G	GS	SV	IP	H	R	ER	HR	HB	BB	SO	SO/9	WHIP	AVG
2022	DSL Red Sox (R)	0-1	2.89	13	12	0	46.2	36	16	15	0	4	14	42	8.10	1.07	.208
2023	FCL Red Sox (R)	3-2	3.46	10	7	1	39.0	28	18	15	2	2	14	39	9.00	1.08	.206
Minor League Totals		3-3	3.15	23	19	1	85.2	64	34	30	2	6	28	81	8.51	1.07	.207

COLMENARES, Willian Enrique

RHP

HT: 6-0; **BATS:** Right; **THROWS:** Right; **BORN:** 2/3/2005 in Barquisimeto, Lara, VZ; **SIGNED BY:** Ernesto Gomez, Rolando Pino; **ACQUIRED:** Signed as international free agent, 7/11/2017.

CAREER: Has allowed only 1 HR in 50.1 IP.

YEAR	CLUB	W-L	ERA	G	GS	SV	IP	H	R	ER	HR	HB	BB	SO	SO/9	WHIP	AVG
2022	DSL Red Sox (R)	2-2	3.79	13	12	0	40.1	45	18	17	1	4	18	40	8.93	1.56	.308
2023	FCL Red Sox (R)	0-2	5.40	4	3	0	10.0	10	6	6	0	1	7	6	5.40	1.70	.263
Minor League Totals		2-4	4.11	17	15	0	50.1	55	24	23	1	5	25	46	8.23	1.59	.299

Minor League Players, Continued

CONTRERAS, Mark Anthony - Non-Roster Invitee

OF

HT: 6-0; **BATS:** Left; **THROWS:** Right; **BORN:** 1/24/1995 in Moreno Vally, CA; **SIGNED BY:** John Leavitt; **ACQUIRED:** Signed as a minor league free agent, 11/1/2023.

CAREER: Made his MLB debut in 2022 with MIN, playing in 28 games while making 9 starts in CF and 6 in RF.. Originally selected by MIN in the 9th round of the 2017 First-Year Player Draft...Has hit .238 (481-for-2,017) with a .728 OPS and 93 steals in 565 career minor league games, stealing 23 bases in both 2022 and 2023...Was named a 2021 MiLB.com Organizational All-Star...Played 22 games in 2021 for the Criollos de Caguas in the Puerto Rican Winter League...Won a Rawlings MiLB Gold Glove in 2019, after not committing an error in 784.1 innings in the outfield...**2023:** Ranked 2nd on Triple-A St. Paul in hits (93) and stolen bases (23)...**PERSONAL:** Played for University of California, Riverside, where he was named the school's Male Student-Athlete of the Year and All-Big West First Team as a senior in 2017...Attended Canyon Springs High School in Moreno Valley, CA where he helped the Cougars win 4 consecutive Inland Valley League championships (2010-13)...Notable Canyon Spring alumni include 2-time NBA Finals MVP Kawhi Leonard and 2007 World Series Champion Bobby Kielty.

YEAR	CLUB	AVG	G	AB	R	H	2B	3B	HR	RBI	SH	HBP	BB	SO	SB	CS	OBP	SLG	OPS
2017	Elizabethon (R)	.275	43	171	27	47	9	2	4	24	0	4	8	52	5	1	.319	.421	.740
2018	Cedar Rapids (A)	.440	7	25	4	11	3	0	0	5	1	0	2	7	1	0	.481	.560	1.041
	Fort Myers (A+)	.212	97	335	60	71	16	4	9	39	2	9	35	92	12	9	.302	.364	.666
2019	Fort Myers (A+)	.101	27	79	7	8	3	0	0	6	0	4	12	23	5	0	.247	.139	.386
	Pensacola (AA)	.210	85	281	35	59	12	3	10	33	2	5	23	93	9	8	.279	.381	.660
2020									Did not play										
2021	Wichita (AA)	.269	19	67	10	18	4	1	2	11	0	0	9	22	3	0	.355	.448	.803
	St. Paul (AAA)	.248	95	343	62	85	26	2	18	63	0	13	34	117	12	5	.335	.493	.828
2022	St. Paul (AAA)	.237	102	376	64	89	21	1	15	59	0	8	37	125	23	2	.317	.418	.735
	MINNESOTA	.121	28	58	9	7	1	0	3	6	0	1	1	21	1	0	.148	.293	.441
2023	St. Paul (AAA)	.274	90	340	52	93	17	1	10	54	0	5	36	99	23	8	.352	.418	.770
	Major League Totals	.121	28	58	9	7	1	0	3	6	0	1	1	21	1	0	.148	.293	.441
	Minor League Totals	.238	565	2017	321	481	111	14	68	294	5	48	196	630	93	33	.319	.409	.728

CRUZ, Nathanael

RHP

HT: 6-2; **BATS:** Right; **THROWS:** Right; **BORN:** 2/4/2003 in Santo Domingo, DR; **SIGNED BY:** Manny Nanita and Eddie Romero; **ACQUIRED:** Signed as an international free agent, 7/2/2019.

2023: Transitioned to a full-time reliever...From the start of the season through 6/29, posted a 1.96 ERA (4 ER/18.1 IP) across 11 games (20 SO).

YEAR	CLUB	W-L	ERA	G	GS	SV	IP	H	R	ER	HR	HB	BB	SO	SO/9	WHIP	AVG
2021	FCL Red Sox (R)	0-0	3.18	4	3	0	5.2	4	2	2	2	1	3	8	12.71	1.24	.200
2022	FCL Red Sox (R)	0-0	2.55	8	7	0	17.2	11	5	5	1	1	12	19	9.68	1.30	.190
	Salem (A)	0-0	7.85	8	3	1	18.1	20	16	6	4	13	15	7.36	1.80	.278	
2023	Salem (A)	3-2	5.14	25	0	0	42.0	32	29	24	2	8	36	45	9.64	1.62	.216
	Minor League Totals	3-2	5.06	45	13	1	83.2	67	52	47	11	14	64	87	9.36	1.57	.225

DE LA CRUZ, Darlyn

RHP

HT: 6-4; **BATS:** Right; **THROWS:** Right; **BORN:** 11/26/2002 in Puerto Plata, DR; **SIGNED BY:** Juan Carlos Calderon, Eddie Romero; **ACQUIRED:** Signed as an international free agent, 1/15/2022.

2023: Led the DSL Red Sox Blue with 5 wins.

YEAR	CLUB	W-L	ERA	G	GS	SV	IP	H	R	ER	HR	HB	BB	SO	SO/9	WHIP	AVG
2022	DSL Red Sox (R)	1-1	3.04	10	9	0	26.2	17	11	9	0	4	18	28	9.45	1.31	.185
2023	DSL Red Sox (R)	5-1	3.49	8	0	0	28.1	22	12	11	4	5	12	34	10.80	1.20	.222
	FCL Red Sox (R)	1-0	6.43	4	0	0	7.0	6	6	5	1	1	4	5	6.43	1.43	.231
	Minor League Totals	7-2	3.63	22	9	0	62.0	45	29	25	5	10	34	67	9.73	1.27	.207

DE LA ROSA, Luis Jose

RHP

HT: 6-1; **BATS:** Right; **THROWS:** Right; **BORN:** 7/6/2002 in Santo Domingo, DR; **SIGNED BY:** Rafael Vasquez (KC); **ACQUIRED:** From the Kansas City Royals with RHP Grant Gambrell to complete a 3-team trade, 6/4/2021.

CAREER: Originally signed by the Royals as an international free agent in 2018...Named a *Baseball America* DSL All-Star in 2019...Named Florida Complex League Pitcher of the Week from 6/27-7/3/22...**2023:** Led Single-A Salem with 88 SO...In the 2nd half of the season, posted a 2.00 ERA (8 ER/36.0 IP) across 15 games (52 SO, 21 BB)...In August, recorded a 0.93 ERA (2 ER/19.1 IP) in 8 games.

YEAR	CLUB	W-L	ERA	G	GS	SV	IP	H	R	ER	HR	HB	BB	SO	SO/9	WHIP	AVG
2019	DSL Royals (R)	2-1	2.33	12	11	0	38.2	28	10	10	0	0	7	52	12.10	0.91	.197
2020								Did not play									
2021	FCL Red Sox (R)	1-0	3.04	8	5	1	26.2	19	9	9	1	4	9	21	7.09	1.05	.207
2022	FCL Red Sox (R)	1-0	1.26	4	3	0	14.1	5	2	2	0	3	9	20	12.56	0.98	.104
	Salem (A)	2-2	4.72	11	0	1	34.1	31	22	18	2	4	12	38	9.96	1.25	.235
2023	Salem (A)	2-7	2.94	28	6	0	70.1	53	37	23	4	4	40	88	11.26	1.32	.208
	Minor League Totals	8-10	3.03	63	25	2	184.1	136	80	62	7	15	77	219	10.69	1.16	.203

Minor League Players

Minor League Players, Continued

DE LEON, Fraymi Miguel

INF/OF

HT: 5-10; **BATS:** Switch; **THROWS:** Right; **BORN:** 9/28/2004 in Santiago de los Caballeros, DR; **SIGNED BY:** Manny Nanita, Eddie Romero; **ACQUIRED:** Signed as an international free agent, 1/15/2022.

CAREER: Has appeared defensively at SS (49 G), 2B (24 G), 3B (7 G), CF (7 G), and LF (2 G)...**2023:** Hit .455 in his first 11 games with the FCL Red Sox following his promotion on 6/29 (10-for-22, 9 R, 2B, 3 RBI).

YEAR	CLUB	AVG	G	AB	R	H	2B	3B	HR	RBI	SH	HBP	BB	SO	SB	CS	OBP	SLG	OPS
2022	DSL Red Sox (R)	.218	50	179	29	39	1	2	21	3	10	21	61	20	8	.332	.268	.600	
2023	DSL Red Sox (R)	.217	9	23	4	5	0	0	0	3	0	1	7	9	5	0	.419	.217	.636
	FCL Red Sox (R)	.295	29	61	17	18	2	0	0	4	0	3	9	18	9	2	.411	.328	.739
Minor League Totals		.236	88	263	50	62	3	1	2	28	3	14	37	88	34	10	.359	.278	.637

DEAN, Noah Charles

LHP

HT: 6-2; **BATS:** Left; **THROWS:** Left; **BORN:** 3/10/2001 in Hackensack, NJ; **SIGNED BY:** Wallace Rios; **ACQUIRED:** Red Sox 6th pick (5th round, 159th overall) in the 2022 First-Year Player Draft.

2023: Recorded a career-high 9 SO in 4.0 IP on 7/23 at Delaware...**PERSONAL:** Pitched at Old Dominion University (2020-22), where he left with the program record for career saves (18)...Named to the Conference USA All-Freshman Team in 2021...Pitched for the Harwich Mariners in the Cape Cod Baseball League in 2022...Attended Pinelands Regional High School (NJ).

YEAR	CLUB	W-L	ERA	G	GS	SV	IP	H	R	ER	HR	HB	BB	SO	SO/9	WHIP	AVG
2023	Salem (A)	2-8	6.29	21	17	0	63.0	52	49	44	4	6	72	86	12.29	1.97	.233
Minor League Totals		2-8	6.29	21	17	0	63.0	52	49	44	4	6	72	86	12.29	1.97	.233

DECKER, Nicholas David (Nick)

OF

HT: 6-0; **BATS:** Left; **THROWS:** Left; **BORN:** 10/2/1999 in Philadelphia, PA; **SIGNED BY:** Ray Fagnant; **ACQUIRED:** Red Sox 2nd pick (2nd round, 64th overall) in the 2018 First-Year Player Draft.

CAREER: Entered 2021 ranked by *Baseball America* as the Red Sox' No. 29 prospect...Has made 106 starts in RF, 103 in LF, and 4 in CF...**2023:** Spent the entire season with High-A Greenville...Made 34 starts in LF and 11 in RF...

PERSONAL: Named the 2018 Gatorade New Jersey Baseball Player of the Year, Seneca High School's 1st player to receive the honor...Batted .492 (29-for-59) with 7 HR as a senior in 2018...Logged 6.0 scoreless IP in the 2018 South Jersey Group 3 championship, his 1st start of the season...Played in the 2017 Perfect Game All-American Classic in Petco Park.

YEAR	CLUB	AVG	G	AB	R	H	2B	3B	HR	RBI	SH	HBP	BB	SO	SB	CS	OBP	SLG	OPS
2018	FCL Red Sox (R)	.250	2	4	1	1	1	0	0	0	0	0	1	1	0	0	.400	.500	.900
2019	Lowell (A)	.247	53	170	23	42	10	5	6	25	0	1	21	59	4	5	.328	.471	.799
2020																			
2021	FCL Red Sox (R)	.154	5	13	1	2	0	0	0	1	0	0	4	4	0	0	.353	.154	.507
	Salem (A)	.276	68	250	55	69	18	1	8	39	0	4	37	83	4	2	.377	.452	.829
2022	Greenville (A+)	.122	71	222	36	27	8	0	6	18	0	7	40	112	11	2	.275	.239	.514
2023	Greenville (A+)	.218	68	211	37	46	14	4	7	24	0	6	28	83	8	3	.325	.422	.747
Minor League Totals		.215	267	810	153	187	51	10	27	107	0	18	131	342	27	12	.328	.390	.718

DENLINGER, Theran Alan (Theo)

RHP

HT: 6-3; **BATS:** Right; **THROWS:** Right; **BORN:** 7/10/1996 in Dubuque, IA; **SIGNED BY:** J.J. Lally (CWS); **ACQUIRED:** From the Chicago White Sox in exchange for RHP Franklin German, 2/3/2022.

CAREER: Signed by the White Sox as a 7th-round selection in the 2021 First-Year Player Draft...In 2022, led Double-A Birmingham in saves (5)...**2023:** Began the season with Double-A Portland, posting a 0.73 ERA (1 ER/12.1 IP) over 9 games from 4/7-5/5...Pitched in 11 games for Triple-A Worcester to end the season, his most advanced level...

PERSONAL: Pitched for Madison Area Technical College (2016-18) and Bradley University (2019-20)...Graduated from Cuba City (WI) High School.

YEAR	CLUB	W-L	ERA	G	GS	SV	IP	H	R	ER	HR	HB	BB	SO	SO/9	WHIP	AVG
2021	AZL White Sox (R)	0-1	9.00	2	0	0	2.0	3	2	2	0	0	1	5	22.50	2.00	.375
	Kannapolis (A)	0-0	2.45	14	0	2	14.2	10	6	4	1	0	6	26	15.95	1.09	.192
2022	Winston-Salem (A+)	1-0	3.60	8	0	0	10.0	9	4	4	1	0	3	17	15.30	1.20	.225
	Birmingham (AA)	1-2	4.70	32	0	5	38.1	34	21	20	6	2	18	49	11.50	1.36	.233
2023	Portland (AA)	2-4	4.70	24	0	0	30.2	25	19	16	1	3	15	34	9.98	1.30	.221
	Worcester (AAA)	2-0	6.89	11	0	0	15.2	11	14	12	2	3	17	17	9.77	1.79	.196
Minor League Totals		6-7	4.69	91	0	7	111.1	92	66	58	11	8	60	148	11.96	1.37	.222

DIAZ, Kelvin

INF

HT: 6-0; **BATS:** Right; **THROWS:** Right; **BORN:** 3/17/2002 in Las Matas de Santa Cruz, DR; **SIGNED BY:** Todd Claus, Chris Becerra; **ACQUIRED:** Signed as an international free agent, 7/7/2019.

2023: Began the season on a 9-game hitting streak from 6/5-19 (.379, 11-for-29, 12 R, 2 2B, 7 RBI, 9 BB, 8 SB)...Increased his walk rate from 7.7% in 2022 to 19.1%.

YEAR	CLUB	AVG	G	AB	R	H	2B	3B	HR	RBI	SH	HBP	BB	SO	SB	CS	OBP	SLG	OPS
2021	DSL Red Sox Red (R)	.234	46	141	23	33	5	2	2	16	0	7	13	39	13	6	.325	.340	.665
2022	DSL Red Sox (R)	.242	46	178	41	43	12	4	6	30	0	10	16	55	20	3	.333	.455	.788
2023	FCL Red Sox (R)	.212	47	137	30	29	4	2	2	16	1	5	34	49	21	4	.384	.314	.698
Minor League Totals		.230	139	456	94	105	21	8	10	62	1	22	63	143	54	13	.347	.377	.724

Minor League Players, Continued

DiVALERIO, Jordan Drew

RHP

HT: 6-1; **BATS:** Right; **THROWS:** Right; **BORN:** 10/9/1997 in Berwick, PA; **SIGNED BY:** Ray Fagnant; **ACQUIRED:** Signed as a non-drafted free agent, 6/16/2020.

2023: Ranked 4th on High-A Greenville with 72.2 IP...Posted a 2.79 ERA (9 ER/29.0 IP) over his first 13 outings from 4/6-6/10...**PERSONAL:** Pitched at St. Joseph's University (PA)...In 2020, was tied for the Atlantic 10 lead with 33 SO and 3 wins when the season was stopped...Named to the 2019 Philadelphia Big 5 Baseball All-Big 5 Team... Attended Berwick (PA) High School.

YEAR	CLUB	W-L	ERA	G	GS	SV	IP	H	R	ER	HR	HB	BB	SO	SO/9	WHIP	AVG
2021	Salem (A)	9-4	5.72	31	1	0	72.1	83	50	46	8	3	16	72	8.96	1.37	.287
2022	Salem (A)	0-0	36.00	1	0	0	1.0	4	4	4	0	0	1	1	9.00	5.00	.571
	Greenville (A+)	4-0	5.32	29	0	1	67.2	82	50	40	12	1	15	67	8.91	1.43	.293
2023	Greenville (A+)	5-6	5.08	30	5	0	72.2	85	56	41	19	8	15	68	8.42	1.38	.281
Minor League Totals		18-10	5.52	91	6	1	213.2	254	160	131	39	12	47	208	8.76	1.41	.289

DOBBSINS, Hunter

RHP

HT: 6-2; **BATS:** Right; **THROWS:** Right; **BORN:** 8/30/1999 in Bryan, TX; **SIGNED BY:** Chris Reilly; **ACQUIRED:** Red Sox 8th pick (8th round, 226th overall) in the 2021 First-Year Player Draft.

CAREER: Ranked by *Baseball America* as having the best control among Sox minor leaguers entering 2024...**2023:** Tossed at least 6.0 innings in 9 starts, posting a 2.02 ERA (13 ER/58.0 IP) in those outings...Recorded a career-high 10 SO on 5/26 at Rome and 7/6 vs. Binghamton...**PERSONAL:** Pitched at Texas Tech University (2019-20) but missed his junior season after undergoing Tommy John surgery in March 2021...Attended Rudder (TX) High School...His father, Lance, pitched for 2 seasons (1996-97) in the Diamondbacks organization.

YEAR	CLUB	W-L	ERA	G	GS	SV	IP	H	R	ER	HR	HB	BB	SO	SO/9	WHIP	AVG
2022	Salem (A)	0-5	5.22	17	17	0	69.0	82	44	40	6	2	22	68	8.87	1.51	.301
2023	Greenville (A+)	4-1	2.63	7	7	0	41.0	34	15	12	1	3	5	44	9.66	0.95	.222
	Portland (AA)	5-5	4.27	13	12	0	71.2	69	36	34	8	3	26	78	9.80	1.33	.250
Minor League Totals		9-11	4.26	37	36	0	181.2	185	95	86	15	8	53	190	9.41	1.31	.264

DONLAN, Matthew David (Matt)

C

HT: 6-3; **BATS:** Right; **THROWS:** Right; **BORN:** 11/9/1999 in New Haven, CT; **SIGNED BY:** Ray Fagnant; **ACQUIRED:** Signed as a non-drafted free agent, 7/20/2022.

CAREER: Has made 15 starts at catcher in his career...Has thrown out 6 of 19 attempted base stealers (31.6%).

YEAR	CLUB	AVG	G	AB	R	H	2B	3B	HR	RBI	SH	HBP	BB	SO	SB	CS	OBP	SLG	OPS
2022	Salem (A)	.148	8	27	2	4	1	0	0	1	0	1	3	5	0	0	.250	.185	.435
2023	Greenville (A+)	.125	3	8	1	1	0	0	0	0	0	2	1	3	0	0	.364	.125	.489
	Portland (AA)	.222	10	27	3	6	2	0	0	2	0	1	6	7	0	0	.382	.296	.678
Minor League Totals		.177	21	62	6	11	3	0	0	3	0	4	10	15	0	0	.325	.226	.551

DUFFY, Matthew Wilson (Matt)

RHP

HT: 6-2; **BATS:** Left; **THROWS:** Right; **BORN:** 10/4/2001 in Toronto, ON, Canada; **SIGNED BY:** Ray Fagnant; **ACQUIRED:** Red Sox 4th pick (4th round, 115th overall) in the 2023 First-Year Player Draft.

PERSONAL: Pitched for Canisius College (2021-23)...Became the first pitcher in MAAC history to strike out 100+ batters in back-to-back seasons (124 SO in both 2022 and 2023)...Earned All-MAAC First Team (2022, 2023), ABCA/Rawlings NCAA Div. I Northeast First Team (2023), and MAAC Championship MVP (2022) honors...Became the highest draft pick in school history...Graduated from Assumption Catholic Secondary School (ON, Canada).

YEAR	CLUB	W-L	ERA	G	GS	SV	IP	H	R	ER	HR	HB	BB	SO	SO/9	WHIP	AVG
2023	FCL Red Sox (R)	0-0	0.00	1	0	0	1.0	0	0	0	0	0	0	1	9.00	0.00	.000
	Salem (A)	0-1	13.50	2	2	0	3.1	4	5	5	2	1	2	4	10.80	1.80	.333
Minor League Totals		0-1	10.38	3	2	0	4.1	4	5	5	2	1	2	5	10.38	1.38	.267

DUNAND, Joseph Alexander - Non-Roster Invitee

INF/OF

HT: 6-1; **BATS:** Right; **THROWS:** Right; **BORN:** 9/20/1995 in Miami, FL; **SIGNED BY:** Blake Newsome; **ACQUIRED:** Signed as a minor league free agent, 2/1/2024.

CAREER: Made his MLB debut in 2022 with MIA, hitting a HR in his 1st career plate appearance (5/7/22 at SD off Sean Manaea)...Originally selected by MIA in the 2nd round of the 2017 First-Year Player Draft...Was selected by CLE in the 35th round of the 2014 First-Year Player Draft but did not sign...**2023:** Attended ML Spring Training camp with ATL as an NRI, his 2nd big league camp (also 2021 with MIA)...Spent the entire season with Triple-A Gwinnett, where he was teammates with Vaughn Grissom and Dalton Guthrie...Ranked 3rd on the club with 167 total bases...**PERSONAL:** Played for North Carolina State University, where he was named 2nd Team-American and All-ACC as a junior in 2017...Played for Harwich in the Cape Cod Baseball League in 2016...Graduated from Gulliver Preparatory School (FL)...Married his wife, Carolina, in December 2023...Is the nephew of 3-time AL MVP and 14-time All-Star Alex Rodriguez.

Minor League
Players

Minor League Players, Continued

YEAR	CLUB	AVG	G	AB	R	H	2B	3B	HR	RBI	SH	HBP	BB	SO	SB	CS	OBP	SLG	OPS
2017	GCL Miami (R)	.375	5	16	4	6	3	0	1	3	0	1	3	4	0	0	.476	.750	1.226
	Jupiter (A+)	.364	3	11	1	4	2	0	0	1	0	0	2	4	0	0	.462	.545	1.007
2018	Jupiter (A+)	.263	66	243	39	64	8	1	7	42	0	5	20	54	2	0	.326	.391	.717
	Jacksonville (AA)	.212	61	217	25	46	13	0	7	28	0	4	16	71	0	1	.276	.369	.645
2019	Jacksonville (AA)	.242	130	462	44	112	25	1	5	42	0	15	38	119	2	1	.314	.333	.647
	Did Not Play																		
2021	Jupiter (A)	.143	5	14	0	2	0	0	0	0	0	1	0	7	0	0	.200	.143	.343
	Jacksonville (AAA)	.201	64	204	20	41	9	1	8	32	1	5	17	70	0	0	.276	.373	.649
2022	Jacksonville (AAA)	.242	20	66	15	16	6	0	2	9	0	2	10	27	2	0	.354	.424	.778
	Gwinnett (AAA)	.205	70	229	28	47	12	1	4	15	0	4	27	78	4	1	.300	.319	.619
	MIAMI	.300	3	10	2	3	1	0	1	1	0	1	0	3	0	0	.364	.700	1.064
2023	Gwinnett (AAA)	.268	95	347	49	93	19	2	17	52	0	8	45	107	3	2	.362	.481	.843
Minor League Totals		.238	519	1809	225	431	97	6	51	224	1	45	178	541	13	6	.318	.383	.701
Major League Totals		.300	3	10	2	3	1	0	1	1	0	1	0	3	0	0	.364	.700	1.064

EARLY, Todd Connelly McNeil (Connelly)

LHP

HT: 6-3; **BATS:** Left; **THROWS:** Left; **BORN:** 4/3/2002 in Midlothian, VA; **SIGNED BY:** Wallace Rios; **ACQUIRED:** Red Sox 7th pick (5th round, 151st overall) in the 2023 First-Year Player Draft

2023: Made his professional debut on 9/23 with Single-A Salem at Augusta...**PERSONAL:** Attended Army West Point (2020-21) and the University of Virginia (2023)...In 2023, went 12-3 with a 3.09 ERA (30 ER/87.1 IP)...Was 1 of 7 pitchers nationally to win 12 games and tied the school single-season win record...Earned All-America honors from NCBWA (First Team), Perfect Game (Second Team) and Collegiate Baseball Newspaper (Third Team) in 2023...Named 2023 Charlottesville Regional Most Outstanding Player...Voted Patriot League Player of the Year in 2022...Selected to the All-Patriot League First Team as starter and ABCA/Rawlings All-Northeast Region Second Team honors in 2022...Graduated from James River High School (VA).

YEAR	CLUB	W-L	ERA	G	GS	SV	IP	H	R	ER	HR	HB	BB	SO	SO/9	WHIP	AVG
2023	Salem (A)	0-0	4.50	1	1	0	2.0	1	1	1	1	0	0	4	18.00	0.50	.125
Minor League Totals		0-0	4.50	1	1	0	2.0	1	1	1	1	0	0	4	18.00	0.50	.125

EHRHARD, Andrew Chase (Drew)

2B

HT: 5-10; **BATS:** Right; **THROWS:** Right; **BORN:** 1/6/1999 in Tampa, FL; **SIGNED BY:** Dante Ricciardi; **ACQUIRED:** Signed as non-drafted free agent, 7/24/2023.

CAREER: Made his professional debut with the FCL Red Sox on 7/31...**PERSONAL:** Played at the University of Tampa (2018-23)...Is the school's and Sunshine State Conference's all time leader in hits (352).

YEAR	CLUB	AVG	G	AB	R	H	2B	3B	HR	RBI	SH	HBP	BB	SO	SB	CS	OBP	SLG	OPS
2023	FCL Red Sox (R)	.286	5	7	0	2	1	0	0	0	0	0	2	0	0	0	.286	.429	.715
Minor League Totals		.286	5	7	0	2	1	0	0	0	0	0	2	0	0	0	.286	.429	.715

EHRLICHER, Austin James

RHP

HT: 6-5; **BATS:** Left; **THROWS:** Right; **BORN:** 6/2/2003 in Santa Rosa, CA; **SIGNED BY:** Josh Labandeira; **ACQUIRED:** Red Sox 19th pick (18th round, 549th overall) in the 2022 First-Year Player Draft.

CAREER: Did not pitch professionally in 2022 or 2023 due to injury...**PERSONAL:** Played baseball and basketball at Santa Rosa Community College (CA)...Pitched for Healdsburg in the California Collegiate League (2022).

YEAR	CLUB	W-L	ERA	G	GS	SV	IP	H	R	ER	HR	HB	BB	SO	SO/9	WHIP	AVG
2022																	
2023																	

ENCARNACION, Frieli

INF

HT: 6-2; **BATS:** Right; **THROWS:** Right; **BORN:** 1/26/2005 in Santo Domingo, DR; **SIGNED BY:** Manny Nanita, Eddie Romero; **ACQUIRED:** Signed as an international free agent, 1/15/2022.

CAREER: Has appeared defensively at SS (26 G) and 3B (13 G).

YEAR	CLUB	AVG	G	AB	R	H	2B	3B	HR	RBI	SH	HBP	BB	SO	SB	CS	OBP	SLG	OPS
2022	DSL Red Sox Red (R)	.255	41	149	31	38	8	0	3	23	0	5	15	51	9	1	.335	.369	.704
2023	FCL Red Sox (R)	.182	8	33	4	6	1	0	0	1	0	4	2	8	2	0	.308	.212	.520
Minor League Totals		.242	49	182	35	44	9	0	3	24	0	9	17	59	11	1	.330	.341	.671

Minor League Players, Continued

ENCARNACIÓN, Juan Daniel

RHP

HT: 6-2; **BATS:** Right; **THROWS:** Right; **BORN:** 3/30/2001 in San Pedro de Macoris, DR; **SIGNED BY:** Manny Nanita and Todd Claus; **ACQUIRED:** Signed as an international free agent, 9/3/2018.

CAREER: Named FCL Pitcher of the Month for July 2021...Led the FCL Red Sox during 2021 in starts (10), innings (45.2), and strikeouts (56)...Made a team-high 14 starts for the DSL Red Sox2 during his 1st season in 2019...**2023:** Tied for the High-A Greenville lead in starts (21) and ranked 2nd in innings pitched (99.2).

YEAR	CLUB	W-L	ERA	G	GS	SV	IP	H	R	ER	HR	HB	BB	SO	SO/9	WHIP	AVG	
2019	DSL Red Sox (R)	0-5	3.86	14	14	0	56.0	52	29	24	1	7	24	49	7.88	1.36	.257	
2020		Did not play																
2021	FCL Red Sox (R)	2-1	2.96	12	10	0	45.2	34	17	15	7	3	11	56	11.04	0.99	.201	
2022	Salem (A)	10-5	4.09	24	23	0	103.1	95	53	47	3	10	39	119	10.36	1.30	.242	
	Greenville (A+)	0-0	3.60	2	2	0	10.0	7	4	4	1	2	3	10	9.00	1.00	.200	
2023	Greenville (A+)	4-9	6.32	24	21	0	99.2	109	85	70	22	7	42	101	9.12	1.52	.270	
Minor League Totals		16-20	4.58	76	70	0	314.2	297	188	160	34	29	119	335	9.58	1.32	.247	

FEENEY, Cade William

RHP

HT: 5-11; **BATS:** Right; **THROWS:** Right; **BORN:** 7/31/2001 in Bismarck, ND; **SIGNED BY:** Fred Petersen; **ACQUIRED:** Red Sox 15th pick (13th round, 388th overall) in the 2023 First-Year Player Draft.

PERSONAL: Attended North Dakota State University (2021-23)...Went 21-9 with a 4.15 ERA (106 ER/229.2 IP) in 41 starts...Earned All-Summit League First Team honors in 2023...Graduated from Bismarck Century High School (ND)...Named 2019 Gatorade Player of the Year in North Dakota.

YEAR	CLUB	W-L	ERA	G	GS	SV	IP	H	R	ER	HR	HB	BB	SO	SO/9	WHIP	AVG
2023	FCL Red Sox (R)	0-0	0.00	1	0	0	1.0	2	0	0	0	0	0	1	9.00	2.00	.400
Minor League Totals		0-0	0.00	1	0	0	1.0	2	0	0	0	0	0	1	9.00	2.00	.400

FELIZ, Albert

1B/OF

HT: 6-2; **BATS:** Right; **THROWS:** Right; **BORN:** 4/13/2002 in Santo Domingo, DR; **SIGNED BY:** Manny Nanita and Todd Claus; **ACQUIRED:** Signed as an international free agent, 7/2/2018.

CAREER: Has appeared at 1B (90 G, 84 GS), LF (53, 46), RF (11, 6), and CF (1 G)...Has also made 3 pitching appearances...In 2019, led the DSL Red Sox1 in doubles (15), HR (9), RBI (47), and games (66)...Hit 3 HR and had 6 RBI on 6/6/19 vs. the DSL Rays1...Was the Red Sox' 1st DSL player with a 3-HR game since at least 2006...**2023:** Led Single-A Salem in HR (10) and total bases (121).

YEAR	CLUB	AVG	G	AB	R	H	2B	3B	HR	RBI	SH	HBP	BB	SO	SB	CS	OBP	SLG	OPS	
2019	DSL Red Sox (R)	.250	66	236	29	59	15	0	9	47	0	3	23	76	3	3	.320	.428	.748	
2020		Did not play																		
2021	FCL Red Sox (R)	.180	21	50	4	9	5	0	0	5	0	0	10	22	0	1	.317	.280	.597	
2022	FCL Red Sox (R)	.194	19	36	4	7	0	1	1	4	0	0	8	13	0	0	.341	.333	.674	
2023	Salem (A)	.242	90	297	39	72	17	1	10	45	0	4	29	121	0	0	.315	.407	.722	
Minor League Totals		.237	196	619	76	147	37	2	20	101	0	7	70	232	3	4	.319	.401	.720	

FERGUSON, Max Tucker

INF

HT: 6-1; **BATS:** Left; **THROWS:** Right; **BORN:** 8/23/1999 in Jacksonville, FL; **ACQUIRED:** From the San Diego Padres with 1B Eric Hosmer, OF Corey Rosier and cash in exchange for LHP Jay Groome, 8/2/2022.

CAREER: Signed by the San Diego Padres as a 5th-round selection in the 2021 First-Year Player Draft...Has made 91 starts at 2B, 71 at SS, 60 in CF, 10 at 3B, and 1 at 1B...Named Red Sox Minor League Baserunner of the Month for August 2022...**2023:** Played in 91 games between High-A Greenville (86) and Triple-A Worcester (5)...Led GVL in walks (57)...Hit .316 (12-for-38) with a .905 OPS vs. LHP...**PERSONAL:** Played 3 seasons at the University of Tennessee (2019-21), where he helped the Vols reach the 2021 College World Series...Attended the Bolles School in Jacksonville, FL, where he helped the Bulldogs win back-to-back state titles in 2014 and 2015...Notable Bolles School alumni include Hall of Famer Chipper Jones.

YEAR	CLUB	AVG	G	AB	R	H	2B	3B	HR	RBI	SH	HBP	BB	SO	SB	CS	OBP	SLG	OPS
2021	ACL Padres (R)	.239	25	71	14	17	4	1	0	9	0	0	22	22	10	1	.415	.324	.739
	Lake Elsinore (A)	.170	12	47	15	8	2	1	0	4	0	2	9	20	5	0	.328	.255	.583
2022	Lake Elsinore (A)	.247	64	239	63	59	9	5	3	39	2	3	61	70	51	4	.403	.364	.767
	Fort Wayne (A+)	.162	27	105	14	17	4	3	11	3	2	14	31	4	1	2.70	.343	.613	
	Greenville (A+)	.181	23	72	18	13	2	0	1	10	0	1	21	26	6	0	.368	.250	.618
2023	Greenville (A+)	.234	86	308	52	72	16	2	5	33	0	1	57	102	28	4	.355	.347	.702
	Worcester (AAA)	.083	5	12	0	1	1	0	0	1	0	0	6	0	0	0	.077	.167	.244
Minor League Totals		.219	242	854	176	187	38	12	12	107	5	9	184	277	104	10	.361	.334	.695

Minor League
Players

Minor League Players, Continued

FITTS, Richard Logan

RHP

HT: 6-3; **BATS:** Right; **THROWS:** Right; **BORN:** 12/17/1999 in Helena, AL; **ACQUIRED:** From New York Yankees with RHP Nicholas Justice and RHP Greg Weissert in exchange for OF Alex Verdugo, 12/5/2023.

CAREER: Enters 2024 ranked by *Baseball America* as the Red Sox' No. 11 prospect...Was named the 2023 Eastern League Pitcher of the Year, going 11-5 with a 3.48 ERA (59 ER/152.2 IP) in 27 starts for Double-A Somerset, his most advanced level...Led the EL with 163 SO, 152.2 IP, and a 1.14 WHIP...Also earned 2023 EL Post-Season All-Star honors and was named a 2023 Double-A All-Star by *Baseball America*...In August 2023, posted a 1.91 ERA (6 ER/28.1 IP) across 5 starts, going 2-0 with 25 SO and 11 BB...Was named the Florida State League Pitcher of the Week twice during 2022 with Single-A Tampa (6/20-26, 8/1-7)...Participated in the 2024 Red Sox Rookie Development Program, visiting patients at the Jimmy Fund Clinic and hosting a Play Ball clinic with the Red Sox Foundation...**PERSONAL:** Played 3 seasons at Auburn University (2019-21), where he helped the Tigers reach the 2019 College World Series...Graduated from Helena High School (AL)...His brother, Trevor, played baseball at Mississippi State University (2012-15).

YEAR	CLUB	W-L	ERA	G	GS	SV	IP	H	R	ER	HR	HB	BB	SO	SO/9	WHIP	AVG
2022	Tampa (A)	3-8	5.01	17	17	0	79.0	73	47	44	13	3	17	93	10.59	1.14	.239
	Hudson Valley (A+)	4-0	0.55	5	5	0	33.0	17	3	2	1	2	3	38	10.36	0.61	.152
2023	Somerset (AA)	11-5	3.48	27	27	0	152.2	131	60	59	22	3	43	163	9.61	1.14	.227
Minor League Totals		18-13	3.57	49	49	0	264.2	221	110	105	36	8	63	294	10.00	1.07	.222

FOGELL, Zachary Arthur (Zach)

LHP

HT: 5-11; **BATS:** Left; **THROWS:** Left; **BORN:** 7/23/2000 in Providence, RI; **SIGNED BY:** Ray Fagnant; **ACQUIRED:** Red Sox 20th pick (18th round, 538th overall) in the 2023 First-Year Player Draft.

2023: Tossed 4.2 scoreless innings over 3 outings between the Rookie-level FCL Red Sox and Single-A Salem...**PERSONAL:** Attended Brown University (2019-22) and the University of Connecticut as a graduate student (2023)...Had an 8-0 record with a 1.89 ERA (10 ER/47.2 IP) and 60 SO in 36 outings...Tied the school single-season record with 36 appearances...Earned the 2023 All-BIG EAST First Team, and the 2023 ABCA All-Northeast Region First Team honors...Graduated from Cumberland High School (RI).

YEAR	CLUB	W-L	ERA	G	GS	SV	IP	H	R	ER	HR	HB	BB	SO	SO/9	WHIP	AVG
2023	FCL Red Sox (R)	0-0	0.00	1	0	0	1.0	1	0	0	0	0	1	1	9.00	2.00	.250
	Salem (A)	0-0	0.00	2	0	0	3.2	1	1	0	0	0	1	3	7.36	0.55	.083
Minor League Totals		0-0	0.00	3	0	0	4.2	2	1	0	0	0	2	4	7.71	0.86	.125

FULMER, Michael Joseph

RHP

HT: 6-3; **BATS:** Right; **THROWS:** Right; **BORN:** 3/15/1993 in Oklahoma City, OK; **SIGNED BY:** Steve Gossett; **ACQUIRED:** Signed as a minor league free agent, 1/15/2023.

CAREER: Has pitched in 262 career Major League games (90 starts), posting a 3.94 ERA (295 ER/674.0 IP) with 575 SO and 19 saves with the Tigers (2016-22), Twins (2022), and Cubs (2023)...In 2016, was named AL Rookie of the Year and finished 10th in AL Cy Young Award voting...Was selected to the 2017 MLB All-Star game in Miami...In 2017, allowed just 13 HR, leading the AL with 0.71 HR/9.0 IP...Missed the entire 2019 season after undergoing Tommy John surgery...Was originally selected by the Mets in the 1st round (44th overall) of the 2011 First-Year Player Draft...Acquired by DET on 7/31/15 with Luis Cessa in exchange for OF Yoenis Céspedes...Was named the Eastern League Pitcher of the Year in 2015 after posting a 10-3 record with a 2.14 ERA (28 ER/117.2 IP) and 116 SO in 21 starts between Double-A Binghamton and Double-A Erie...In 2015, was named an Eastern League Minor League All-Star and Double-A All-Star by *Baseball America*, and was a Postseason All-Star...**2023:** Spent the season with CHC, posting a 4.42 ERA (28 ER/57.0 IP) in 58 games (1 start)...Had 12 consecutive scoreless appearances from 5/28-6/24 (12.0 IP, 5 H, 6 BB, 13 SO)...Underwent right elbow UCL revision surgery on 10/18...**PERSONAL:** Graduated from Deer Creek High School (OK)...He and his wife, Kelsey, have 2 children, Miles and Sadie.

YEAR	CLUB	W-L	ERA	G	GS	SV	IP	H	R	ER	HR	HB	BB	SO	SO/9	WHIP	AVG
2011	GCL Mets (R)	0-1	10.13	4	3	0	5.1	9	7	6	0	1	4	10	16.88	2.44	.346
2012	Savannah (A)	7-6	2.74	21	21	0	108.1	92	37	33	6	6	38	101	8.39	1.20	.227
2013	GCL Mets (R)	1-1	3.00	2	2	0	12.0	9	4	4	0	1	1	13	9.75	0.83	.205
	St.Lucie (A+)	2-2	3.44	7	7	0	34.0	24	13	13	1	4	18	29	7.68	1.24	.198
2014	St.Lucie (A+)	6-10	3.97	19	19	0	95.1	112	52	42	7	8	31	86	8.12	1.50	.286
	Binghamton (AA)	0-1	16.20	1	1	0	3.1	6	6	6	1	0	3	1	2.70	2.70	.375
2015	St.Lucie (A+)	0-0	3.86	1	1	0	7.0	4	3	3	1	0	0	9	11.57	0.57	.160
	Binghamton (AA)	6-2	1.88	15	15	0	86.1	73	25	18	3	1	23	82	8.55	1.11	.227
	Erie (AA)	4-1	2.84	6	6	0	31.2	27	10	10	4	0	7	33	9.38	1.07	.231
2016	Toledo (AAA)	1-1	4.11	3	3	0	15.1	16	8	7	3	1	5	20	11.74	1.37	.258
	DETROIT	11-7	3.06	26	26	0	159.0	136	57	54	16	9	42	132	7.47	1.12	.231
2017	DETROIT	10-12	3.83	25	25	0	164.2	150	80	70	13	8	40	114	6.23	1.15	.243
2018	Lakeland (A+)	0-0	0.00	2	2	0	6.0	1	0	0	0	0	0	11	16.50	0.17	.053
	DETROIT	3-12	4.69	24	24	0	132.1	128	75	69	19	5	46	110	7.48	1.31	.254
2019																	
2020	DETROIT	0-2	8.78	10	10	0	27.2	45	27	27	8	1	12	20	6.51	2.06	.375
2021	TOLEDO (AAA)	0-0	0.00	2	1	0	2.0	1	0	0	0	0	2	2	9.00	1.50	.167
	DETROIT	5-6	2.97	52	4	14	69.2	69	27	23	7	5	20	73	9.43	1.28	.256
2022	DETROIT	3-4	3.20	41	0	2	39.1	29	17	14	1	3	20	39	8.92	1.25	.203
	MINNESOTA	2-2	3.70	26	1	1	24.1	30	10	10	3	2	8	22	8.14	1.56	.313
2023	CHICAGO-NL	3-5	4.42	58	1	2	57.0	48	29	28	7	2	28	65	10.26	1.33	.235
Major League Totals		37-50	3.94	262	90	19	674.0	635	322	295	74	35	216	575	7.68	1.26	.250
Minor League Totals		27-25	3.14	83	81	0	406.2	374	165	142	26	22	132	397	8.79	1.24	.241

Player Development

Minor League Players, Continued

GAMBRELL, Grant

RHP

HT: 6-4; **BATS:** Left; **THROWS:** Right; **BORN:** 11/21/1997 in Clovis, CA; **SIGNED BY:** Joe Ross (KC); **ACQUIRED:** From the Kansas City Royals with RHP Luis De La Rosa to complete a 3-team trade, 6/4/2021.

CAREER: Selected by KC in the 3rd round of the 2019 First-Year Player Draft...**2023:** Went 9-6 with a 3.63 ERA (51 ER/126.1 IP) with High-A Greenville (6 GS), Double-A Portland (15 GS), and Triple-A Worcester (2 GS)...Ranked 2nd among Sox minor league pitchers with 126.1 IP...Tossed at least 6.0 innings in 10 starts, posting a 2.11 ERA (15 ER/64.0 IP) in those outings...**PERSONAL:** Played 3 seasons at Oregon State University (2017-19), where he helped the Beavers win the 2018 College World Series...Graduated from Buchanan High School (CA)...In 2020, made 1 start for Sugar Land of the independent Constellation Energy League.

YEAR	CLUB	W-L	ERA	G	GS	SV	IP	H	R	ER	HR	HB	BB	SO	SO/9	WHIP	AVG	
2019	Idaho Falls (R)	1-6	6.67	11	10	0	27.0	41	25	20	5	2	11	28	9.33	1.93	.347	
2020		Did not play																
2021	Quad Cities (A+)	2-1	4.37	5	5	0	22.2	16	12	11	5	0	7	18	7.15	1.01	.190	
	Greenville (A+)	1-6	7.16	8	8	0	32.2	44	29	26	8	5	14	38	10.47	1.78	.314	
2023	Greenville (A+)	2-2	4.88	6	6	0	31.1	35	23	17	6	3	9	36	10.34	1.40	.271	
	Portland (AA)	6-3	3.42	15	15	0	84.1	71	34	32	10	1	32	84	8.96	1.22	.227	
	Worcester (AAA)	1-1	1.69	2	2	0	10.2	7	2	2	1	0	5	14	11.81	1.13	.189	
Minor League Totals		13-19	4.66	47	46	0	208.2	214	125	108	35	11	78	218	9.40	1.40	.261	

GARCIA, Jhostynxon Alirio

OF

HT: 6-0; **BATS:** Right; **THROWS:** Right; **BORN:** 12/11/2002 in San Fernando de Apure, Apure, VZ; **SIGNED BY:** Rolando Pino and Eddie Romero; **ACQUIRED:** Signed as an international free agent, 7/2/2019.

CAREER: Has made 73 starts in CF, 38 in RF, and 15 in LF...In 2021, led the DSL Red Sox Blue in HR (4), SLG (.481), OPS (.905), walks (33), and XBH (15)...**2023:** Made his Single-A Salem debut, recording a team-leading 5 outfield assists...Named Red Sox Minor League Defensive Player of the Month for August.

YEAR	CLUB	AVG	G	AB	R	H	2B	3B	HR	RBI	SH	HBP	BB	SO	SB	CS	OBP	SLG	OPS
2021	DSL Red Sox (R)	.281	45	135	36	38	7	4	4	27	0	1	33	32	5	4	.424	.481	.905
2022	FCL Red Sox (R)	.188	31	101	18	19	5	2	3	17	0	4	18	38	4	2	.328	.366	.694
2023	Salem (A)	.230	73	265	46	61	14	6	4	24	0	4	37	79	9	2	.329	.374	.703
Minor League Totals		.236	149	501	100	118	26	12	11	68	0	9	88	149	18	8	.355	.401	.756

GARCIA, Johanfran Alberto

C

HT: 6-1; **BATS:** Right; **THROWS:** Right; **BORN:** 12/8/2004 in Valencia, VZ; **SIGNED BY:** Angel Escobar, Eddie Romero; **ACQUIRED:** Signed as an international free agent, 1/15/2022.

CAREER: Enters 2024 ranked by *Baseball America* as the Red Sox' No. 14 prospect...Has thrown out 45 of 118 (38.1%) runners attempting to steal...Has made 52 starts at catcher, 26 as DH, and 17 at 1B...**2023:** Split the season between the Rookie-level FCL Red Sox and Single-A Salem...Named FCL Player of the Week on 6/25 and Red Sox Minor League Hitter of the Month for July (.323 AVG, 21-for-65, 5 2B, 3 HR, 17 RBI)...Led the FCL Red Sox in total bases (74), HR (5), and triples (T-1st, 2) and ranked 2nd in hits (45), games (45), and doubles (45)...Hit his first 2 professional HR on 6/19 vs. the FCL Braves.

Year	Club	AVG	G	AB	R	H	2B	3B	HR	RBI	SH	HBP	BB	SO	SB	CS	OBP	SLG	OPS
2022	DSL Red Sox (R)	.268	40	138	26	37	7	1	0	23	0	1	21	25	0	1	.366	.333	.699
2023	FCL Red Sox (R)	.302	42	149	21	45	10	2	5	32	0	9	19	37	3	1	.408	.497	.905
	Salem (A)	.203	15	59	8	12	3	0	1	5	0	2	5	24	3	0	.279	.305	.584
Minor League Totals		.272	97	346	55	94	20	3	6	60	0	12	45	86	6	2	.370	.399	.769

GASPER, Michael (Mickey)

C

HT: 5-10; **BATS:** Switch; **THROWS:** Right; **BORN:** 10/11/1995 in Merrimack, NH; **ACQUIRED:** Selected in the minor league phase of the Rule 5 Draft, 12/6/2023.

CAREER: Selected by NYY in the 27th round of the 2018 First-Year Player Draft...Has played in 315 career games, appearing at 1B (150 G), C (78 G), 2B (16 G), and 3B (1 G)...Was named a South Atlantic League Mid-Season All-Star with Single-A Charleston in 2019...**2023:** Split the season with Double-A Somerset (70 G) and Triple-A Scranton/Wilkes-Barre (22 G), hitting .246 (55-for-224) with 9 HR, 32 RBI, and 33 BB...**PERSONAL:** Played for Bryant University (2015-18)...Was named the Northeast Conference Player of the Year as a junior in 2017...Graduated from Merrimack High School (NH), where he lettered in baseball and basketball.

Year	Club	AVG	G	AB	R	H	2B	3B	HR	RBI	SH	HBP	BB	SO	SB	CS	OBP	SLG	OPS
2018	Pulaski (R)	.259	42	139	25	36	6	0	9	30	0	2	30	21	0	0	.395	.496	.891
	Charleston (A)	.000	1	1	0	0	0	0	0	0	0	0	0	0	0	0	.000	.000	.000
2019	Charleston (A)	.233	84	288	34	67	17	0	8	42	0	8	44	63	1	0	.347	.375	.722
	Tampa (A)	.321	23	78	10	25	5	0	2	11	0	3	7	16	2	0	.393	.462	.855
2021	FCL Yankees (R)	.222	4	9	2	2	0	0	0	2	0	0	3	2	0	0	.385	.222	.607
	Hudson Valley (A+)	.318	7	22	6	7	1	0	1	2	0	2	2	6	0	0	.423	.500	.923
	Somerset (AA)	.343	10	35	10	12	2	2	1	7	0	2	2	6	2	0	.400	.600	1.000
2022	Somerset (AA)	.266	70	214	34	57	14	1	8	27	0	9	44	53	3	2	.407	.453	.860
2023	Somerset (AA)	.269	52	156	30	42	6	0	6	24	0	5	26	27	8	1	.388	.423	.811
	Scranton/Wilkes-Barre (AAA)	.191	22	68	7	13	2	0	1	4	0	2	8	16	2	0	.295	.265	.560
Minor League Totals		.258	315	1010	158	261	53	3	36	149	0	33	166	210	18	3	.377	.424	.801

Minor League Players

Minor League Players, Continued

GERMAN, Franklin - Non-Roster Invitee

RHP

HT: 6-2; **BATS:** Right; **THROWS:** Right; **BORN:** 9/22/1997 in Lutz, FL; **ACQUIRED:** Signed as a minor league free agent, 7/25/2023.

CAREER: Made his MLB debut in 2022 with BOS...In 2022, his 1st season as a full-time reliever, was named Boston's Minor League Relief Pitcher of the Year after going 5-2 with a 2.72 ERA and 0.91 WHIP in 43 relief appearances...Was originally selected by the Yankees in the 4th round of the 2018 First-Year Player Draft...**2023:** Participated in the Red Sox Rookie Development Program, visiting patients at Boston Children's Hospital and hosting a Play Ball clinic with the Red Sox Foundation...Appeared in 25 minor league games with the White Sox, Reds, and Red Sox organizations...**PERSONAL:** Pitched 3 seasons (2016-18) at the University of North Florida, making 42 appearances (35 starts) and going 18-8 with a 2.37 ERA (54 ER/205.1 IP)...Earned ASUN All-Conference First Team honors twice (2017-18)...Graduate from Bishop McLaughlin High School (FL).

YEAR	CLUB	W-L	ERA	G	GS	SV	IP	H	R	ER	HR	HB	BB	SO	SO/9	WHIP	AVG	
2018	GCL Yankees (R)	0-0	0.00	1	1	0	2.0	0	0	0	0	0	0	3	13.50	0.00	.000	
	Staten Island (A)	1-3	2.22	10	4	1	28.1	22	9	7	0	0	6	38	12.07	0.99	.206	
2019	GCL Yankees (R)	0-0	18.00	1	1	0	1.0	2	2	2	0	0	2	0	0.00	4.00	.500	
	GCL Yankees (R)	0-1	6.75	2	2	0	4.0	3	3	3	1	2	1	5	11.25	1.00	.214	
	Tampa (A+)	4-4	3.79	16	15	0	76.0	70	35	32	9	3	35	82	9.71	1.38	.248	
2020		Did not play																
2021	Portland (AA)	3-9	5.12	24	18	2	84.1	99	61	48	12	2	30	72	7.68	1.53	.285	
	Portland (AA)	3-1	3.18	11	0	0	11.1	6	7	4	0	4	3	18	14.29	0.79	.158	
	Worcester (AAA)	2-1	2.58	32	0	7	38.1	20	11	11	2	4	16	46	10.80	0.94	.154	
2023	BOSTON	0-0	18.00	5	0	0	4.0	7	8	8	2	0	4	4	9.00	2.75	.368	
	ACL Reds (R)	0-0	54.00	1	0	0	0.1	1	2	2	0	0	1	0	0.00	6.00	.333	
	FCL Red Sox (R)	0-0	3.86	2	0	0	2.1	1	1	1	0	0	2	4	15.43	1.29	.167	
	Salem (A)	1-0	2.25	3	0	0	4.0	3	2	1	0	0	5	8	18.00	2.00	.200	
	Charlotte (AAA)	0-0	7.15	9	0	0	11.1	19	9	9	4	1	9	16	12.71	2.47	.388	
	Louisville (AAA)	0-0	8.64	10	0	0	8.1	10	8	8	2	0	6	13	14.04	1.92	.286	
Major League Totals		0-0	18.00	5	0	0	4.0	7	8	8	2	0	4	4	9.00	2.75	.368	
Minor League Totals		14-19	4.24	122	41	10	271.2	256	150	128	30	16	116	305	10.10	1.37	.247	

GODMAN, Jaret

RHP

HT: 6-2; **BATS:** Left; **THROWS:** Right; **BORN:** 5/7/2000 in Las Vegas, NV; **SIGNED BY:** Chris Reilly; **ACQUIRED:** Red Sox 20th pick (19th round, 579th overall) in the 2022 First-Year Player Draft.

2023: Limited to 7 games, all in April, with High-A Greenville before missing the rest of the season with an injury...**PERSONAL:** Played at the University of Oklahoma (2019-22), where he helped the Sooners reach the 2022 College World Series Final...Pitched for Green Bay in the Northwoods League (2019), Frisco in the Texas Collegiate League (2020), and Yarmouth-Dennis in the Cape Cod Baseball League (2021)...Graduated from Palo Verde High School (NV).

YEAR	CLUB	W-L	ERA	G	GS	SV	IP	H	R	ER	HR	HB	BB	SO	SO/9	WHIP	AVG
2022	FCL Red Sox (R)	0-0	0.00	2	0	0	2.0	1	0	0	0	0	1	3	13.50	1.00	.143
2023	Greenville (A+)	0-1	8.22	7	0	2	7.2	15	7	7	0	0	4	7	8.22	2.48	.429
Minor League Totals		0-1	6.52	9	0	2	9.2	16	7	7	0	0	5	10	9.31	2.17	.381

GONZALEZ, Bryan Antonio

OF

HT: 6-2; **BATS:** Right; **THROWS:** Right; **BORN:** 9/18/2001 in Villa Mella, DR; **SIGNED BY:** Domingo Brito and Todd Claus; **ACQUIRED:** Signed as an international free agent, 7/2/2018.

CAREER: Has made 95 starts in RF, 49 in LF, 16 at 1B, and 6 in CF...In 2019, led the DSL Red Sox2 in runs (43), triples (4), HR (9), and RBI (41)...In 2021, led the FCL Red Sox in HR (5), RBI (27), and runs scored (28)...Named Red Sox Minor League Baserunner of the Month for June 2022...**2023:** Spent the season with High-A Greenville, where he led the team in triples (7) and ranked 2nd in HR (11).

YEAR	CLUB	AVG	G	AB	R	H	2B	3B	HR	RBI	SH	HBP	BB	SO	SB	CS	OBP	SLG	OPS	
2019	DSL Red Sox (R)	.251	67	255	43	64	12	4	9	41	0	6	30	77	7	3	.341	.435	.776	
2020		Did not play																		
2021	FCL Red Sox (R)	.230	39	139	28	32	5	1	5	27	0	1	19	54	8	0	.323	.388	.711	
2022	FCL Red Sox (R)	.071	9	28	4	2	0	0	2	0	1	4	12	1	2	.206	.071	.277		
	Salem (A)	.234	32	111	11	26	5	0	1	9	0	0	15	35	5	2	.325	.306	.631	
2023	Greenville (A+)	.252	110	408	68	103	15	7	11	56	0	4	35	149	15	8	.317	.404	.721	
Minor League Totals		.241	257	941	154	227	37	12	26	135	0	12	103	327	36	15	.322	.389	.711	

Player Development

Minor League Players, Continued

GUERRERO, Luis Sadiel - Non-Roster Invitee

RHP

HT: 6-0; **BATS:** Right; **THROWS:** Right; **BORN:** 8/5/2000 in Bani, DR; **SIGNED BY:** Dante Ricciardi; **ACQUIRED:** Red Sox 17th pick (17th round, 496th overall) in the 2021 First-Year Player Draft.

CAREER: Has held opponents scoreless in 72.4% of his career appearances (55 of 76)...**2023:** Named the 2023 Red Sox Minor League Relief Pitcher of the Year...Recorded a 2.32 ERA (14 ER/54.1 IP) with a .157 opponent AVG, 1.23 WHIP, and 68 SO over 49 appearances between Double-A Portland (43 G) and Triple-A Worcester (6 G)...Converted 18 of 22 save opportunities with POR...Pitched in the All-Star Futures Game on 7/8, striking out the only batter he faced...**PERSONAL:** Pitched 1 season for Chipola College (FL), striking out 95 batters in 58.0 IP (14.74 SO/9.0 IP)... Born in the Dominican Republic, he moved to Boston as a child (Franklin Park) and idolized Dominican Red Sox players such as David Ortiz, Manny Ramírez, and Pedro Martínez...Walks with a limp in his right leg due to knee surgery from when he was a child.

YEAR	CLUB	W-L	ERA	G	GS	SV	IP	H	R	ER	HR	HB	BB	SO	SO/9	WHIP	AVG
2022	FCL Red Sox (R)	0-0	0.00	2	0	2	2.1	0	0	0	0	0	0	3	11.57	0.00	.000
	Salem (A)	4-3	4.18	18	0	6	23.2	15	13	11	1	4	14	37	14.07	1.23	.174
	Greenville (A+)	0-2	2.08	7	0	1	13.0	11	5	3	0	1	3	19	13.15	1.08	.216
2023	Portland (AA)	3-2	1.81	43	0	18	49.2	26	14	10	2	2	30	59	10.69	1.13	.150
	Worcester (AAA)	0-1	7.71	6	0	1	4.2	4	4	4	1	0	7	9	17.36	2.36	.222
Minor League Totals		7-8	2.70	76	0	28	93.1	56	36	28	4	7	54	127	12.25	1.18	.167

GUTHRIE, Dalton James - Non-Roster Invitee

INF/OF

HT: 5-11; **BATS:** Right; **THROWS:** Right; **BORN:** 12/23/1995 in Sarasota, FL; **SIGNED BY:** Alan Marr; **ACQUIRED:** Signed as a minor league free agent, 1/31/2024.

CAREER: Has played 37 Major League games with the Phillies (2022-23)...Was on PHI's postseason roster for the entirety of their 2023 NL pennant run, appearing in 1 game vs. ATL in the NLDS...In the majors, has appeared in RF (14 G), LF (12 G), CF (7 G), 3B (2 G), and 2B (1 G)...Originally selected by PHI in the 6th round of the 2017 First-Year Player Draft...Has appeared in the minors in CF (109 G), SS (104 G), 2B (95 G), 3B (72), RF (40 G), and LF (32 G)... Was named PHI's Minor League Defender of the Month for August 2019...Was selected by MIN in the 40th round of the 2014 First-Year Player Draft but did not sign...**2023:** Attended ML Spring Training camp with PHI as an NRI... Appeared in 23 games for PHI before being acquired by SF in exchange for cash considerations on 6/22...Was claimed off waivers by ATL on 7/13 and spent the rest of the season with Triple-A Gwinnett...**PERSONAL:** Played for the University of Florida, where he helped the Gators win the 2017 College World Series...Was named to the All-SEC Defensive Team in 2016 and 2017...Graduated from Venice High School (FL)...His father, Mark, pitched in 765 MLB games over a 15-year career (1989-2003), including winning the 1991 World Series with MIN and appearing in 46 games for the Red Sox in 1999.

YEAR	CLUB	AVG	G	AB	R	H	2B	3B	HR	RBI	SH	HBP	BB	SO	SB	CS	OBP	SLG	OPS
2017	GCL Phillies (R)	.182	9	22	5	4	1	0	1	3	1	0	5	1	1	1	.333	.364	.697
2018	GCL Phillies East (R)	.182	3	11	1	2	1	0	0	0	0	0	0	1	0	0	.182	.273	.455
	GCL Phillies West (R)	.500	1	2	0	1	0	0	0	2	0	0	0	0	0	0	.333	.500	.833
	Lakewood (A)	.241	91	307	42	74	16	0	5	30	6	6	21	56	3	6	.296	.342	.638
2019	Clearwater (A+)	.243	88	301	39	73	16	4	4	22	4	5	13	51	6	2	.288	.362	.645
2020	Did not play																		
2021	FCL Phillies (R)	.143	3	7	2	1	0	0	1	2	0	0	1	1	0	0	.250	.571	.82
	Reading (AA)	.242	47	165	17	40	4	2	4	15	1	3	15	41	3	2	.317	.364	.681
	Lehigh Valley (AAA)	.292	37	130	17	38	13	0	2	13	2	2	5	31	2	1	.328	.438	.766
2022	Lehigh Valley (AAA)	.302	92	338	64	102	27	1	10	52	2	9	24	73	21	6	.363	.476	.839
	PHILADELPHIA	.333	14	21	3	7	0	0	1	5	0	1	6	7	1	0	.500	.476	.978
2023	Gwinnett (AAA)	.271	49	177	21	48	5	1	2	11	2	6	20	45	3	1	.363	.345	.706
	Lehigh Valley (AAA)	.280	22	82	11	23	6	2	2	9	0	3	11	22	3	2	.385	.476	.861
	Sacramento (AAA)	.275	9	40	4	11	4	0	0	1	0	0	2	6	1	1	.310	.375	.685
	PHILADELPHIA	.167	23	24	4	4	1	0	0	0	0	1	3	7	0	0	.286	.208	.494
Major League Totals		.244	37	45	7	11	1	0	1	5	0	2	9	14	1	0	.393	.333	.726
Minor League Totals		.264	451	1582	223	417	93	10	31	171	17	34	117	328	43	22	.326	.394	.720

GUZMAN, Smil

RHP

HT: 6-0; **BATS:** Right; **THROWS:** Right; **BORN:** 4/4/2004 in Bona0, DR; **SIGNED BY:** Manny Nanita, Todd Claus; **ACQUIRED:** Signed as an international free agent, 10/8/2021.

CAREER: In 2022, was tied for the DSL Red Sox Blue team lead in starts (12).

YEAR	CLUB	W-L	ERA	G	GS	SV	IP	H	R	ER	HR	HB	BB	SO	SO/9	WHIP	AVG
2022	DSL Red Sox (R)	1-2	3.98	12	12	0	40.2	35	22	18	4	2	22	41	9.07	1.40	.233
2023	Did not play																
Minor League Totals		1-2	3.98	12	12	0	40.2	35	22	18	4	2	22	41	9.07	1.40	.233

Minor League
Players

Minor League Players, Continued

HAGENMAN, Justin Michael - Non-Roster Invitee

RHP

HT: 6-3; **BATS:** Right; **THROWS:** Right; **BORN:** 10/7/1996 in Voorhees, NJ; **ACQUIRED:** From the Los Angeles Dodgers with RHP Nick Robertson in exchange for INF/OF Kiké Hernández, 7/25/2023.

2023: In 41 outings between Triple-A Oklahoma City and Worcester, recorded a 2.95 ERA (28 ER/85.1 IP), 1.15 WHIP, and 88 SO...Had a career-high 8 SO on 6/7 at El Paso (4.0 IP, 4 H, 1 R, 1 BB)...From 5/5-6/2, did not allow a run over 15.2 IP and 55 batters faced (7 H, 2 BB, 14 SO)...Was acquired by BOS on 7/25 and allowed 1 ER over his final 6 games with WOR from 8/31-9/21 (14.2 IP, 8 H, 10 BB, 12 SO)...**PERSONAL:** Was originally selected by LAD in the 23rd round of the 2018 First-Year Player Draft out of Pennsylvania State University...Was named to the All-Big Ten Academic Team as sophomore in 2017...As a true Freshman in 2016, was named a Freshman All-American and Big Ten 1st Team All-Freshman after posting a 3.84 ERA in 14 starts...Pitched for the Wareham Gatemen of the Cape Cod Baseball League in 2017...Graduated from Bishop Eustace Preparatory School (NJ) in 2015...Notable Bishop Eustace alumni include Diamondbacks pitcher Zac Gallen (2013).

YEAR	CLUB	W-L	ERA	G	GS	SV	IP	H	R	ER	HR	HB	BB	SO	SO/9	WHIP	AVG
2018	Ogden (R)	3-0	4.09	10	0	0	22.0	19	10	10	2	0	6	23	9.41	1.14	.232
	Great Lakes (A)	1-0	6.75	4	0	0	8.0	13	6	6	2	0	2	6	6.75	1.88	.361
2019	Great Lakes (A)	6-2	2.24	33	1	6	76.1	64	25	19	2	7	18	64	7.55	1.07	.223
2020							Did not play										
2021	Tulsa (AA)	7-4	3.45	38	2	6	62.2	54	25	24	6	1	18	77	11.06	1.15	.230
2022	Tulsa (AA)	1-1	2.79	5	0	0	9.2	7	3	3	1	1	1	10	9.31	0.83	.189
	Oklahoma City (AAA)	4-2	6.08	41	2	1	53.1	60	36	36	8	3	21	55	9.28	1.52	.286
2023	Oklahoma City (AAA)	4-0	2.78	25	5	1	55.0	48	17	17	10	1	11	60	9.82	1.07	.230
	Worcester (AAA)	2-0	3.26	16	0	1	30.1	25	11	11	5	0	14	28	8.31	1.29	.231
Minor League Totals		28-9	3.57	172	10	15	317.1	290	133	126	36	13	91	323	9.16	1.20	.241

HERNANDEZ, Diego

RHP

HT: 6-0; **BATS:** Right; **THROWS:** Right; **BORN:** 8/12/2004 in Puebla, Mexico; **ACQUIRED:** From the New York Yankees in exchange for OF Greg Allen, 5/20/2023.

CAREER: Was originally signed by the Yankees as an international free agent on 1/15/22...Led the 2022 DSL Yankees with a 2.10 ERA (min. 30.0 IP).

YEAR	CLUB	W-L	ERA	G	GS	SV	IP	H	R	ER	HR	HB	BB	SO	SO/9	WHIP	AVG
2022	DSL NYY (R)	4-2	2.10	12	5	0	34.1	24	16	8	2	3	14	48	12.58	1.11	.188
2023							Did not play										
Minor League Totals		4-2	2.10	12	5	0	34.1	24	16	8	2	3	14	48	12.58	1.11	.188

HERNANDEZ, Francis

RHP

HT: 6-2; **BATS:** Right; **THROWS:** Right; **BORN:** 9/4/2001 in Mao, DR; **SIGNED BY:** Esau Medina and Eddie Romero; **ACQUIRED:** Signed as an international free agent, 9/17/2019.

CAREER: In 2021, led the DSL Red Sox Red in starts (13), strikeouts (47), opponent AVG (.217), and WHIP (1.01)...Allowed 1 or 0 ER in 9 of his 13 starts during 2021...In 2022, led the FCL with 9 wins...**2023:** Spent the entire season with the FCL Red Sox, making 11 of his 14 appearances in relief...From 6/27 through the remainder of the season, posted a 1.13 ERA (2 ER/16.0 IP) across 9 games.

YEAR	CLUB	W-L	ERA	G	GS	SV	IP	H	R	ER	HR	HB	BB	SO	SO/9	WHIP	AVG
2021	DSL Red Sox (R)	0-5	2.92	13	13	0	49.1	39	21	16	3	2	11	47	8.57	1.01	.217
2022	FCL Red Sox (R)	9-3	4.46	12	1	0	38.1	34	22	19	4	2	15	40	9.39	1.28	.230
2023	FCL Red Sox (R)	3-1	2.30	14	1	0	27.1	22	9	7	1	5	11	19	6.26	1.21	.227
Minor League Totals		12-9	3.29	39	17	0	115.0	95	52	42	8	9	37	106	8.30	1.15	.224

HICKEY, Nathaniel Thomas (Nathan) - Non-Roster Invitee

C

HT: 6-0; **BATS:** Left; **THROWS:** Right; **BORN:** 11/23/1999 in Jacksonville, FL; **SIGNED BY:** Dante Ricciardi; **ACQUIRED:** Red Sox 5th pick (5th round, 136th overall) in the 2021 First-Year Player Draft.

CAREER: Enters 2024 ranked by *Baseball America* as the Red Sox' No. 15 prospect...Was ranked as the Sox' top catching prospect by *BA* in 2022 and 2023...Has made 136 starts as the catcher and 47 as the DH...Participated in the 2024 Red Sox Rookie Development Program, visiting patients at the Jimmy Fund Clinic and hosting a Play Ball clinic with the Red Sox Foundation...**2023:** Hit .265 (95-for-359) with 24 2B and an .858 OPS in 98 games between High-A Greenville (18 G) and Double-A Portland (74 G)...Ranked T-5th among Red Sox farmhands in HR (19)...Was named an Eastern League All-Star...**PERSONAL:** Played for the University of Florida (2020-21), where he hit .316 (85-for-269) with a .975 OPS, 17 2B, 2 3B, 13 HR, and 57 RBI in 75 games...In 2021, named to the Newcomer All-Southeastern Conference Team and Southeastern Conference All-Tournament Team (3rd base)...Graduated from Providence School in Jacksonville, FL.

YEAR	CLUB	AVG	G	AB	R	H	2B	3B	HR	RBI	SH	HBP	BB	SO	SB	CS	OBP	SLG	OPS
2021	FCL Red Sox (R)	.250	8	20	4	5	2	0	0	1	0	0	6	8	0	0	.429	.350	.779
	Salem (A)	.125	3	8	1	1	0	0	1	0	0	0	3	2	0	0	.333	.125	.458
2022	Salem (A)	.271	41	140	31	38	12	0	7	39	0	1	39	39	0	1	.429	.507	.936
	Greenville (A+)	.252	34	115	19	29	6	0	9	23	0	5	24	39	0	0	.397	.539	.936
2023	Greenville (A+)	.294	18	68	13	20	6	1	4	9	0	1	12	20	0	0	.402	.588	.990
	Portland (AA)	.258	80	291	49	75	18	0	15	56	0	3	40	91	3	0	.352	.474	.826
Minor League Totals		.262	184	642	117	168	44	1	35	129	0	11	124	199	3	1	.386	.497	.883

Player Development

Minor League Players, Continued

HOPPE, Alex Kevin - Non-Roster Invitee

RHP

HT: 6-1; **BATS:** Right; **THROWS:** Right; **BORN:** 12/17/1998 in Davenport, IA; **SIGNED BY:** Spencer Brown; **ACQUIRED:** Red Sox 7th pick (6th round, 189th overall) in the 2022 First-Year Player Draft.

CAREER: Ranked by *Baseball America* as having the best slider among Red Sox minor leaguers entering 2024...**2023:** Posted a 4.10 ERA (22 ER/48.1 IP) in his professional debut between High-A Greenville (31 G) and Double-A Portland (12 G)...Held opponents scoreless in 10 of his 12 appearances with POR, including each of his last 4 games (6.0 IP, 3 H, 8 SO)...Was named the Red Sox Minor League Relief Pitcher of the Month for July...

PERSONAL: Pitched for the University of North Carolina at Greensboro (2018-22)...Named Southern Conference Pitcher of the Year as a senior in 2022, going 8-2 with a 2.97 ERA (22 ER/66.2 IP) in 26 relief appearances...Pitched for Harrisonburg in the Valley Baseball League (2019) and High Point-Thomasville in the Coastal Plain League (2020) during his collegiate career...Graduated from Unity Christian School (IA).

YEAR	CLUB	W-L	ERA	G	GS	SV	IP	H	R	ER	HR	HB	BB	SO	SO/9	WHIP	AVG
2023	Greenville (A+)	1-4	3.93	31	0	3	34.1	40	18	15	3	1	14	48	12.58	1.57	.288
	Portland (AA)	1-1	4.50	12	0	2	14.0	12	7	7	3	0	3	16	10.29	1.07	.226
Minor League Totals		2-5	4.10	43	0	5	48.1	52	25	22	6	1	17	64	11.92	1.43	.271

INGRASSIA, Joseph Gaetano (Jojo)

LHP

HT: 6-2; **BATS:** Left; **THROWS:** Left; **BORN:** 7/24/2002 in El Cajon, CA; **SIGNED BY:** Lloyd Hill; **ACQUIRED:** Red Sox 16th pick (14th round, 418th overall) in the 2023 First-Year Player Draft.

PERSONAL: Attended the University of San Diego State (2020-22) and the University of Cal State Fullerton (2023)...Went 5-2 with a 2.42 ERA (12 ER/44.2 IP), 51 SO, and 7 saves in 26 outings...Named to the 2023 All-Big West Second Team...Graduated from Valhalla High School (CA), where he holds the school record for no-hitters (3).

YEAR	CLUB	W-L	ERA	G	GS	SV	IP	H	R	ER	HR	HB	BB	SO	SO/9	WHIP	AVG
2023																	

Did not play

JACKSON, Gabriel

RHP

HT: 6-2; **BATS:** Right; **THROWS:** Right; **BORN:** 9/7/2001 in Samana, DR; **SIGNED BY:** Esau Media and Eddie Romero; **ACQUIRED:** Signed as an international free agent, 7/2/2018.

2023: Went 4-2 with a 3.38 ERA (26 ER/69.1 IP) with Single-A Salem (25 G, 4 GS) and High-A Greenville (4 G)...From 5/9-7/25, posted a 2.39 ERA (10 ER/37.2 IP) across 15 games, including 8 scoreless appearances.

YEAR	CLUB	W-L	ERA	G	GS	SV	IP	H	R	ER	HR	HB	BB	SO	SO/9	WHIP	AVG
2019	DSL Red Sox (R)	4-3	3.49	14	14	0	59.1	58	32	23	0	5	27	38	5.76	1.43	.256
2020																	
Did not play																	
2021	FCL Red Sox (R)	2-0	3.57	10	2	0	17.2	15	9	7	1	0	11	17	8.66	1.47	.217
2022	Salem (A)	7-8	5.27	25	13	0	94.0	111	65	55	6	6	39	65	6.22	1.60	.289
2023	Salem (A)	4-1	3.05	25	4	0	62.0	61	25	21	4	3	19	40	5.81	1.29	.264
	Greenville (A+)	0-1	6.14	4	0	0	7.1	12	7	5	0	1	4	7	8.59	2.18	.353
Minor League Totals		17-13	4.16	78	33	0	240.1	257	138	111	11	15	100	167	6.25	1.49	.272

JAMES, Lyonell Andres

INF

HT: 6-3; **BATS:** Right; **THROWS:** Right; **BORN:** 10/14/2002 in San Pedro de Macoris, DR; **SIGNED BY:** Jonathan Cruz and Rolando Pino; **ACQUIRED:** Signed as an international free agent, 7/2/2019.

CAREER: Has made 114 starts at 3B and 51 at 1B...In 2021, led the DSL Red Sox Blue in doubles (11)...**2023:** Ranked 2nd on Single-A Salem with 75 hits.

YEAR	CLUB	AVG	G	AB	R	H	2B	3B	HR	RBI	SH	HBP	BB	SO	SB	CS	OBP	SLG	OPS
2021	DSL Red Sox (R)	.283	51	173	24	49	11	1	1	33	0	6	22	23	5	3	.379	.376	.755
2022	FCL Red Sox (R)	.340	34	100	19	34	7	1	0	19	0	2	17	17	2	1	.442	.430	.872
2023	Salem (A)	.238	92	315	35	75	12	1	3	45	0	8	27	44	2	4	.311	.311	.622
Minor League Totals		.269	177	588	78	158	30	3	4	97	0	16	66	84	9	8	.355	.350	.705

Minor League Players, Continued

JIMENEZ, Gilberto

OF

HT: 5-11; **BATS:** Switch; **THROWS:** Right; **BORN:** 7/8/2000 in San Cristobal, DR; **SIGNED BY:** Manny Nanita and Eddie Romero; **ACQUIRED:** Signed as an international free agent, 8/2/2017.

CAREER: Ranked by *Baseball America* as one of the Sox' top prospects in 2019 (No. 20), '20 (No. 9), '21 (No. 7), and '22 (No. 23)...Rated by *Baseball America* as the best athlete (2020-22), fastest baserunner (2020), and as having the best outfield arm (2019-23) in the Sox system...Attended ML Spring Training camp as a non-roster invitee in 2021 before spending the entire season with Low-A Salem and leading Low-A East in hits (114)...Named a New York-Penn League All-Star and *Baseball America* Short-Season All-Star in 2019 with SLowell, when he led the NYPL in AVG (.359) and hits (84)...Also ranked among Sox minor leaguers in 2019 in AVG (1st), OBP (3rd), SLG (3rd), and OPS (2nd)...Hit safely in 50 of his 59 games in 2019...Named 2018 Red Sox Latin Program Position Player of the Year...**2023:** Limited to 48 games due to injury, hitting .249 (46-for-185) with 5 HR and 34 RBI with the FCL Red Sox (8 G), Single-A Salem (8 G), and High-A Greenville (32 G)...**PERSONAL:** Name is pronounced "gil-BAIR-toh he-MEN-ehz"...Is a natural right-handed hitter...Did not become a switch hitter until after he signed with the Red Sox in 2017.

YEAR	CLUB	AVG	G	AB	R	H	2B	3B	HR	RBI	SH	HBP	BB	SO	SB	CS	OBP	SLG	OPS
2018	DSL Red Sox (R)	.319	67	257	42	82	10	8	0	22	0	8	19	40	16	14	.384	.420	.804
2019	Lowell (A)	.359	59	234	35	84	11	3	3	19	1	2	13	38	14	6	.393	.470	.863
2020																			
Did not play																			
2021	Salem (A)	.306	94	373	64	114	16	6	3	56	1	8	19	86	13	8	.346	.405	.751
2022	Greenville (A+)	.268	99	380	49	102	18	2	5	34	5	3	18	100	20	9	.306	.366	.672
2023	FCL Red Sox (R)	.393	8	28	5	11	3	1	2	10	0	0	1	6	1	1	.414	.786	1.200
	Salem (A)	.229	8	35	2	8	0	0	1	6	0	1	1	13	1	1	.263	.314	.577
	Greenville (A+)	.221	32	122	18	27	8	1	2	18	1	0	6	37	7	3	.256	.352	.608
Minor League Totals		.300	367	1429	215	428	66	21	16	165	8	22	77	320	72	42	.342	.409	.751

JONES, Deundre Hinton

OF

HT: 5-11; **BATS:** Left; **THROWS:** Left; **BORN:** 12/12/2003 in Houston, TX; **SIGNED BY:** Lee Bryant; **ACQUIRED:** Red Sox 18th pick (17th round, 519th overall) in the 2022 First-Year Player Draft.

PERSONAL: Graduated from Lutheran South Academy (TX)...Prior to his selection in the 2022 First-Year Player Draft, had committed to play baseball at Kansas State University.

YEAR	CLUB	AVG	G	AB	R	H	2B	3B	HR	RBI	SH	HBP	BB	SO	SB	CS	OBP	SLG	OPS
2023	FCL Red Sox (R)	.191	28	68	11	13	1	0	2	10	0	1	19	32	1	0	.371	.294	.665

JORDAN, Blaze Christopher

INF

HT: 6-2; **BATS:** Right; **THROWS:** Right; **BORN:** 12/19/2002 in Southaven, MS; **SIGNED BY:** Danny Watkins; **ACQUIRED:** Red Sox 2nd pick (3rd round, 89th overall) in the 2020 First-Year Player Draft.

CAREER: Enters 2024 ranked by *Baseball America* as the Red Sox' No. 21 prospect...Also entered the season ranked by *BA* as a top Sox prospect in 2021 (No. 16), 2022 (No. 7), and 2023 (No. 14)...Rated by *BA* as the system's best power hitter in 2022...Finished 2021 ranked by MLB.com as the No. 9 third base prospect in baseball...Has appeared defensively at 3B (128 G, 127 GS) and 1B (117, 117)...In 2022, was named Carolina League Player of the Week for 5/9-15 and 6/20-26...Recorded a 16-game hitting streak from 6/8-26, the longest by a Single-A Salem batter in 2022...**2023:** Hit .296 (141-for-476) with an .831 OPS, 32 2B, 1 3B, 18 HR, and 86 RBI in 122 games between High-A Greenville (73 G) and Double-A Portland (49 G)...Led all Sox minor leaguers in hits, doubles, and RBI...Also ranked among BOS farmhands in AVG (2nd), HR (7th), OBP (10th, .350), SLG (4th, .481), OPS (5th), XBH (2nd, 51), and total bases (3rd, 229)...Was named the South Atlantic League Player of the Week for 6/12-18...Was also named a South Atlantic League All-Star...**PERSONAL:** Ranked by *Baseball America* as the No. 90 prospect in the 2020 First-Year Player Draft...Graduated from DeSoto Central High School (MS)...Named 2019-20 Gatorade Mississippi Baseball Player of the Year...Was a 2-time First Team All-State selection...Won the 2019 High School Home Run Derby at Progressive Field in Cleveland during MLB All-Star Week.

YEAR	CLUB	AVG	G	AB	R	H	2B	3B	HR	RBI	SH	HBP	BB	SO	SB	CS	OBP	SLG	OPS
2021	FCL Red Sox (R)	.362	19	69	12	25	7	1	4	19	0	0	6	13	1	0	.408	.667	1.075
	Salem (A)	.250	9	36	7	9	1	0	2	7	0	0	2	8	0	0	.289	.444	.733
2022	Salem (A)	.286	95	370	48	106	29	3	8	57	0	5	37	67	4	1	.357	.446	.803
	Greenville (A+)	.301	25	93	12	28	1	0	4	11	0	2	11	27	1	0	.387	.441	.828
2023	Greenville (A+)	.324	73	287	48	93	22	1	12	55	0	3	28	47	2	0	.385	.533	.918
	Portland (AA)	.254	49	189	19	48	10	0	6	31	0	0	12	28	0	0	.296	.402	.698
Minor League Totals		.296	270	1044	146	309	70	5	36	180	0	10	96	190	8	1	.358	.476	.834

Minor League Players, Continued

JUDICE, Nicholas Miller

RHP

HT: 6-8; **BATS:** Right; **THROWS:** Right; **BORN:** 4/28/2001 in Baton Rouge, LA; **ACQUIRED:** From the New York Yankees with RHP Richard Fitts and RHP Greg Weissert in exchange for OF Alex Verdugo, 12/5/2023.

CAREER: Was originally selected by NYY in the 8th round of the 2023 First-Year Player Draft...**PERSONAL:** Played for the University of Louisiana Monroe (2020-23), where as a senior he posted a 3.74 ERA (22 ER/53.0 IP) with 66 SO...Pitched for Yarmouth-Dennis in the Cape Cod Baseball League in 2023...Graduated from Catholic High School in Baton Rouge, LA...Notable Catholic alumni include current MLB players Josh H. Smith, Aaron Nola, and Austin Nola.

YEAR	CLUB	W-L	ERA	G	GS	SV	IP	H	R	ER	HR	HB	BB	SO	SO/9	WHIP	AVG
2023							Did not play										

KAVADAS, Nikolos Siade (Niko)

1B

HT: 6-1; **BATS:** Left; **THROWS:** Right; **BORN:** 10/27/1998 in South Bend, IN; **SIGNED BY:** Danny Watkins; **ACQUIRED:** Red Sox 11th pick (11th round, 316th overall) in the 2021 First-Year Player Draft.

CAREER: Entered 2023 ranked as a top Red Sox prospect by *Baseball America* (No. 23) and MLB.com (No. 20)...Also ranked by *Baseball America* as the Sox' best power hitter...Has appeared defensively only at 1B (213 G, 209 GS), also making 39 starts at DH...Named Red Sox Minor League Offensive Player of the Year in 2022, when he ranked among full-season minor leaguers in OBP (2nd, .443), SLG (20th, .547), and OPS (7th, .990) while leading Red Sox farmhands in walks (102) and RBI (tied, 86)...Named Red Sox Minor League Hitter of the Month and Carolina League Player of the Month for June 2022, as well as the league's Player of the Week for 6/13-19/22...Homered in 4 consecutive games from 6/21-25/22 after homering in 3 straight from 6/16-18/22...Reached base safely in 38 consecutive games between Salem and Greenville from 5/30-7/16/22, the longest on-base streak by a Red Sox minor leaguer during 2022...**2023:** Ranked top 5 in the Red Sox organization in walks (1st, 98), HR (T-2nd, 22), and RBI (5th, 69)...Recorded multi-HR games on 5/16 at Hartford (2 HR, 5 RBI) and 9/12 vs. Syracuse (2 HR, 3 RBI)...**PERSONAL:** Played 4 seasons at the University of Notre Dame (2018-21)...Was named a Golden Spikes Award and Dick Howser Award semifinalist in 2021...Also named a *Baseball America* First Team All-American and First Team All-ACC in 2021...Played for Harwich in the Cape Cod Baseball League in 2019...Named a CCBL All-Star, batting .274 (33-for-131) with 9 HR and 33 RBI in 40 games...Graduated from Penn High School (IN)...Grew up a Chicago Cubs fan.

YEAR	CLUB	AVG	G	AB	R	H	2B	3B	HR	RBI	SH	HBP	BB	SO	SB	CS	OBP	SLG	OPS
2021	FCL Red Sox (R)	.227	8	22	4	5	2	0	1	2	0	0	7	6	0	0	.414	.455	.869
	Salem (A)	.286	7	21	6	6	2	0	1	4	0	0	8	7	0	0	.483	.524	1.007
2022	Salem (A)	.286	59	192	35	55	18	1	14	48	0	6	54	70	1	1	.453	.609	1.062
	Greenville (A+)	.308	37	120	27	37	4	0	10	28	0	7	32	42	0	0	.472	.592	1.064
	Portland (AA)	.222	24	81	9	18	3	0	2	10	0	3	16	40	0	0	.370	.333	.703
2023	Portland (AA)	.204	69	221	35	45	8	0	14	42	0	5	63	110	2	0	.386	.430	.816
	Worcester (AAA)	.209	48	148	27	31	8	0	8	27	0	2	35	62	0	0	.364	.426	.790
	Minor League Totals	.245	252	805	143	197	45	1	50	161	0	23	215	337	3	1	.413	.489	.902

Minor League Players, Continued

KOLOZSVARY, Mark Daniel - Non-Roster Invitee

C

HT: 5-7; **BATS:** Right; **THROWS:** Right; **BORN:** 9/4/1995 in Eustis, FL; **SIGNED BY:** Sean Buckley; **ACQUIRED:** Signed as a minor league free agent, 12/21/2023.

CAREER: Has played in 11 MLB games with CIN and BAL...Originally selected by CIN in the 7th round of the 2017 First-Year Player Draft...Has made 242 career minor league starts as the catcher, throwing out 97 of 322 runners attempting to steal (30.1%)...Won a Silver Medal in baseball at the 2020 Summer Olympics in Tokyo, Japan, where he was teammates with Eddy Alvarez, Triston Casas, and Jamie Westbrook...Was rated by *Baseball America* as the best defensive catcher in the Reds' farm system in 2018 and 2021-22...**2023:** Split time with the BAL and MIN organizations...Played in 1 MLB game on 6/13 vs. TOR...**PERSONAL:** Played as a walk-on for the University of Florida, where he helped the Gators win the 2017 College World Series...Was named to the 2016 and 2017 SEC Academic Honor Roll...Married his wife, Zulema, in 2024 in Florida.

YEAR	CLUB	AVG	G	AB	R	H	2B	3B	HR	RBI	SH	HBP	BB	SO	SB	CS	OBP	SLG	OPS
2017	Billings (R)	.305	28	95	19	29	7	0	1	15	0	1	8	30	1	0	.362	.411	.773
2018	Dayton (A)	.225	82	275	26	62	16	1	3	27	0	10	24	76	3	0	.310	.324	.634
2019	Daytona (A+)	.188	79	234	26	44	11	1	6	21	1	17	38	78	0	4	.341	.321	.662
2020																			
2021	Chattanooga (AA)	.233	40	146	33	34	12	0	6	26	0	4	20	53	0	0	.341	.438	.779
	Louisville (AAA)	.190	19	58	9	11	2	1	1	2	0	6	3	23	0	0	.299	.310	.609
2022	Chattanooga (AA)	.100	4	10	4	1	0	0	2	0	1	4	4	0	0	0	.400	.100	.500
	Louisville (AAA)	.168	42	119	14	20	6	0	3	7	2	8	13	44	0	0	.293	.294	.587
	CINCINNATI	.200	10	20	3	4	2	0	1	3	0	0	1	9	0	0	.238	.450	.688
2023	Bowie (AA)	.211	5	19	2	4	1	0	1	2	0	1	8	0	0	0	.250	.421	.671
	Norfolk (AAA)	.162	20	68	9	11	1	0	2	7	0	3	5	26	1	0	.250	.265	.515
	St. Paul (AAA)	.214	6	14	2	3	1	0	1	4	0	0	1	5	0	0	.267	.500	.767
	BALTIMORE	.000	1	0	0	0	0	0	0	0	0	0	0	0	0	0	.000	.000	.000
	Major League Totals	.200	11	20	3	4	2	0	1	3	0	0	1	9	0	0	.238	.450	.688
	Minor League Totals	.211	325	1038	144	219	57	3	24	113	3	50	117	347	5	4	.320	.341	.661

KOSS, Christian Bradley

INF

HT: 6-2; **BATS:** Right; **THROWS:** Right; **BORN:** 1/27/1998 in Riverside, CA; **SIGNED BY:** Jon Lukens; **ACQUIRED:** From the Colorado Rockies in exchange for LHP Yoan Aybar, 12/3/2020.

CAREER: Named Double-A Portland's 2022 team MVP, leading the Sea Dogs in HR (17), RBI (84), hits (127), and total bases (210)...Named Red Sox 2021 Minor League Baserunner of the Year...Named Red Sox Minor League Defensive Player of the Month for June 2021 and Baserunner of the Month for August 2021...Hit 3 HR vs. Rome on 8/5/21...Played 14 games for Scottsdale in the Arizona Fall League following the 2021 season...**2023:** Split the season between the Rookie-level FCL Red Sox, Double-A Portland, and Triple-A Worcester...Made 52 starts at SS, 9 at 2B, 6 at 3B, and 2 in LF...Spent time on the injured list with a left toe sprain...**PERSONAL:** Played baseball for 3 seasons at the University of California, Irvine (2017-19)...Selected as the Big West Conference's Defensive Player of the Year as a junior in 2019...Played for Yarmouth-Dennis in the Cape Cod Baseball League in 2017 and '18...Named a CCBL All-Star in 2018...In the summer between his senior year of high school and freshman year of college, played for Yakima Valley in the West Coast League...Graduated from John W. North High School (CA).

YEAR	CLUB	AVG	G	AB	R	H	2B	3B	HR	RBI	SH	HBP	BB	SO	SB	CS	OBP	SLG	OPS
2019	Grand Junction (R)	.332	53	190	45	63	11	4	11	51	3	7	35	43	10	4	.447	.605	1.052
2020																			
2021	Greenville (A+)	.271	104	428	65	116	18	7	15	55	0	5	31	100	10	4	.325	.451	.776
2022	Portland (AA)	.260	125	488	69	127	22	5	17	84	0	12	25	137	16	5	.309	.430	.739
2023	FCL Red Sox (R)	.292	7	24	4	7	1	0	1	3	0	0	1	6	2	1	.320	.458	.778
	Portland (AA)	.224	38	134	18	30	7	1	2	10	2	1	10	33	11	1	.283	.336	.619
	Worcester (AAA)	.237	34	114	13	27	8	1	1	10	1	3	5	26	2	1	.285	.351	.636
	Minor League Totals	.269	361	1378	214	370	67	18	47	213	6	28	107	345	51	16	.331	.446	.777

Minor League Players, Continued

KIWIATKOWSKI, Robert Julian

RHP

HT: 6-1; **BATS:** Right; **THROWS:** Right; **BORN:** 6/8/1997 in Flowery Branch, GA; **SIGNED BY:** Matt Davis; **ACQUIRED:** Signed as a non-drafted free agent, 6/24/2020.

2023: Tossed at least 2.0 innings in 17 of his 34 games, including season-high 3.2 innings on 8/5 vs. Rome... **PERSONAL:** Attended Marshall University (2019-20) and Spartanburg Methodist College (2016-18)...Did not allow a hit over his final 4 appearances of 2020 (8.0 IP, 0 ER, 0 BB, 11 SO)...Attended Mountain View High School (GA)... Last name is pronounced "QUIET-kow-ski."

YEAR	CLUB	W-L	ERA	G	GS	SV	IP	H	R	ER	HR	HB	BB	SO	SO/9	WHIP	AVG
2021	Salem (A)	6-0	3.58	31	1	1	70.1	69	40	28	3	5	20	39	4.99	1.27	.255
2022	Greenville (A+)	2-4	6.75	30	0	1	33.1	55	30	25	1	3	18	25	6.75	2.19	.369
2023	Greenville (A+)	1-1	4.22	26	1	4	42.2	35	23	20	5	0	13	38	8.02	1.13	.217
	Portland (AA)	0-0	3.78	8	2	1	16.2	10	7	7	2	0	5	12	6.48	0.90	.179
Minor League Totals		9-5	4.42	95	4	7	163.0	169	100	80	11	8	56	114	6.29	1.38	.265

LANDRY, Nathan

LHP

HT: 6-2; **BATS:** Right; **THROWS:** Left; **BORN:** 5/4/1999 in Victoriaville, QC, Canada; **SIGNED BY:** Alonzo Wright; **ACQUIRED:** Red Sox 16th pick (15th round, 459th overall) in the 2022 First-Year Player Draft.

2023: Named Red Sox Minor League Relief Pitcher of the Month for April...Did not allow a run over 10.1 IP with Single-A Salem before being promoted to High-A Greenville on 5/2... **PERSONAL:** Was 8-4 with a 3.67 ERA (34 ER/83.1 IP) in 30 appearances (8 starts) during his junior season at the University of Missouri (2022)...Prior to his time with the Tigers, spent 2 seasons at Mineral Area College (2020-21)...Spent 5 seasons in Ligue de Baseball Junior Élite de Québec, the top amateur summer baseball league in Quebec, where he posted a 2.17 ERA in 53 career outings.

YEAR	CLUB	W-L	ERA	G	GS	SV	IP	H	R	ER	HR	HB	BB	SO	SO/9	WHIP	AVG
2022	FCL Red Sox (R)	0-0	6.75	2	0	0	2.2	1	2	2	0	0	2	6	20.25	1.13	.111
2023	Salem (A)	0-0	0.00	8	0	0	10.1	6	0	0	0	0	3	11	9.58	0.87	.171
	Greenville (A+)	1-1	7.54	19	0	0	22.2	27	20	19	8	1	10	22	8.74	1.63	.297
Minor League Totals		1-1	5.30	29	0	0	35.2	34	22	21	8	1	15	39	9.84	1.37	.252

LEE, Chansol

RHP

HT: 6-4; **BATS:** Right; **THROWS:** Right; **BORN:** 7/24/2005 in Seoul, South Korea; **SIGNED BY:** John Kim, Brett Ward, Eddie Romero; **ACQUIRED:** Signed as an international free agent, 7/22/2023.

YEAR	CLUB	W-L	ERA	G	GS	SV	IP	H	R	ER	HR	HB	BB	SO	SO/9	WHIP	AVG
2023																	

Did not play

LIENDO, Ahbram David

INF

HT: 5-8; **BATS:** Switch; **THROWS:** Right; **BORN:** 2/1/2004 in Maracay, Aragua, VZ; **SIGNED BY:** Wilder Lobo, Alex Requena, Eddie Romero; **ACQUIRED:** Signed as an international free agent, 1/15/2021.

CAREER: Has made 108 starts at 2B, 32 at 3B, and 18 at SS...**2023:** Recorded a career-high 4 hits on 4/18 vs. Lynchburg.

YEAR	CLUB	AVG	G	AB	R	H	2B	3B	HR	RBI	SH	HBP	BB	SO	SB	CS	OBP	SLG	OPS
2021	DSL Red Sox Red (R)	.251	46	167	26	42	6	4	1	21	0	1	25	30	11	4	.349	.353	.702
2022	FCL Red Sox (R)	.219	45	146	26	32	11	1	0	19	0	3	30	47	12	5	.363	.308	.671
	Salem (A)	.333	6	18	6	6	0	0	0	4	0	0	3	1	0	0	.409	.333	.742
2023	Salem (A)	.205	71	224	43	46	10	3	2	20	1	6	45	86	30	6	.353	.304	.657
Minor League Totals		.227	168	555	101	126	27	8	3	64	1	10	103	164	53	15	.356	.321	.677

LINAREZ, Yohander David

INF

HT: 5-11; **BATS:** Switch; **THROWS:** Right; **BORN:** 3/19/2006 in Barquisimeto, Lara, VZ; **SIGNED BY:** Ernesto Gomez, Rolando Pino; **ACQUIRED:** Signed as an international free agent, 1/15/2022.

CAREER: Has made 46 starts at SS, 32 at 3B, and 12 at 2B in his career...**2023:** Led the Rookie-level DSL Red Sox Red in games (48), hits (52), total bases (70), doubles (10), triples (4), and RBI (32)...Recorded an 8-game hitting streak from 7/20-28 (.414 AVG, 12-for-29).

YEAR	CLUB	AVG	G	AB	R	H	2B	3B	HR	RBI	SH	HBP	BB	SO	SB	CS	OBP	SLG	OPS
2022	DSL Red Sox Red (R)	.267	46	165	22	44	9	2	1	21	0	2	11	37	2	2	.317	.364	.681
2023	DSL Red Sox Red (R)	.272	48	191	24	52	10	4	0	32	0	0	14	35	0	1	.317	.366	.683
Minor League Totals		.270	94	356	46	96	19	6	1	53	0	2	25	72	2	3	.317	.365	.682

Minor League Players, Continued

LIRA, Enderso Rafael

C

HT: 6-1; **BATS:** Right; **THROWS:** Right; **BORN:** 10/11/2003 in San Felipe, Yaracuy, VZ; **SIGNED BY:** Rolando Pino and Eddie Romero; **ACQUIRED:** Signed as an international free agent, 1/15/2021.

CAREER: Has thrown out 79 of 254 attempted base stealers (31.1%)...**2023:** Spent the entire season with Single-A Salem, starting 57 games as the catcher...Named Red Sox Minor League Defensive Player of the Month for May...Hit his 1st professional HR on 6/18 vs. Delaware.

YEAR	CLUB	AVG	G	AB	R	H	2B	3B	HR	RBI	SH	HBP	BB	SO	SB	CS	OBP	SLG	OPS
2021	DSL Red Sox Red (R)	.246	41	122	16	30	7	2	0	15	0	5	32	18	1	1	.414	.336	.750
2022	FCL Red Sox (R)	.129	21	62	4	8	1	0	0	6	0	2	7	20	0	0	.239	.145	.384
2023	Salem (A)	.238	62	223	18	53	8	0	1	26	0	0	11	50	0	2	.269	.287	.556
Minor League Totals		.224	124	407	38	91	16	2	1	47	0	7	50	88	1	3	.314	.280	.594

LIU, Chih-Jung

RHP

HT: 6-0; **BATS:** Switch; **THROWS:** Right; **BORN:** 4/7/1999 in Tainan City, Taiwan; **SIGNED BY:** Louie Lin, Brett Ward, Chris Becerra, and Eddie Romero; **ACQUIRED:** Signed as an international free agent, 10/22/2019.

CAREER: Ranked by *Baseball America* as one of the Sox' top prospects in 2020 (No. 26) and 2021 (No. 26)...**2023:** Made 24 starts for Double-A Portland...Tossed a no-hitter on 5/5 at Akron (7.0 IP, 2 BB, 6 SO)...Named Eastern League Player of the Week on 5/7...Tossed at least 5.0 innings in 11 starts, including season-high 7.0 innings twice, on 5/5 at Akron and 7/7 vs. Bowling Green...Struck out at least 5 batters in 15 of his 26 outings, including a season-high 11 SO on 7/18 vs. New Hampshire...Led the Sea Dogs in starts (24), innings pitched (114.1), and SO (145)...

PERSONAL: Pitched for Taiwan in the 2017 U-18 World Cup...Attended Culture University in Taiwan...Named MVP of the 2019 Asian Baseball Championship, during which he was teammates with former Red Sox player Tzu-Wei Lin.

YEAR	CLUB	W-L	ERA	G	GS	SV	IP	H	R	ER	HR	HB	BB	SO	SO/9	WHIP	AVG
2021	FCL Red Sox (R)	0-0	3.60	1	1	0	5.0	3	2	2	2	0	0	6	10.80	0.60	.167
	Salem (A)	5-1	4.29	12	12	0	50.1	49	26	24	4	2	19	54	9.66	1.35	.257
2022	Greenville (A+)	4-11	6.10	25	21	0	100.1	112	71	68	27	4	46	106	9.51	1.57	.284
	Portland (AA)	0-0	4.91	1	1	0	3.2	2	2	2	1	0	3	2	4.91	1.36	.167
2023	Portland (AA)	7-8	5.35	26	24	0	114.1	117	74	68	19	8	61	145	11.41	1.56	.268
Minor League Totals		16-20	5.39	65	59	0	273.2	283	175	164	53	14	129	313	10.29	1.51	.269

LOPEZ, Eduardo Elias

OF

HT: 6-0; **BATS:** Switch; **THROWS:** Right; **BORN:** 5/8/2002 in Tamboril, Santiago, DR; **SIGNED BY:** Esau Medina and Eddie Romero; **ACQUIRED:** Signed as an international free agent, 7/2/2018.

CAREER: Has made 116 starts in CF, 59 in RF, 23 in LF, and 1 at 1B...Has recorded 15 outfield assists...**2023:** Spent the entire season with High-A Greenville...Set career highs in games (79), hits (70), doubles (16), HR (5), walks (42), and RBI (45)...Recorded a career-high 5 RBI on 4/28 vs. Hudson Valley and a season-high 4 hits with 2 2B on 6/2 vs. Hickory.

YEAR	CLUB	AVG	G	AB	R	H	2B	3B	HR	RBI	SH	HBP	BB	SO	SB	CS	OBP	SLG	OPS
2019	DSL Red Sox (R)	.255	60	212	39	54	7	8	0	25	0	2	38	38	18	7	.372	.363	.735
2020										Did not play									
2021	FCL Red Sox (R)	.333	2	6	1	2	0	0	0	3	0	0	0	0	0	0	.333	.333	.666
	Salem (A)	.206	9	34	5	7	1	0	0	5	0	1	8	15	0	0	.372	.235	.607
2022	Salem (A)	.234	76	286	39	67	12	2	4	27	0	5	36	78	9	5	.325	.332	.657
2023	Greenville (A+)	.261	79	268	48	70	16	1	5	45	0	0	42	81	12	2	.356	.384	.740
Minor League Totals		.248	226	806	132	200	36	11	9	105	0	8	124	212	39	14	.350	.354	.704

LUETGE, Lucas Lester - Non-Roster Invitee

LHP

HT: 6-4; **BATS:** Left; **THROWS:** Left; **BORN:** 3/24/1987 in Brenham, TX; **SIGNED BY:** Brian Sankey; **ACQUIRED:** Signed as a minor league free agent, 2/9/2024.

CAREER: Has pitched in 230 career MLB games (1 start) with SEA (2012-15), NYY (2021-22), and ATL (2023), posting a 3.60 ERA (93 ER/232.1 IP) with 226 SO...Made his ML debut on 4/7/12 at OAK...On 6/8/12, was part of SEA's combined no-hitter vs. LAD, retiring his only batter faced in the 8th inning...Did not allow an XBH in each of his first 26 ML appearances, the longest streak to open a career in SEA history...Went 5 years between MLB appearances from 2016-2020...From 2021-22 with NYY, pitched to an 8-6 record with a 2.71 ERA (39 ER/129.2 IP) over 107 appearances with 138 SO and 2.3 fWAR...Selected by the Brewers in the 21st round of the 2008 First-Year Player Draft...Was a 2019 Mid-Season All-Star selection with Double-A Jackson...**2023:** Appeared in 12 MLB games with ATL, recording the win on Opening Day at WSH...**PERSONAL:** Played for San Jacinto College (2006-07) and Rice University (2008) in Texas...Was teammates with Brandon Belt at San Jacinto...Graduated from Belleville High School (TX).

Minor League Players, Continued

YEAR	CLUB	W-L	ERA	G	GS	SV	IP	H	R	ER	HR	HB	BB	SO	SO/9	WHIP	AVG
2008	Helena (R)	4-0	0.00	5	1	0	14.0	5	2	0	0	1	5	13	8.36	0.71	.106
	West Virginia (A)	2-1	3.72	8	6	0	36.1	35	16	15	2	0	10	33	8.17	1.24	.252
2009	Brevard County (A+)	6-7	4.48	27	7	2	92.1	93	55	46	6	9	38	75	7.31	1.42	.266
2010	Brevard County (A+)	1-1	2.29	16	1	0	35.1	36	10	9	1	1	10	21	5.35	1.30	.273
	Huntsville (AA)	3-2	3.48	23	2	0	44.0	52	25	17	4	2	17	47	9.61	1.57	.286
2011	Huntsville (AA)	1-3	3.13	46	1	3	69.0	63	29	24	3	1	23	69	9.00	1.25	.247
2012	SEATTLE	2-2	3.98	63	0	2	40.2	37	20	18	3	1	24	38	8.41	1.50	.248
2013	Tacoma (AAA)	0-0	4.35	22	0	1	31.0	28	16	15	4	0	16	45	13.06	1.42	.243
	SEATTLE	1-3	4.86	35	0	0	37.0	42	22	20	2	2	16	27	6.57	1.57	.296
2014	Tacoma (AAA)	3-2	3.32	42	0	3	62.1	58	24	23	6	4	27	70	10.11	1.36	.249
	SEATTLE	0-0	5.00	12	0	0	9.0	6	5	5	3	0	5	7	7.00	1.22	.182
2015	ACL Seattle (R)	0-0	0.00	1	1	0	1.0	0	0	0	0	0	0	1	9.00	0.00	.000
	Tacoma (AAA)	3-2	5.33	29	0	2	49.0	57	31	29	8	3	23	37	6.80	1.63	.285
	SEATTLE	0-0	0.00	1	0	0	2.1	0	0	0	0	0	2	2	7.71	0.68	.000
2016	Salt Lake (AAA)	1-1	4.85	48	0	2	55.2	58	32	30	4	4	26	58	9.38	1.51	.279
2017	Louisville (AAA)	1-2	4.55	20	0	0	27.2	34	17	14	4	1	9	30	9.76	1.55	.304
	Norfolk (AAA)	1-0	4.50	4	0	0	4.0	3	2	2	1	0	3	3	6.75	1.50	.200
2018								Did not play									
2019	Jackson (AA)	4-1	1.08	22	0	0	25.0	14	3	3	0	1	7	28	10.08	0.84	.167
	Reno (AAA)	5-2	3.14	33	0	1	43.0	43	22	15	4	5	14	46	9.63	1.33	.264
2020								Did not play									
2021	NEW YORK-AL	4-2	2.74	57	1	1	72.1	67	30	22	6	3	15	78	9.71	1.13	.238
2022	NEW YORK-AL	4-4	2.67	50	0	2	57.1	63	19	17	4	4	17	60	9.42	1.40	.276
2023	Mississippi (AA)	0-0	0.00	1	0	0	1.2	0	0	0	0	1	0	3	16.20	0.00	.000
	Gwinnett (AAA)	2-1	3.75	21	0	0	24.0	26	13	10	4	0	9	26	9.75	1.46	.265
	ATLANTA	1-0	7.24	12	0	0	13.2	17	11	11	2	1	7	14	9.22	1.76	.304
Major League Totals	12-11	3.60	230	1	5	232.1	232	107	93	20	11	86	226	8.75	1.37	.259	
Minor League Totals	37-25	3.69	368	19	14	615.1	605	297	252	51	33	237	605	8.85	1.37	.258	

LUGO, Andy Manuel

INF

HT: 5-11; **BATS:** Right; **THROWS:** Right; **BORN:** 3/15/2004 in San Cristobal, DR; **SIGNED BY:** Esau Medina, Eddie Romero; **ACQUIRED:** Signed as an international free agent, 7/2/2021.

2023: Missed the season due to an injury.

YEAR	CLUB	AVG	G	AB	R	H	2B	3B	HR	RBI	SH	HBP	BB	SO	SB	CS	OBP	SLG	OPS
2022	DSL Red Sox (R)	.318	56	220	52	70	11	2	2	30	0	8	11	35	21	2	.368	.414	.782
2023									Did not play										
Minor League Totals		.318	56	220	52	70	11	2	2	30	0	8	11	35	21	2	.368	.414	.782

LUGO, Matthew

INF/OF

HT: 6-1; **BATS:** Right; **THROWS:** Right; **BORN:** 5/9/2001 in Manati, PR; **SIGNED BY:** Edgar Perez; **ACQUIRED:** Red Sox 2nd pick (2nd round, 69th overall) in the 2019 First-Year Player Draft.

CAREER: Named 2023 Puerto Rico Winter League Rookie of the Year...Entered 2023 ranked by *Baseball America* (No. 18) and MLB.com (No. 13) as a top Red Sox prospect...Also entered 2021 (No. 14) and 2022 (No. 14) ranked by *BA* as a top Sox prospect, as well as being rated as the system's best defensive infielder in 2021...In 2022, led the South Atlantic League in hits, total bases, XBH (tied), and triples (tied)...Named South Atlantic League Player of the Month for August 2022, as well as SAL Player of the Week for 8/15-21/22...Named to MLB Pipeline's Prospect Team of the Week for 9/6-12/21...**2023:** Split time defensively between 3B (33 G) and LF (29 G)...**PERSONAL:** Is the nephew of former All-Star Carlos Beltrán...Played at Carlos Beltrán Baseball Academy in Puerto Rico.

YEAR	CLUB	AVG	G	AB	R	H	2B	3B	HR	RBI	SH	HBP	BB	SO	SB	CS	OBP	SLG	OPS
2019	FCL Red Sox (R)	.257	39	136	19	35	5	1	1	12	2	3	15	36	3	0	.342	.331	.673
	Lowell (A)	.250	2	8	0	2	0	0	0	1	0	0	2	0	0	0	.250	.250	.500
2020									Did not play										
2021	Salem (A)	.270	105	418	61	113	21	3	4	50	1	7	38	94	15	4	.338	.364	.702
2022	Greenville (A+)	.288	114	466	76	134	25	10	18	78	0	7	35	100	20	7	.344	.500	.844
	Portland (AA)	.083	3	12	1	1	1	0	0	1	0	0	4	0	0	0	.083	.167	.250
2023	Portland (AA)	.242	83	289	37	70	23	1	5	37	1	5	19	89	8	4	.297	.381	.678
Minor League Totals		.267	346	1329	194	355	75	15	28	179	4	22	107	325	46	15	.329	.409	.738

Minor League Players

Minor League Players, Continued

MARRERO, Elih Alexander

C

HT: 5-9; **BATS:** Switch; **THROWS:** Right; **BORN:** 6/21/1997 in Miami, FL; **SIGNED BY:** Willie Romya; **ACQUIRED:** Red Sox 8th pick (8th round, 250th overall) in the 2018 First-Year Player Draft.

CAREER: Has thrown out 77 of 228 (33.7%) runners attempting to steal...Entered 2019 ranked by *Baseball America* as the best defensive player in the Red Sox' system...**2023:** Spent the entire season with Double-A Portland... Made 34 starts at catcher...Hit his lone HR of the year on 8/16 vs. Binghamton...Attended Major League Spring Training as an NRI...**PERSONAL:** Is the son of former MLB catcher Eli Marrero, who appeared in 724 games over 10 seasons from 1997-2006...Played at Mississippi State University (2016-17) and St. Thomas University in Miami Gardens, FL (2018)...Attended Coral Gables Senior High School.

YEAR	CLUB	AVG	G	AB	R	H	2B	3B	HR	RBI	SH	HBP	BB	SO	SB	CS	OBP	SLG	OPS
2018	FCL Red Sox (R)	.289	26	83	14	24	3	1	0	9	0	1	14	14	0	0	.390	.349	.739
	Lowell (A)	.353	4	17	2	6	3	1	0	4	0	0	5	0	0	0	.353	.647	1.000
2019	Lowell (A)	.213	20	75	8	16	6	1	0	15	0	1	7	14	1	0	.282	.320	.602
	Salem (A)	.191	15	47	3	9	2	0	1	3	0	0	3	8	0	0	.240	.298	.538
2020																			
2021	Greenville (A+)	.287	57	174	32	50	14	1	1	23	1	2	25	38	14	3	.376	.397	.773
2022	Portland (AA)	.207	79	246	32	51	10	0	2	16	1	2	39	74	18	5	.319	.272	.591
2023	Portland (AA)	.269	37	108	18	29	8	0	1	10	0	1	22	33	8	7	.397	.370	.767
Minor League Totals		.247	238	750	109	185	46	4	5	80	2	7	110	186	41	15	.345	.339	.684

MARTINEZ, Emmanuel

C

HT: 5-11; **BATS:** Right; **THROWS:** Right; **BORN:** 5/24/2004 in La Romana, DR; **SIGNED BY:** Jonathan Cruz, Alberto Mejia; **ACQUIRED:** Signed as an international free agent, 6/11/2022.

CAREER: Has started 34 games as C and 10 at 1B...Has thrown out 14 of 44 (31.8%) runners attempting to steal.

YEAR	CLUB	AVG	G	AB	R	H	2B	3B	HR	RBI	SH	HBP	BB	SO	SB	CS	OBP	SLG	OPS
2022	DSL Red Sox Red (R)	.261	28	88	9	23	6	0	0	11	0	2	5	11	1	0	.316	.330	.646
2023	DSL Red Sox (R)	.250	5	12	0	3	1	0	0	1	0	0	1	1	0	0	.308	.333	.641
	FCL Red Sox (R)	.154	12	26	1	4	0	1	0	4	0	0	3	4	1	0	.233	.231	.464
Minor League Totals		.238	45	126	10	30	7	1	0	16	0	2	9	16	2	0	.297	.310	.607

MAYER, Marcelo

SS

HT: 6-3; **BATS:** Left; **THROWS:** Right; **BORN:** 12/12/2002 in Chula Vista, CA; **SIGNED BY:** JJ Altobelli; **ACQUIRED:** Red Sox 1st pick (1st round, 4th overall) in the 2021 First-Year Player Draft.

CAREER: Enters 2024 ranked as the Red Sox' No. 1 prospect by both *Baseball America* and MLB.com, and as a top 15 overall prospect by each publication (No. 14, 15)...Also ranked by *BA* as the Sox' best power hitter and defensive infielder...Attended the 2024 Red Sox Rookie Development Program...Entered 2023 ranked as the Red Sox' No. 1 prospect by both *Baseball America* and MLB.com and as a top 10 overall prospect by each publication (No. 10, 9)... Also ranked by *Baseball America* as the Sox' best defensive infielder and as having the best infield arm entering 2022...Has made 173 starts at SS and 1 at 3B...**2023:** Batted .236 (74-for-314) with 43 runs scored, 19 2B, 13 HR, 54 RBI, and 32 BB between High-A Greenville and Double-A Portland...Made 70 starts at SS and 1 at 3B...Missed the last month of the season with a left shoulder injury...Named Carolina League Player of the Week for 6/27-7/3/22...**PERSONAL:** Graduated from Eastlake High School (CA)...Named to the *Baseball America* High School All-American First Team in 2021...Played in the 2020 Perfect Game All-American Classic...Was a member of USA Baseball's 2019 17U National Team Development Program...Prior to being selected by the Red Sox in 2021, had committed to play baseball at the University of Southern California.

YEAR	CLUB	AVG	G	AB	R	H	2B	3B	HR	RBI	SH	HBP	BB	SO	SB	CS	OBP	SLG	OPS
2021	FCL Red Sox (R)	.275	26	91	25	25	4	1	3	17	0	0	15	27	7	1	.377	.440	.817
2022	Salem (A)	.286	66	252	46	72	26	1	9	40	0	2	51	78	16	0	.406	.504	.910
	Greenville (A+)	.265	25	98	15	26	4	1	4	13	0	1	17	29	1	0	.379	.449	.828
2023	Greenville (A+)	.290	35	145	23	42	11	1	7	34	0	1	17	37	5	2	.366	.524	.890
	Portland (AA)	.189	43	169	20	32	8	1	6	20	0	1	15	49	4	3	.254	.355	.609
Minor League Totals		.261	195	755	129	197	53	5	29	124	0	5	115	220	33	6	.359	.460	.819

Minor League Players, Continued

McDONOUGH, Tyler Scott

INF/OF

HT: 5-10; **BATS:** Switch; **THROWS:** Right; **BORN:** 4/2/1999 in Cincinnati, OH; **SIGNED BY:** Kirk Fredriksson; **ACQUIRED:** Red Sox 3rd pick (3rd round, 112th overall) in the 2021 First-Year Player Draft.

CAREER: Was ranked by *Baseball America* as a top Sox prospect to begin 2022 (No. 16)...Has made 76 starts in LF, 56 in CF, 55 at 2B, 34 at SS, 15 in RF, and 9 as DH...Has recorded 14 OF assists (10 in LF and 4 in CF)...Named Red Sox Minor League Base Stealer of the Month for May 2022 and Baserunner of the Month for July 2022...**PERSONAL:** Played at North Carolina State University (2019-21)...In 2021, was named Second Team All-ACC...In 2019, named a *Baseball America* Freshman All-American and selected to the Second Team All-ACC and All-Freshman ACC...Reached base in 53 consecutive games from the start of the 2020 season through 5/11/21...Hit .297 (11-for-37) during the 2021 NCAA Tournament (5 XBH, 6 RBI, 6 R)...Graduated from Moeller High School (OH), which also produced Hall of Famers Ken Griffey Jr. and Barry Larkin...Met Griffey, his favorite childhood player, through his uncle...As a freshman in high school, played basketball with current NBA player Jaxson Hayes.

YEAR	CLUB	AVG	G	AB	R	H	2B	3B	HR	RBI	SH	HBP	BB	SO	SB	CS	OBP	SLG	OPS
2021	FCL Red Sox (R)	.308	4	13	2	4	3	0	0	1	0	0	0	4	0	0	.308	.538	.846
	Salem (A)	.296	27	108	23	32	4	4	3	14	0	1	17	24	3	1	.397	.491	.888
2022	Greenville (A+)	.230	114	457	60	105	23	4	9	48	3	6	48	162	21	5	.311	.357	.668
2023	Portland (AA)	.250	97	316	50	79	15	4	5	35	1	3	35	97	24	7	.326	.370	.696
	Worcester (AAA)	.250	4	12	1	3	1	1	0	0	0	0	1	3	0	0	.308	.500	.808
Minor League Totals		.246	246	906	136	223	46	13	17	98	4	10	101	290	48	13	.326	.382	.708

McELVENY, Daniel Joseph

C

HT: 6-1; **BATS:** Right; **THROWS:** Right; **BORN:** 4/21/2003 in Chula Vista, CA; **SIGNED BY:** JJ Altobelli; **ACQUIRED:** Red Sox 6th pick (6th round, 166th overall) in the 2021 First-Year Player Draft.

CAREER: Has played defensively at catcher (37 G), 2B (5 G), and LF (1 G), throwing out 14 of 66 runners attempting to steal (21.2%)...**2023:** Hit his 1st professional HR on 4/13 at Carolina...**PERSONAL:** Graduated from Bonita Vista High School (CA).

YEAR	CLUB	AVG	G	AB	R	H	2B	3B	HR	RBI	SH	HBP	BB	SO	SB	CS	OBP	SLG	OPS
2021	FCL Red Sox (R)	.174	9	23	5	4	1	0	0	1	1	4	3	10	0	0	.367	.217	.584
2022	FCL Red Sox (R)	.250	21	64	13	16	10	1	0	6	0	1	15	26	5	0	.400	.438	.838
	Salem (A)	.167	22	72	13	12	6	0	0	10	0	2	21	29	0	1	.357	.250	.607
2023	FCL Red Sox (R)	.250	2	4	1	1	0	0	0	0	0	0	0	1	1	0	.250	.250	.500
	Salem (A)	.208	7	24	6	5	1	0	1	3	0	2	1	8	0	0	.296	.375	.671
Minor League Totals		.203	61	187	38	38	18	1	1	20	1	9	40	74	6	1	.364	.326	.690

MEIDROTH, Chase Gregory - Non-Roster Invitee

INF

HT: 5-10; **BATS:** Right; **THROWS:** Right; **BORN:** 7/23/2001 in Torrance, CA; **SIGNED BY:** JJ Altobelli; **ACQUIRED:** Red Sox 5th pick (4th round, 129th overall) in the 2022 First-Year Player Draft.

CAREER: Enters 2024 ranked by *Baseball America* as the Red Sox' No. 13 prospect...Was also ranked by *Baseball America* (No. 27) and MLB.com (No. 21) as a top BOS prospect entering 2023...Participated in the 2024 Red Sox Rookie Development Program, visiting patients at the Jimmy Fund Clinic and hosting a Play Ball clinic with the Red Sox Foundation...**2023:** Was named Double-A Portland's Defensive Player of the Year, playing 55 games at 3B, 18 at SS, and 16 at 2B...Was named Red Sox Minor League Hitter of the Month for April...Was selected as the Best Defensive 3B in the Eastern League in *Baseball America's* Best Tools Survey...**PERSONAL:** Played 3 seasons at the University of San Diego (2020-22), where he hit .319/.429/.519 in 75 games for the Toreros...Named to the All-West Coast Conference First Team in 2022...Graduated from Mira Costa High School (CA)...Was a member of the Garcia-parra Baseball Group from 2016-18, a high school level and youth baseball club created by Michael and Ramon Garcia-parra, the latter of which is the father of former Red Sox All-Star shortstop Nomar Garcia-parra.

YEAR	CLUB	AVG	G	AB	R	H	2B	3B	HR	RBI	SH	HBP	BB	SO	SB	CS	OBP	SLG	OPS
2022	FCL Red Sox (R)	.375	3	8	4	3	0	0	0	3	0	1	2	2	0	0	.545	.375	.920
	Salem (A)	.309	19	68	15	21	5	0	4	12	0	3	12	9	4	2	.424	.559	.983
2023	Greenville (A+)	.338	20	74	19	25	3	0	2	14	0	2	21	20	4	0	.495	.459	.954
	Portland (AA)	.255	91	325	59	83	16	1	7	43	0	11	59	78	9	1	.386	.375	.761
Minor League Totals		.278	133	475	97	132	24	1	13	72	0	17	94	109	17	3	.413	.415	.828

Minor League Players, Continued

MEJIAS, Alvaro Daniel

RHP

HT: 6-2; **BATS:** Right; **THROWS:** Right; **BORN:** 9/13/2003 in Valencia, Carabobo, VZ; **SIGNED BY:** Jonathan Cruz, Todd Claus; **ACQUIRED:** Signed as an international free agent, 1/15/2021.

CAREER: Has not allowed a HR in 46.2 IP...**2023:** Appeared in 1 game with the Rookie-level FCL Red Sox before missing the rest of the season due to an injury.

YEAR	CLUB	W-L	ERA	G	GS	SV	IP	H	R	ER	HR	HB	BB	SO	SO/9	WHIP	AVG
2021	DSL Red Sox (R)	0-0	3.78	8	8	0	16.2	16	7	7	0	3	4	12	6.48	1.20	.254
2022	DSL Red Sox (R)	1-1	1.23	8	8	0	29.1	16	7	4	0	3	7	39	11.97	0.78	.157
2023	FCL Red Sox (R)	0-1	40.50	1	0	0	0.2	2	3	3	0	0	2	0	0.00	6.00	.500
Minor League Totals		1-2	2.70	17	16	0	46.2	34	17	14	0	6	13	51	9.84	1.01	.201

MILLER, Christopher Tyler (Tyler)

INF

HT: 6-2; **BATS:** Left; **THROWS:** Right; **BORN:** 12/17/1999 in Spanish Fort, AL; **SIGNED BY:** Danny Watkins; **ACQUIRED:** Red Sox 9th pick (9th round, 256th overall) in the 2021 First-Year Player Draft.

CAREER: Has made 102 starts at 1B, 64 at 3B, 45 in LF, 3 in RF, and 1 in CF...Is 44-for-53 (83.0%) in stolen base attempts...**2023:** Ranked among the top 3 on High-A Greenville in doubles (3rd, 21), triples (T-3rd, 3), and stolen bases (3rd, 19)...Recorded a 9-game hitting streak from 5/28-6/9, batting .400 (12-for-33) with 4 XBH and 5 RBI... Recorded 25 multi-hit games...**PERSONAL:** Played at East Mississippi Community College (2019) and Auburn University (2020-21)...Led the Southeastern Conference in 2021 with 61 RBI during the regular season...Named to the 2021 Spring SEC Academic Honor Roll...Graduated from Spanish Fort (AL) High School.

YEAR	CLUB	AVG	G	AB	R	H	2B	3B	HR	RBI	SH	HBP	BB	SO	SB	CS	OBP	SLG	OPS
2021	FCL Red Sox (R)	.306	18	62	9	19	5	1	12	0	3	7	16	2	0	.403	.468	.871	
	Salem (A)	.359	9	39	9	14	2	1	2	8	0	0	4	10	1	1	.419	.615	1.034
2022	Salem (A)	.219	114	430	61	94	10	1	13	59	1	6	37	130	22	2	.286	.337	.623
2023	Greenville (A+)	.263	91	339	50	89	21	3	9	51	0	3	25	90	19	6	.315	.422	.737
Minor League Totals		.248	232	870	129	216	38	6	25	130	1	12	73	246	44	9	.312	.392	.704

MILLS, Wyatt

RHP

HT: 6-4; **BATS:** Right; **THROWS:** Right; **BORN:** 1/25/1995 in Spokane, WA; **SIGNED BY:** Jeff Sakamoto; **ACQUIRED:** From the Kansas City Royals in exchange for minor league RHP Jacob Wallace on 12/16/2022.

CAREER: Has made 38 ML relief appearances between SEA (2021-22) and KC (2022)...Made his ML debut on 5/1/21 vs. LAA, tossing a scoreless 8th inning...Selected by SEA in the 3rd round of the 2017 First-Year Player Draft out of Gonzaga University...Pitched for Team USA in the Premier12 Tournament in 2019, where he was teammates with Bobby Dalbec and Tanner Houck...**2023:** Missed the entire season due to right elbow inflammation.

YEAR	CLUB	W-L	ERA	G	GS	SV	IP	H	R	ER	HR	HB	BB	SO	SO/9	WHIP	AVG	
2017	Everett (A)	0-1	2.57	7	0	2	7.0	3	2	2	0	0	3	11	14.14	0.86	.120	
	Clinton (A)	0-1	1.35	11	0	4	13.1	5	2	2	0	0	6	18	12.15	0.83	.111	
2018	Modesto (A+)	0-0	1.91	35	0	11	42.1	29	12	9	1	2	9	49	10.42	0.90	.193	
	Arkansas (AA)	0-2	10.13	9	0	0	10.2	18	13	12	0	4	4	10	8.44	2.06	.367	
2019	Arkansas (AA)	4-2	4.27	41	0	8	52.2	43	26	25	2	4	17	66	11.28	1.14	.222	
2020	Did not play																	
2021	Tacoma (AAA)	4-2	3.14	23	1	2	28.2	19	12	10	2	1	7	51	16.01	0.91	.179	
	SEATTLE	0-0	9.95	11	0	0	12.2	19	14	14	1	1	7	11	7.82	2.05	.352	
2022	Tacoma (AAA)	1-0	1.83	16	0	0	19.2	12	4	4	1	0	7	17	7.78	0.97	.174	
	Omaha (AAA)	2-1	2.57	13	0	1	14.0	7	5	4	2	1	10	23	14.79	1.21	.149	
	SEATTLE	0-0	4.15	8	0	0	8.2	5	4	4	0	2	3	6	6.23	0.92	.179	
	Kane County (A)	0-1	4.79	19	0	0	20.2	21	11	11	1	3	10	20	8.71	1.50	.266	
2023	Did not play																	
Major League Totals		0-1	6.21	38	0	0	42.0	45	29	2	6	20	37	20	7.93	1.55	.280	
Minor League Totals		17-9	3.25	155	1	28	188.1	136	76	68	8	12	63	245	11.71	1.06	.199	

MONEGRO, Yordanny Isaais

RHP

HT: 6-4; **BATS:** Right; **THROWS:** Right; **BORN:** 10/14/2002 in Santo Domingo, DR; **SIGNED BY:** Juan Carlos Calderon and Todd Claus; **ACQUIRED:** Signed as an international free agent, 2/20/2020.

2023: Posted a 2.06 ERA (15 ER/65.2 IP) in 14 games (13 starts) between the Rookie-level FCL Red Sox, Single-A Salem, and High-A Greenville...Allowed only 1 HR in 65.2 IP (0.14 HR/9.0 IP)...Named FCL Pitcher of the Week on 6/11, and FCL Pitcher of the Month in June (15.0 IP, 5 H, 2 ER, 4 BB, 20 SO)...Named Red Sox Minor League Starting Pitcher of the Month for June...Tossed at least 5.0 innings in 10 of his 14 outings...Struck out at least 5 batters in 12 of his 14 outings, including career-high 11 SO on 6/25 vs. Delaware and 8/11 vs. Augusta.

YEAR	CLUB	W-L	ERA	G	GS	SV	IP	H	R	ER	HR	HB	BB	SO	SO/9	WHIP	AVG
2021	DSL Red Sox (R)	0-1	3.63	13	13	0	39.2	34	17	16	0	4	25	41	9.30	1.49	.239
2022	FCL Red Sox (R)	1-2	7.36	9	6	0	25.2	34	24	21	7	1	14	24	8.42	1.87	.321
2023	FCL Red Sox (R)	2-0	1.20	3	3	0	15.0	5	2	2	0	1	4	20	12.00	0.60	.102
	Salem (A)	3-2	2.43	9	9	0	40.2	33	12	11	0	4	17	60	13.28	1.23	.217
	Greenville (A+)	1-1	1.80	2	1	0	10.0	8	2	2	1	0	5	13	11.70	1.30	.222
Minor League Totals		7-6	3.57	36	32	0	131.0	114	57	52	8	10	65	158	10.85	1.37	.235

Player Development

Minor League Players, Continued

MONTERO, Juan Eduardo

C

HT: 5-11; **BATS:** Right; **THROWS:** Right; **BORN:** 6/10/2002 in Ponce, PR; **SIGNED BY:** Edgar Perez; **ACQUIRED:** Signed as a non-drafted free agent, 6/29/2020.

2023: Threw out 13 of 55 attempted base stealers...**PERSONAL:** Attended the Puerto Rico Baseball Academy.

YEAR	CLUB	AVG	G	AB	R	H	2B	3B	HR	RBI	SH	HBP	BB	SO	SB	CS	OBP	SLG	OPS
2021	FCL Red Sox (R)	.179	16	39	6	7	3	0	1	9	0	0	11	13	1	1	.360	.333	.693
2022	FCL Red Sox (R)	.258	18	31	2	8	5	0	0	10	0	4	3	12	0	0	.385	.419	.804
2023	Salem (A)	.247	23	73	10	18	7	0	0	8	0	2	6	20	0	2	.321	.342	.663
Minor League Totals		.231	57	143	18	33	15	0	1	27	0	6	20	45	1	3	.347	.357	.704

MULLINS, Hayden Christopher

LHP

HT: 6-0; **BATS:** Left; **THROWS:** Left; **BORN:** 9/14/2000 in Gallatin, TN; **SIGNED BY:** Danny Watkins; **ACQUIRED:** Red Sox 13th pick (12th round, 369th overall) in the 2022 First-Year Player Draft.

2023: Struck out 15 batters over 6.1 innings (4 starts) in his professional debut between the Rookie-level FCL Red Sox and Single-A Salem...Missed most of the season due to recovery from Tommy John surgery (reinstated from the IL on 8/27)...**PERSONAL:** Pitched for Auburn University (2020-22), where he was 5-1 with a 3.38 ERA (20 ER/53.1 IP) in 23 appearances (8 starts)...Graduated from Hendersonville High School (TN).

YEAR	CLUB	W-L	ERA	G	GS	SV	IP	H	R	ER	HR	HB	BB	SO	SO/9	WHIP	AVG
2023	FCL Red Sox (R)	0-1	3.38	2	2	0	2.2	0	1	1	0	0	2	7	23.63	0.75	.000
	Salem (A)	0-1	7.36	2	2	0	3.2	1	3	3	0	1	3	8	19.64	1.09	.083
Minor League Totals		0-2	5.68	4	4	0	6.1	1	4	4	0	1	5	15	21.32	0.95	.048

NÚÑEZ, Andrés

RHP

HT: 6-4; **BATS:** Right; **THROWS:** Right; **BORN:** 9/20/1995 in Southwest Ranches, FL; **SIGNED BY:** Alex Mesa; **ACQUIRED:** From the Kansas City Royals in exchange for cash considerations, 6/27/2023.

CAREER: Selected by the Royals in the 29th round of the 2018 First-Year Player Draft...**2023:** Split the season between Triple-A Omaha (KC) and Triple-A Worcester...Allowed 1 or 0 ER in 10 of his 16 outings with Worcester.

YEAR	CLUB	W-L	ERA	G	GS	SV	IP	H	R	ER	HR	HB	BB	SO	SO/9	WHIP	AVG
2018	AZL Royals (R)	1-0	3.12	11	0	1	17.1	13	6	6	0	2	3	20	10.38	0.92	.200
	Burlington (R)	0-0	2.45	4	0	0	7.1	6	2	2	1	1	4	7	8.59	1.36	.222
2019	Lexington (A)	3-2	2.21	26	0	2	53.0	46	18	13	3	4	12	68	11.55	1.09	.229
2020								Did not play									
2021	Northwest Arkansas (AA)	6-3	2.94	30	0	4	52.0	46	21	17	5	8	15	58	10.04	1.17	.234
	Omaha (AAA)	0-0	6.35	17	1	0	22.2	23	17	16	3	3	10	27	10.72	1.46	.267
2022	Omaha (AAA)	5-4	3.61	54	0	7	62.1	64	30	25	5	8	17	69	9.96	1.30	.266
2023	Omaha (AAA)	3-2	6.66	21	0	0	24.1	28	19	18	1	3	14	20	7.40	1.73	.289
	Worcester (AAA)	1-0	5.31	16	1	1	20.1	21	12	12	2	1	15	16	7.08	1.77	.259
Minor League Totals		19-11	3.78	179	2	15	259.1	247	125	109	20	30	90	285	9.89	1.30	.248

NÚÑEZ, Cristian Junior

RHP

HT: 6-5; **BATS:** Right; **THROWS:** Right; **BORN:** 10/22/2002 in La Vega, DR; **SIGNED BY:** Alberto Mejia, Rolando Pino; **ACQUIRED:** Signed as an international free agent, 11/12/2021.

2023: Split the season between the Rookie-level FCL Red Sox and Single-A Salem...Allowed 2 ER or fewer in 9 of his 12 outings, and 1 or 0 ER in 7 of them...Tossed a season-high 4.0 innings 3 times and recorded a season-high 6 SO on 8/12 vs. Augusta.

YEAR	CLUB	W-L	ERA	G	GS	SV	IP	H	R	ER	HR	HB	BB	SO	SO/9	WHIP	AVG
2022	DSL Red Sox (R)	3-0	1.11	11	9	0	32.1	19	7	4	0	7	12	32	8.91	0.96	.174
2023	FCL Red Sox (R)	1-1	6.23	7	5	0	17.1	17	13	12	1	4	8	17	8.83	1.44	.262
	Salem (A)	0-1	5.29	5	3	0	17.0	17	10	10	1	4	4	14	7.41	1.24	.270
Minor League Totals		4-2	3.51	23	17	0	66.2	53	30	26	2	15	24	63	8.51	1.16	.224

Minor League Players, Continued

PAEZ, Jedjixon Jose

RHP

HT: 6-1; **BATS:** Right; **THROWS:** Right; **BORN:** 1/17/2004 in Tinaquillo, Cojedes, VZ; **SIGNED BY:** Alberto Mejia and Eddie Romero; **ACQUIRED:** Signed as an international free agent, 1/15/2021.

2023: Spent the entire season with Single-A Salem...Tossed at least 5.0 innings in 10 of his 18 outings, including 6.0+ innings in 3 of them...Struck out 7 or more batters 3 times.

YEAR	CLUB	W-L	ERA	G	GS	SV	IP	H	R	ER	HR	HB	BB	SO	SO/9	WHIP	AVG
2021	DSL Red Sox (R)	2-1	2.86	13	13	0	50.1	43	18	16	5	3	9	49	8.76	1.03	.228
2022	FCL Red Sox (R)	5-2	3.63	13	10	0	57.0	52	26	23	2	1	13	49	7.74	1.14	.239
2023	Salem (A)	5-5	3.31	18	16	0	84.1	73	37	31	7	6	12	73	7.79	1.01	.230
Minor League Totals		12-8	3.29	44	39	0	191.2	168	81	70	14	10	34	171	8.03	1.05	.232

PAULINO, Eddinson Antonio

INF

HT: 5-10; **BATS:** Left; **THROWS:** Right; **BORN:** 7/2/2002 in Santiago, DR; **SIGNED BY:** Essau Medina and Eddie Romero; **ACQUIRED:** Signed as an international free agent, 7/2/2018.

CAREER: Enters 2024 ranked by *Baseball America* as the Red Sox' No. 19 prospect...Entered 2023 ranked as a top Red Sox prospect by *Baseball America* (No. 11) and MLB.com (No. 9)...Entered 2022 ranked by *BA* as the Red Sox' No. 28 prospect and climbed to No. 18 in the in-season rankings...Has made 107 starts at SS, 80 at 3B, 78 at 2B, 11 in CF, and 1 in LF...In 2022, leded Red Sox farmhands in runs (96), doubles (35), and triples (tied, 10) and led the Carolina League in XBH, doubles, triples (tied), and total bases...Named Carolina League Player of the Week for 8/29-9/4/22...Named Red Sox Minor League Baserunner of the Month for April 2022...Reached base safely in 36 consecutive games to end the 2022 season (including a 12-game hitting streak to end the year), the longest on-base streak in the Carolina League during 2022...Was 1 of only 3 minor leaguers with at least 30 2B, 10 3B, and 10 HR in 2022, joining Ceddanne Rafaela (BOS) and Dominic Fletcher (ARI)...Led the Rookie-level FCL Red Sox in doubles (16), triples (4), and XBH (20) in 2021...**2023:** Spent the entire season with High-A Greenville...Named an MiLB.com All-Star...Led Greenville in games played (115), runs (T-1st, 68), hits (113), doubles (28), HR (T-1st, 12), RBI (58), and total bases (185) and ranked 2nd in stolen bases (26), triples (tied, 4), and walks (50)...Recorded his first career 2-HR game on 6/23 at Bowling Green.

YEAR	CLUB	AVG	G	AB	R	H	2B	3B	HR	RBI	SH	HBP	BB	SO	SB	CS	OBP	SLG	OPS
2019	DSL Red Sox (R)	.287	35	108	17	31	2	4	0	10	1	1	18	23	2	6	.394	.380	.774
2020		Did not play																	
2021	FCL Red Sox (R)	.336	36	113	25	38	16	4	0	13	0	5	15	21	5	2	.436	.549	.985
2022	Salem (A)	.266	114	463	96	123	35	10	13	66	1	6	64	105	27	5	.359	.469	.828
2023	Greenville (A+)	.257	115	440	68	113	28	4	12	58	0	6	50	113	26	8	.338	.420	.758
Minor League Totals		.271	300	1124	206	305	81	22	25	147	2	18	147	262	60	21	.362	.449	.811

PENROD, Zach

LHP

HT: 6-2; **BATS:** Left; **THROWS:** Left; **BORN:** 6/16/1997 in Nampa, ID; **SIGNED BY:** Rick Schroeder; **ACQUIRED:** Signed as a minor league free agent, 8/16/2023.

CAREER: Missed 2019-20 due to Tommy John surgery...Pitched in the Independent Pioneer League in 2021-23...**2023:** Posted a 2.18 ERA (5 ER/20.2 IP) with High-A Greenville...Did not allow a run in his first 3 starts (17.0 IP), while striking out 17 batters...Tossed season-high 6.0 IP twice, on 8/25 at Hickory and 8/31 vs. Brooklyn...Pitched for the Glendale Desert Dogs in the Arizona Fall League, posting a 1.29 ERA (2 ER/14.0 IP) with 14 SO in 4 starts...Named an AFL Rising Star...**PERSONAL:** Pitched in college for Corban University (2017) and Northwest Nazarene (2018), both NAIA schools...Originally signed by the Texas Rangers as a non-drafted free agent in August 2018.

YEAR	CLUB	W-L	ERA	G	GS	SV	IP	H	R	ER	HR	HB	BB	SO	SO/9	WHIP	AVG		
2018	AZL Rangers (R)	0-2	6.17	4	3	0	11.2	12	10	8	3	3	6	16	12.34	1.54	.261		
2019		Did not play																	
2020		Did not play																	
2021	Boise (Ind.)	3-4	5.66	14	14	0	68.1	65	48	43	10	3	42	85	11.20	1.57			
2022	Boise (Ind.)	0-1	6.75	4		0	17.1	19	15	13	3	0	9	16	8.31	1.62			
	Billings (Ind.)	1-1	7.20	8		2	5.0	7	4	4	0	0	5	4	7.20	2.40			
2023	Missoula (Ind.)	4-1	2.98	13	10	2	54.1	39	29	18	8		32	65	10.77	1.31			
	Greenville (A+)	2-1	2.18	4	4	0	20.2	16	5	5	1	0	11	20	8.71	1.31	.205		
Minor League Totals		2-3	3.62	8	7	0	32.1	28	15	13	4	3	17	36	10.02	1.39	.226		
Independent Lg. Totals		8-7	4.84	39		4	145.0	130	96	78	21		88	170	10.55	1.50			

Minor League Players, Continued

PÉREZ, Roberto Andres - Non-Roster Invitee

C

HT: 5-11; **BATS:** Right; **THROWS:** Right; **BORN:** 12/23/1988 in Mayaguez, PR; **SIGNED BY:** Mike Soper; **ACQUIRED:** Signed as a minor league free agent, 12/14/2023.

CAREER: Has appeared in 516 career MLB games with CLE (2014-21), PIT (2022), and SF (2023)...Has made 471 career starts as the catcher and 2 as the DH, throwing out 97 of 252 runners attempting to steal (38.5%)...Was originally selected by CLE in the 33rd round of the 2008 First-Year Player Draft...Named a Rawlings Gold Glove Award winner in 2019-20 and the 2019 Wilson MLB Defensive Player of the Year...Accumulated 30 *Baseball Info Solutions* DRS in 2019, the highest single-season DRS by a catcher since the metric began in 2003...Additionally, in 2019 he did not allow a passed ball in 118 games and 993.2 innings as the catcher...During CLE's AL-record 22-game winning streak from 8/24-9/14/17, he batted .378 with 4 HR and 13 RBI (14-for-37)...Has appeared in 21 career postseason games with CLE (2016-20), including a 2-HR performance in Game 1 of the 2016 World Series...He became the first 9-hole hitter to homer twice in a World Series game and the 5th catcher all-time to do so (previous: Gary Carter in 1986)...Played for Team Puerto Rico in the 2017 World Baseball Classic...Played for Mayaguez in the Puerto Rican Winter League from 2009-15 and in 2021-22...Was ranked by *Baseball America* as a top CLE prospect entering 2015 (No. 15)...Named a 2010 Midwest League and 2014 International League mid-season All-Star...**2023:** Appeared in 5 games for SF, before being placed on the 60-Day IL on 4/8 with a right rotator cuff strain that required season-ending surgery...**PERSONAL:** Played for Florida Gateway College in Lake City...Graduated from Eugenio Maria De Hostos High School (PR)...He and his wife, Dianis, have 3 sons: Liam, Sebastian, and Roberto Andrés.

YEAR	CLUB	AVG	G	AB	R	H	2B	3B	HR	RBI	SH	HBP	BB	SO	SB	CS	OBP	SLG	OPS
2009	AZL Cleveland (R)	.351	34	131	24	46	12	0	3	31	1	5	16	28	4	1	.438	.511	.949
	Mahoning Valley (A-)	.214	4	14	3	3	1	0	0	1	0	0	1	4	0	0	.267	.286	.553
	Lake County (A)	.240	17	50	10	12	1	0	0	5	0	4	8	19	0	1	.381	.260	.641
2010	Lake County (A)	.217	118	378	54	82	22	3	6	38	2	5	80	88	1	2	.360	.339	.699
2011	Kingston (A+)	.225	94	284	30	64	16	1	2	30	3	1	62	79	1	0	.365	.310	.675
2012	Akron (AA)	.212	95	283	31	60	16	2	1	31	7	6	49	67	0	1	.336	.293	.629
2013	Akron (AA)	.247	32	93	10	23	6	0	2	10	0	3	32	25	1	1	.453	.376	.829
	Columbus (AAA)	.176	67	187	16	33	12	0	0	24	6	3	22	59	0	1	.269	.241	.510
2014	Columbus (AAA)	.305	53	174	29	53	11	1	8	43	4	1	29	51	1	0	.405	.517	.922
	CLEVELAND	.271	29	85	10	23	5	0	1	4	5	0	5	26	0	0	.311	.365	.676
2015	CLEVELAND	.228	70	184	30	42	9	1	7	21	5	2	33	64	0	0	.348	.402	.750
2016	AZL Cleveland (R)	.333	6	9	4	3	0	0	0	3	0	0	5	1	0	0	.571	.333	.904
	Lake County (A+)	.000	1	2	0	0	0	0	0	0	0	0	1	0	0	0	.333	.000	.333
	Columbus (AAA)	.400	2	5	1	2	1	0	0	0	0	0	2	1	0	0	.571	.600	1.171
	CLEVELAND	.183	61	153	14	28	6	1	3	17	5	0	23	44	0	0	.285	.294	.579
2017	CLEVELAND	.207	73	217	22	45	12	0	8	38	4	0	26	71	0	1	.291	.373	.664
2018	CLEVELAND	.168	62	179	16	30	9	1	2	19	7	1	21	70	1	0	.256	.263	.519
2019	CLEVELAND	.239	119	389	46	93	9	1	24	63	7	4	45	127	0	0	.321	.452	.773
2020	CLEVELAND	.165	32	97	6	16	2	0	1	5	0	2	11	38	0	0	.264	.216	.480
2021	Akron (AA)	.357	6	14	1	5	2	0	0	3	0	0	1	3	0	0	.400	.500	.900
	Columbus (AAA)	.125	9	24	3	3	0	0	0	3	0	0	6	7	0	0	.290	.125	.415
	CLEVELAND	.149	44	141	13	21	3	0	7	17	2	1	17	56	1	0	.245	.319	.564
2022	PITTSBURGH	.233	21	60	8	14	2	0	2	8	0	0	9	25	0	0	.333	.367	.700
2023	SAN FRANCISCO	.133	5	15	0	2	0	0	0	1	0	0	2	6	0	0	.235	.133	.368
Major League Totals		.207	516	1520	165	314	57	4	55	193	35	10	192	527	2	1	.298	.358	.656
Minor League Totals		.236	538	1648	216	389	100	7	22	222	23	28	314	432	8	7	.365	.345	.710

PIERRE, Angel David

INF

HT: 6-0; **BATS:** Right; **THROWS:** Right; **BORN:** 9/19/2003 in San Pedro De Macoris, DR; **SIGNED BY:** Francis Feliciano; **ACQUIRED:** From the Kansas City Royals as the player to be named later with INF Adalberto Mondesi in exchange for LHP Josh Taylor, 3/19/2023.

CAREER: Signed as a minor league free agent by the Royals on 6/2/22...Has started 35 games at 3B, 15 at 2B, and 5 as the DH.

YEAR	CLUB	AVG	G	AB	R	H	2B	3B	HR	RBI	SH	HBP	BB	SO	SB	CS	OBP	SLG	OPS
2022	DSL KC Stewart	.300	33	100	23	30	11	4	2	19	0	2	21	31	9	5	.424	.550	.974
2023	FCL Red Sox (R)	.239	35	92	16	22	6	2	0	9	0	8	21	38	8	5	.415	.348	.763
Minor League Totals		.271	68	192	39	52	17	6	2	28	0	10	42	69	17	10	.419	.453	.872

Minor League Players, Continued

POLANCO, Eybersson Jesus

RHP

HT: 6-0; **BATS:** Right; **THROWS:** Right; **BORN:** 9/3/2003 in Laguinillas, Zulia, VZ; **SIGNED BY:** Carlos Ocampo, Rolando Pino; **ACQUIRED:** Signed as an international free agent, 7/7/2021.

CAREER: Named a 2022 DSL Mid-Season All-Star...**2023:** Allowed 10 ER over 3.1 IP on 7/3 vs. the FCL Pirates, but posted a 2.51 ERA (8 ER/28.2 IP) in his other 7 outings.

YEAR	CLUB	W-L	ERA	G	GS	SV	IP	H	R	ER	HR	HB	BB	SO	SO/9	WHIP	AVG
2022	DSL Red Sox (R)	2-1	1.78	12	12	0	50.2	31	10	10	0	2	17	50	8.88	0.95	.179
2023	FCL Red Sox (R)	0-2	5.06	8	7	0	32.0	36	22	18	3	3	15	22	6.19	1.59	.288
Minor League Totals		2-3	3.05	20	19	0	82.2	67	32	28	3	5	32	72	7.84	1.20	.225

POLITI, Andrew Joseph - Non-Roster Invitee

RHP

HT: 6-0; **BATS:** Right; **THROWS:** Right; **BORN:** ; 6/4/1996 in Long Valley, NJ **SIGNED BY:** Ray Fagnant; **ACQUIRED:** Red Sox 15th pick (15th round, 460th overall) in the 2018 First-Year Player Draft.

CAREER: Attended ML Spring Training camp with BOS in 2021 as an NRI, his 1st big league camp...Following the 2021 season, made 11 relief appearances for Scottsdale in the Arizona Fall League...On 8/4/22, was a part of Triple-A Worcester's 1st no-hitter (2.1 IP) and the 1st by a Red Sox Triple-A affiliate since Bronson Arroyo's perfect game for Pawtucket on 8/10/03...Was ranked by *Baseball America* as one of the Sox' top prospects in 2020 (No. 23) and 2021 (No. 30)...**2023:** Was selected by the Orioles in the 2022 Rule 5 Draft and attended 2023 ML Spring Training with BAL... Was returned to BOS on 3/28...Served as WOR's closer and led the International League in saves (15-for-19, 78.9%)...

PERSONAL: Pitched at Seton Hall University (2015-18)...Earned the school's Academic Merit Award for graduating with a 3.2 or better cumulative GPA...Selected to the 2018 Big East Championship All-Tournament Team after allowing 1 run over 9.0 IP with a tournament-high 15 SO...Graduated from West Morris Central High School (NJ)...Spent 2 summers in the New England Collegiate Baseball League: 2016 with Winnepesaukee and 2017 with Ocean State.

YEAR	CLUB	W-L	ERA	G	GS	SV	IP	H	R	ER	HR	HB	BB	SO	SO/9	WHIP	AVG
2018	Lowell (A)	1-1	4.34	21	0	7	29.0	30	15	14	2	2	10	43	13.34	1.38	.270
2019	Salem (A)	5-2	3.55	33	5	1	78.2	56	37	31	4	2	37	96	10.98	1.18	.196
2020		Did not play															
2021	Portland (AA)	6-9	6.36	21	15	0	75.0	77	59	53	11	4	38	89	10.68	1.53	.258
2022	Portland (AA)	0-1	2.03	12	0	4	13.1	7	4	3	2	2	3	20	13.50	0.75	.152
	Worcester (AAA)	4-0	2.41	38	2	4	56.0	38	16	15	4	5	19	63	10.13	1.02	.194
2023	Worcester (AAA)	7-5	4.45	54	0	15	58.2	57	35	29	6	4	28	60	9.20	1.45	.250
Minor League Totals		23-18	4.20	179	22	31	310.2	265	166	145	29	19	135	371	10.75	1.29	.227

RAMSEY, Garrett Michael

RHP

HT: 6-3; **BATS:** Right; **THROWS:** Right; **BORN:** 10/29/1999 in Jackson, MS; **SIGNED BY:** Danny Watkins; **ACQUIRED:** Red Sox 17th pick (16th round, 489th overall) in the 2022 First-Year Player Draft.

2023: Allowed 1 or 0 runs in 17 of his 22 games...**PERSONAL:** Pitched at the University of Southern Mississippi (2021-22) and Hinds Community College (2019-20)...In 2 seasons for Southern Miss, was 5-2 with a 3.20 ERA (16 ER/45.0 IP) in 38 relief appearances...Graduated from Northwest Rankin High School (MS).

YEAR	CLUB	W-L	ERA	G	GS	SV	IP	H	R	ER	HR	HB	BB	SO	SO/9	WHIP	AVG
2021	FCL Red Sox (R)	1-3	5.32	17	0	0	23.2	26	20	14	3	4	15	29	11.03	1.73	.289
2023	Salem (A)	0-0	3.00	5	0	0	9.0	8	8	3	0	1	5	8	8.00	1.44	.222
Minor League Totals		1-3	4.68	22	0	0	32.2	34	28	17	3	5	20	37	10.19	1.65	.270

RAVELO, Luis Manuel

INF

HT: 6-1; **BATS:** Switch; **THROWS:** Right; **BORN:** 11/5/2003 in Santo Domingo, DR; **SIGNED BY:** Manny Nanita and Eddie Romero; **ACQUIRED:** Signed as an international free agent, 1/15/2021.

CAREER: Entered 2023 ranked as a top Red Sox prospect by *Baseball America* (No. 30) and MLB.com (No. 28)...Has made 139 starts at SS, 43 at 2B, 5 at 3B, and 5 as DH...**2023:** Led Single-A Salem in RBI (47), hits (83), and BB (51), while ranking among the top 3 in total bases (2nd, 116), HR (2nd, 6), and doubles (3rd, 15)...Collected a season-high 5 RBI on 5/2 vs. Fayetteville.

YEAR	CLUB	AVG	G	AB	R	H	2B	3B	HR	RBI	SH	HBP	BB	SO	SB	CS	SLG	OPS	
2021	DSL Red Sox Red (R)	.243	43	144	20	35	4	2	1	13	0	2	19	22	0	1	.333	.319	.652
2022	FCL Red Sox (R)	.187	31	107	19	20	1	2	0	6	1	0	17	31	6	3	.298	.234	.532
	Salem (A)	.240	7	25	4	6	1	0	1	6	0	1	2	8	0	0	.321	.400	.721
2023	Salem (A)	.217	108	383	48	83	15	0	6	47	0	4	51	126	6	6	.311	.303	.614
Minor League Totals		.219	189	659	91	144	21	4	8	72	1	7	89	187	12	10	.314	.299	.613

Minor League
Players

Minor League Players, Continued

REGUILLO, Denis

RHP

HT: 5-11 **BATS:** Right; **THROWS:** Right; **BORN:** 9/9/2003 in San Pedro De Macoris, DR; **SIGNED BY:** Juan Carlos Calderon, Todd Claus; **ACQUIRED:** Signed as an international free agent, 1/15/2022.

2023: Spent the entire season with the Rookie-level FCL Red Sox...Recorded a season-high 7 SO over 4.0 IP on 8/19 vs. the FCL Twins-G1.

YEAR	CLUB	W-L	ERA	G	GS	SV	IP	H	R	ER	HR	HB	BB	SO	SO/9	WHIP	AVG
2022	DSL Red Sox (R)	0-3	5.57	11	11	0	32.1	35	26	20	0	5	16	26	7.24	1.58	.269
2023	FCL Red Sox (R)	1-2	5.11	10	2	0	24.2	27	16	14	3	2	10	28	10.22	1.50	.284
Minor League Totals		1-5	5.37	21	13	0	57.0	62	42	34	3	7	26	54	8.53	1.54	.276

RIEMER, Justin Daniel

SS

HT: 6-0; **BATS:** Right; **THROWS:** Right; **BORN:** 2/6/2002 in Arlington, VA; **SIGNED BY:** Matt Davis; **ACQUIRED:** Red Sox 6th pick (4th round comp., 133rd overall) in the 2023 First-Year Player Draft.

PERSONAL: Attended Wright State University (2021-23)...Started in 12 games in 2023, hitting .323 (10-for-31) with 4 XBH before suffering a season-ending knee injury...Graduated from St. John's College High School (VA).

YEAR	CLUB	AVG	G	AB	R	H	2B	3B	HR	RBI	SH	HBP	BB	SO	SB	CS	OBP	SLG	OPS	
2023																				Did not play

RODRIGUEZ-CRUZ, Elmer

RHP

HT: 6-3; **BATS:** Left; **THROWS:** Right; **BORN:** 8/18/2003 in Trujillo Alto, PR; **SIGNED BY:** Edgar Perez; **ACQUIRED:** Red Sox 4th pick (4th round, 105th overall) in the 2021 First-Year Player Draft.

CAREER: Enters 2024 ranked by *Baseball America* as the Red Sox' No. 30 prospect...Has allowed 3 ER or fewer in each of his 27 career outings and 1 or 0 ER in 19 of them...**2023:** Posted a 2.60 ERA (16 ER/55.1 IP) with 51 SO in 14 starts for Single-A Salem...Tossed a career-high 6.0 innings twice and recorded a career-high 10 SO on 5/23 vs. Fredericksburg...Tossed at least 5.0 innings in 8 starts...**PERSONAL:** Attended Leadership Christian Academy in Guaynabo, Puerto Rico.

YEAR	CLUB	W-L	ERA	G	GS	SV	IP	H	R	ER	HR	HB	BB	SO	SO/9	WHIP	AVG
2022	FCL Red Sox (R)	0-3	1.95	11	8	0	32.1	28	14	7	0	1	12	36	10.02	1.24	.226
	Salem (A)	0-0	1.50	2	2	0	6.0	3	1	1	0	0	3	6	9.00	1.00	.143
2023	Salem (A)	6-3	2.60	14	14	0	55.1	43	25	16	4	2	27	51	8.30	1.27	.219
Minor League Totals		6-6	2.31	27	24	0	93.2	74	40	24	4	3	42	93	8.94	1.24	.217

RODRIGUEZ, Joely - Non-Roster Invitee

LHP

HT: 6-1; **BATS:** Left; **THROWS:** Left; **BORN:** 11/14/1991 in Santo Domingo, DR; **SIGNED BY:** René Gayo and Ellis Peña; **ACQUIRED:** Signed as a minor league free agent, 3/31/2009.

CAREER: Enters his 16th professional season, his 2nd with BOS...Has made 168 appearances for PHI (2016-17), TEX (2020-21), NYY (2021), NYM (2022), and BOS (2023)...Each of his 168 outings has been in relief, after 105 of his 238 in the minors were starts...Has also spent time in the PIT (2009-14) and BAL (2018) systems...Originally signed by PIT as an international free agent in March 2009...Ranked by *Baseball America* as one of his organization's top prospects in 2014 (No. 30, PIT), 2015 (No. 24, PHI), and 2017 (No. 23, PHI)...Pitched for Gigantes Del Cibao in the Dominican Winter League each season from 2013-17...Pitched for Scottsdale in the Arizona Fall League in 2014...Named to the All-Prospect Team after going 3-0 with a 2.38 ERA (6 ER/22.2 IP) in 7 starts...Named AFL Pitcher of the Week for 10/22-28/14...Pitched for Chunichi in Japan's Nippon Professional Baseball (2018-19); in 90 relief appearances, posted a 1.85 ERA with 10.57 SO/9.0 IP...Led NPB with a 1.64 ERA in 2019 (min. 60.0 IP) and ranked among leaders in SO/9.0 IP (3rd, 11.49), SO/BB (3rd, 5.50), and opponent AVG (4th, .194)...While pitching for Chunichi, played with former Red Sox RHP Daisuke Matsuzaka...**2023:** In his 1st season with the Red Sox organization, missed 134 games over 3 stints on the IL: 41 games from 3/27-5/15 (right oblique strain), 34 games from 6/1-7/8 (left shoulder inflammation), and 59 games from 7/29 through the end of season (right hip inflammation)...**PERSONAL:** Married to Yenelyn Estrella...The couple has a daughter, Annalisses...Graduated from Colegio Maternal Lyly High School in Santo Domingo, DR.

Minor League Players, Continued

YEAR	CLUB	W-L	ERA	G	GS	SV	IP	H	R	ER	HR	HB	BB	SO	SO/9	WHIP	AVG
2009	DSL Pirates (R)	2-5	4.60	12	12	0	47.0	53	29	24	1	1	24	24	4.60	1.64	.291
2010	GCL Pirates (R)	2-2	3.99	12	9	1	47.1	44	25	21	10	0	7	26	4.94	1.08	.240
	State College (A-)	0-0	6.75	2	0	0	4.0	6	4	3	0	0	2	2	4.50	2.00	.333
2011	State College (A-)	0-1	5.40	2	1	0	5.0	12	5	3	0	0	1	3	5.40	2.60	.444
2012	State College (A-)	3-4	4.50	14	14	0	64.0	74	37	32	2	1	15	32	4.50	1.39	.298
2013	West Virginia (A)	5-5	2.72	14	14	0	72.2	79	36	22	4	4	20	57	7.06	1.36	.280
	Bradenton (A+)	4-3	2.67	12	12	0	67.1	63	24	20	4	0	19	44	5.88	1.22	.251
2014	Altoona (AA)	6-11	4.84	30	21	1	134.0	151	80	72	10	1	43	73	4.90	1.45	.289
2015	Reading (AA)	5-4	5.90	19	8	0	61.0	73	41	40	8	0	20	41	6.05	1.52	.302
	Lehigh Valley (AAA)	2-6	6.32	13	13	0	68.1	89	48	48	3	1	37	33	4.35	1.84	.321
2016	Clearwater (A+)	0-0	0.00	7	0	3	8.1	3	0	0	0	0	1	10	10.80	0.48	.107
	Reading (AA)	7-0	2.57	33	0	2	49.0	46	18	14	3	0	16	41	7.53	1.27	.260
	Lehigh Valley (AAA)	0-0	2.79	13	0	0	19.1	16	6	6	0	0	6	18	8.38	1.14	.232
	PHILADELPHIA	0-0	2.79	12	0	0	9.2	8	3	3	0	1	4	7	6.52	1.24	.235
2017	Roundrock (AAA)	2-0	6.33	22	0	0	27.0	31	20	19	6	2	18	21	7.00	1.81	.292
	PHILADELPHIA	1-2	6.33	26	0	0	27.0	37	26	19	4	4	15	18	6.00	1.93	.325
2018	Norfolk (AAA)	5-3	4.56	33	1	2	49.1	49	28	25	1	3	18	52	9.49	1.36	.250
	Chunichi (NPB)	0-3	2.16	31	0	1	33.1	25	10	8	1	1	14	31	8.37	1.17	
2019	Chunichi (NPB)	3-4	1.64	64	0	1	60.1	42	13	11	3	3	14	77	11.49	0.93	
2020	TEXAS	0-0	2.13	12	0	0	12.2	8	3	3	0	0	5	17	12.08	1.03	.174
2021	TEXAS	1-3	5.93	31	0	1	27.1	32	19	18	3	0	12	30	9.88	1.61	.288
	NEW YORK-AL	1-0	2.84	21	0	0	19.0	21	8	6	1	0	6	17	8.05	1.42	.304
2022	NEW YORK-NL	2-4	4.47	55	0	0	50.1	42	28	25	3	1	26	57	10.19	1.35	.226
2023	Portland (AA)	0-0	1.69	5	0	0	5.1	3	1	1	1	0	2	6	10.13	0.94	.167
	Worcester (AAA)	1-0	4.50	7	0	0	6.0	11	3	3	0	0	1	9	13.50	2.00	.407
	BOSTON	0-0	6.55	11	0	0	11.0	13	9	8	2	0	6	14	11.45	1.73	.289
Major League Totals		5-9	4.70	168	0	1	157.0	161	96	82	13	6	74	160	9.17	1.50	.266
Minor League Totals		44-44	4.32	250	105	9	735.0	803	405	353	53	13	250	492	6.02	1.43	.281
Japan Totals		3-7	1.85	90	0	2	87.2	64	22	18	4	4	28	103	10.57	1.05	

RODRIGUEZ, Jorge

LHP

HT: 5-11; **BATS:** Left; **THROWS:** Left; **BORN:** 8/25/2000 in Juarez, Chihuahua, MX; **SIGNED BY:** Sotero Torres and James Kang; **ACQUIRED:** Signed as an international free agent, 11/19/2017.

CAREER: Named a *Baseball America* Rookie All-Star and a Gulf Coast League post-season All-Star in 2019...Has allowed 8 HR in 186.1 IP (0.39 HR/9.0 IP)...Tossed a 9.0-inning complete game in a 3-2 win vs. the DSL Dodgers on 7/23/18...Made 11 relief appearances for Naranjeros de Hermosillo in the Mexican Pacific League in 2021...**2023:** Did not pitch due to injury.

YEAR	CLUB	W-L	ERA	G	GS	SV	IP	H	R	ER	HR	HB	BB	SO	SO/9	WHIP	AVG
2018	DSL Red Sox (R)	3-1	3.41	13	13	0	63.1	66	28	24	1	5	14	56	7.96	1.26	.273
2019	FCL Red Sox (R)	6-2	1.91	11	6	0	47.0	35	13	10	2	1	9	58	11.11	0.94	.202
	Lowell (A)	1-0	3.86	1	0	0	4.2	4	2	2	0	1	0	4	7.71	0.86	.211
2020																	
							Did not play										
2021	Salem (A)	5-6	5.56	18	8	0	68.0	95	49	42	5	1	19	54	7.15	1.68	.326
2022	Greenville (A+)	0-0	5.40	1	0	0	3.1	2	2	2	0	1	2	3	8.10	1.20	.182
2023																	
							Did not play										
Minor League Totals		15-9	3.86	44	27	0	186.1	202	94	80	8	9	44	175	8.45	1.32	.274

RODRIGUEZ, Yonfi Antonio

RHP

HT: 5-10; **BATS:** Right; **THROWS:** Right; **BORN:** 7/30/2002 in Santo Domingo, DR; **SIGNED BY:** Jonathan Cruz, Todd Claus; **ACQUIRED:** Signed as an international free agent, 7/26/2021.

CAREER: Is 6-0 in his professional career.

YEAR	CLUB	W-L	ERA	G	GS	SV	IP	H	R	ER	HR	HB	BB	SO	SO/9	WHIP	AVG
2021	DSL Red Sox (R)	1-0	5.68	6	0	0	6.1	7	5	4	0	1	9	2	2.84	2.53	.318
2022	DSL Red Sox (R)	4-0	3.07	16	0	1	44.0	32	19	15	3	1	26	36	7.36	1.32	.205
2023	FCL Red Sox (R)	1-0	3.54	16	0	0	20.1	18	12	8	0	2	19	18	7.97	1.82	.237
Minor League Totals		6-0	3.44	38	0	1	70.2	57	36	27	3	4	54	56	7.13	1.57	.224

Minor League Players, Continued

ROGERS, Dalton Thomas

LHP

HT: 5-11; **BATS:** Right; **THROWS:** Left; **BORN:** 1/18/2001 in Brandon, MS; **SIGNED BY:** Danny Watkins; **ACQUIRED:** Red Sox 4th pick (3rd round, 99th overall) in the 2022 First-Year Player Draft.

CAREER: Entered 2023 ranked as a top Red Sox prospect by *Baseball America* (No. 29) and MLB.com (No. 25)...**2023:** Named a 2023 Red Sox MiLB.com All-Star...Posted a 4.84 ERA (52 ER/96.2 IP) with 140 SO in 23 starts between Single-A Salem and High-A Greenville...Named South Atlantic League Player of the Week on 6/18... Ranked 5th in the Red Sox organization in strikeouts...Tossed a career-high 6.0 hitless innings with 11 SO on 6/14 vs. Greensboro...**PERSONAL:** Pitched for Southern Mississippi University (2022), Jones College (2021), and Southeastern Louisiana University (2020)...With Southern Mississippi, posted a 1.95 ERA, 1.05 WHIP, 13.86 SO/9.0 IP, and .128 opponent AVG in 23 relief appearances (37.0 IP, 16 H, 8 ER, 23 BB, 57 SO, 16-for-125)...Graduated from Northwest Rankin High School (MS).

YEAR	CLUB	W-L	ERA	G	GS	SV	IP	H	R	ER	HR	HB	BB	SO	SO/9	WHIP	AVG
2022	FCL Red Sox (R)	0-0	9.00	2	0	0	2.0	2	2	0	0	0	2	3	13.50	2.00	.286
2023	Salem (A)	0-1	2.49	6	6	0	21.2	11	7	6	0	0	13	38	15.78	1.11	.139
	Greenville (A+)	2-6	5.52	17	17	0	75.0	66	49	46	7	2	48	102	12.24	1.52	.238
Minor League Totals		2-7	4.93	25	23	0	98.2	79	58	54	7	2	63	143	13.04	1.44	.218

ROMERO, Michael Lorenzo (Mikey)

INF

HT: 6-1; **BATS:** Left; **THROWS:** Right; **BORN:** 1/12/2004 in San Diego, CA; **SIGNED BY:** JJ Altobelli; **ACQUIRED:** Red Sox 1st pick (1st round, 24th overall) in the 2022 First-Year Player Draft.

CAREER: Enters 2024 ranked by *Baseball America* as the Red Sox' No. 16 prospect...Hit his 1st professional HR on 8/19/22 vs. the FCL Twins, a 3-run HR in the 9th inning...**2023:** Batted .214 (27-for-126) with 7 XBH and 13 RBI in 34 games between the Rookie-level FCL Red Sox, Single-A Salem, and High-A Greenville before missing the rest of the season with a low back injury...Made 18 starts at SS, 11 at 2B, and 5 at DH...**PERSONAL:** Graduated from Orange Lutheran High School (CA), where he hit .368 (60-for-163) with 21 XBH, 41 RBI, and 40 runs scored during his junior and senior seasons, striking out just 19 times in 50 games over that time...Became the 3rd player from Orange Lutheran to be selected in the 1st round of the First-Year Player Draft, joining Gerrit Cole (2008 by NYY, did not sign) and Cole Winn (2018 by TEX)...Prior to his selection in 2022, had committed to play baseball for Louisiana State University...Played in the 2021 Perfect Game All-American Classic at Petco Park in San Diego... Played for Team USA in 2016 (12U) and 2019 (15U)...Sisters, Sierra and Sydney, played softball at the University of Michigan and the University of Oklahoma, respectively...Both were named First-Team All-Americans by the National Fastpitch Coaches Association and selected in the top 3 picks of the National Pro Fastpitch Draft, playing together professionally for the USSSA Florida Pride.

YEAR	CLUB	AVG	G	AB	R	H	2B	3B	HR	RBI	SH	HBP	BB	SO	SB	CS	OBP	SLG	OPS
2022	FCL Red Sox (R)	.250	10	36	5	9	3	0	1	6	0	0	7	4	1	0	.372	.417	.789
	Salem (A)	.349	9	43	6	15	4	3	0	11	0	0	1	11	1	0	.364	.581	.945
2023	FCL Red Sox (R)	.250	8	24	4	6	1	0	0	4	0	0	5	4	0	0	.379	.292	.671
	Salem (A)	.217	23	92	11	20	4	2	0	9	0	1	9	17	2	3	.288	.304	.592
	Greenville (A+)	.100	3	10	0	1	0	0	0	0	0	0	4	0	0	.100	.100	.200	
Minor League Totals		.249	53	205	26	51	12	5	1	30	0	1	22	40	4	3	.322	.371	.693

ROSARIO, Ronald Daniel

C

HT: 6-0; **BATS:** Right; **THROWS:** Right; **BORN:** 1/1/2003 in Palo Negro, Aragua, VZ; **SIGNED BY:** Alex Requena and Eddie Romero; **ACQUIRED:** Signed as an international free agent, 7/2/2019.

CAREER: Has thrown out 33 of 132 (25.0%) runners attempting to steal.

YEAR	CLUB	AVG	G	AB	R	H	2B	3B	HR	RBI	SH	HBP	BB	SO	SB	CS	OBP	SLG	OPS
2021	DSL Red Sox (R)	.500	6	16	4	8	1	0	1	5	0	0	4	1	0	0	.600	.750	1.350
2022	FCL Red Sox (R)	.244	20	41	5	10	2	0	0	5	0	3	7	11	0	0	.392	.293	.685
2023	Salem (A)	.250	17	56	10	14	5	1	1	11	0	2	12	22	0	0	.389	.429	.818
	Greenville (A+)	.260	62	215	35	56	12	2	3	33	0	2	27	74	1	0	.344	.377	.721
Minor League Totals		.268	105	328	54	88	20	3	5	54	0	7	50	108	1	0	.372	.393	.765

ROSE, Caden Allen

OF

HT: 5-11; **BATS:** Right; **THROWS:** Right; **BORN:** 10/7/2001 in Muscle Shoals, AL; **SIGNED BY:** Danny Watkins; **ACQUIRED:** Red Sox 9th pick (7th round, 208th overall) in the 2023 First-Year Player Draft.

PERSONAL: Attended the University of Alabama (2021-23)...Selected to the 2023 NCAA Tuscaloosa Regional All-Tournament Team...Graduated from Bob Jones High School (AL).

YEAR	CLUB	AVG	G	AB	R	H	2B	3B	HR	RBI	SH	HBP	BB	SO	SB	CS	OBP	SLG	OPS
2023																			

Did not play

Minor League Players, Continued

ROSIER, Corey - Non-Roster Invitee

OF

HT: 5-11; **BATS:** Left; **THROWS:** Right; **BORN:** 9/7/1999 in La Plata, MD; **ACQUIRED:** From the San Diego Padres with 1B Eric Hosmer, INF Max Ferguson and cash in exchange for LHP Jay Groome, 8/2/2022.

CAREER: Has made 115 starts in LF, 79 in RF, and 48 in CF in the SEA, SD, and BOS organizations...Selected by SEA in the 12th round of the 2021 First-Year Player Draft...**2023:** Led the Eastern League and finished 2nd among Sox minor leaguers with 49 stolen bases...Named Red Sox Minor League Baserunner of the Month for May and July...Following the season, played for Glendale in the Arizona Fall League...**PERSONAL:** Graduated from Riverside Baptist School (MD)...Played for the University of North Carolina at Greensboro (2021).

YEAR	CLUB	AVG	G	AB	R	H	2B	3B	HR	RBI	SH	HBP	BB	SO	SB	CS	OBP	SLG	OPS
2021	ACL Mariners (R)	.000	1	3	0	0	0	0	0	0	0	0	0	2	0	0	.000	.000	.000
	Modesto (A)	.390	31	118	31	46	8	3	3	23	0	1	18	20	13	3	.461	.585	1.046
2022	Fort Wayne (A+)	.263	85	308	69	81	7	8	6	37	3	6	54	68	33	4	.381	.396	.777
	Greenville (A+)	.163	23	80	8	13	6	0	1	4	0	1	11	31	7	1	.272	.275	.547
2023	Portland (AA)	.285	104	358	64	102	22	6	7	39	2	4	33	86	49	7	.349	.439	.788
	Worcester (AAA)	.282	12	39	6	11	3	0	0	2	0	1	4	10	0	1	.364	.359	.723
Minor League Totals		.279	256	906	178	253	46	17	17	105	5	13	120	217	102	16	.368	.424	.792

SANDLIN, David Eleck

RHP

HT: 6-4; **BATS:** Right; **THROWS:** Right; **BORN:** 2/21/2001 in St. Peters, MO; **SIGNED BY:** Bobby Shore; **ACQUIRED:** From the Kansas City Royals in exchange for RHP John Schreiber, 2/17/2024.

CAREER: Selected by KC in the 11th round of the 2022 First-Year Player Draft...At the time of being traded to BOS, was ranked by *Baseball America* as the Royals' No. 20 prospect...Has allowed 3 ER or fewer in each of his 15 career outings, all starts...**2023:** Went 4-2 with a 3.51 ERA (26 ER/66.2 IP) between Single-A Columbia (12 GS) and High-A Quad Cities (2 GS)...Named Carolina League Pitcher of the Week for 6/5-11 after throwing 7.0 scoreless innings on 6/9 vs. Salem...

PERSONAL: Pitched at Eastern Oklahoma State College (2020-21) and the University of Oklahoma (2022)...Named to the 2022 NCAA Gainesville Regional All-Tournament Team, helping lead the Sooners to the College World Series finals by striking out 12 batters in 7.0 IP in a semifinal win over Texas A&M...Graduated from Owasso High School (OK).

YEAR	CLUB	W-L	ERA	G	GS	SV	IP	H	R	ER	HR	HB	BB	SO	SO/9	WHIP	AVG
2022	ACL Royals (R)	0-0	0.00	1	1	0	2.0	1	0	0	0	0	0	3	13.50	0.50	.143
2023	Columbia (A)	4-1	3.38	12	12	0	58.2	57	23	22	8	0	13	79	12.12	1.19	.259
	Quad Cities (A+)	0-1	4.50	2	2	0	8.0	6	4	4	1	1	5	8	9.00	1.38	.207
Minor League Totals		4-2	3.41	15	15	0	68.2	64	27	26	9	1	18	90	11.80	1.19	.250

SCOTT, Stephen Garrett - Non-Roster Invitee

C

HT: 5-11; **BATS:** Left; **THROWS:** Right; **BORN:** 5/23/1997 in Cary, NC; **SIGNED BY:** Danny Watkins; **ACQUIRED:** Red Sox 10th pick (10th round, 317th overall) in the 2019 First-Year Player Draft.

CAREER: Transitioned to a full-time catcher in 2022...Has made 144 starts at C, 74 as the DH, 67 at 1B, 19 in LF, and 17 in RF...Has thrown out 40 of 160 runners attempting to steal (20.0%)...Was named a 2022 Arizona Fall League Rising Star and participated in the league's Fall Stars Game and Home Run Derby...**2023:** Ranked T-5th among Red Sox minor leaguers in HR (19)...Recorded 3 multi-HR games...**PERSONAL:** Played for Vanderbilt University, where he helped the Commodores win the 2019 College World Series...Graduated in 2015 from Cardinal Gibbons High School (NC), where he played baseball and was captain of the football team.

YEAR	CLUB	AVG	G	AB	R	H	2B	3B	HR	RBI	SH	HBP	BB	SO	SB	CS	OBP	SLG	OPS	
2019	Lowell (A-)	.248	39	125	21	31	10	0	3	12	0	1	23	40	3	0	.364	.400	.764	
2020	Did Not Play																			
2021	Salem (A)	.259	61	212	49	55	17	0	8	42	0	4	39	46	2	1	.381	.453	.834	
	Greenville (A+)	.338	39	142	24	48	12	1	8	29	0	0	23	32	1	0	.430	.606	1.036	
2022	Greenville (A+)	.250	60	200	33	50	9	1	4	22	0	4	31	43	9	3	.362	.365	.727	
	Portland (AA)	.259	65	201	26	52	13	1	0	21	1	2	30	45	9	1	.356	.333	.689	
2023	Portland (AA)	.248	37	125	23	31	5	1	6	22	0	0	24	34	4	1	.369	.448	.817	
	Worcester (AAA)	.228	63	215	36	49	11	1	13	44	0	2	35	51	2	1	.339	.470	.809	
Minor League Totals		.249	335	1153	210	287	74	5	48	194	0	10	210	281	21	5	.366	.447	.813	

SCROGGINS, Cody Ray

RHP

HT: 6-0; **BATS:** Right; **THROWS:** Right; **BORN:** 8/17/1996 in Edmond, OK; **SIGNED BY:** Lane Decker; **ACQUIRED:** Red Sox 9th pick (9th round, 287th overall) in the 2019 First-Year Player Draft.

2023: Split the season between Single-A Salem and Double-A Portland...Tossed at least 2.0 innings in 6 of his 11 games, including a season-high 3.0 IP on 9/15 vs. Hartford...**PERSONAL:** Pitched at the University of Arkansas from 2016-18...Required Tommy John surgery in 2017...Graduated from Bentonville (AR) High School.

YEAR	CLUB	W-L	ERA	G	GS	SV	IP	H	R	ER	HR	HB	BB	SO	SO/9	WHIP	AVG	
2019	Lowell (A)	0-0	7.30	9	0	0	12.1	8	11	0	0	0	10	15	10.95	1.46	.186	
2020	Did not play																	
2021	Salem (A)	3-2	1.33	19	0	6	27.0	22	12	4	1	3	12	30	10.00	1.26	.224	
	Greenville (A+)	1-0	5.82	18	0	2	21.2	18	15	14	4	2	17	20	8.31	1.62	.228	
2022	Greenville (A+)	2-0	4.35	35	0	6	41.1	42	21	20	3	5	27	51	11.10	1.67	.263	
	Portland (AA)	0-0	8.38	9	0	1	9.2	11	9	9	2	4	6	13	12.10	1.76	.289	
2023	Salem (A)	1-0	3.48	6	0	0	10.1	8	10	4	2	1	3	7	6.10	1.06	.200	
	Portland (AA)	0-1	4.70	5	0	0	7.2	6	6	4	2	2	2	7	8.22	1.04	.200	
Minor League Totals		7-3	4.50	101	0	15	130.0	115	84	65	15	19	77	143	9.90	1.48	.236	

Minor League
Players

Minor League Players, Continued

SENA, Reidis Alfredo

RHP

HT: 5-10; **BATS:** Right; **THROWS:** Right; **BORN:** 4/7/2001 in Neiba, DR; **SIGNED BY:** Jonathan Cruz and Todd Claus; **ACQUIRED:** Signed as an international free agent, 12/15/2018.

2023: Split the season between Single-A Salem and High-A Greenville...Posted a 1.20 ERA (2 ER/15.0 IP) with 18 SO and 1 SV in 11 games with Salem before being promoted to Greenville on 8/1.

YEAR	CLUB	W-L	ERA	G	GS	SV	IP	H	R	ER	HR	HB	BB	SO	SO/9	WHIP	AVG
2019	DSL Red Sox (R)	1-6	4.05	10	10	0	40.0	35	22	18	2	4	13	32	7.20	1.20	.241
2020								Did not play									
2021	FCL Red Sox (R)	1-0	3.22	9	3	0	22.1	22	8	8	1	1	13	31	12.49	1.57	.268
2022	Salem (A)	0-1	5.91	11	10	0	21.1	27	23	14	3	0	12	21	8.86	1.83	.307
2023	Salem (A)	0-1	1.20	11	0	1	15.0	10	3	2	0	0	8	18	10.80	1.20	.196
	Greenville (A+)	0-1	6.14	10	0	0	14.2	18	11	10	0	0	7	17	10.43	1.70	.305
Minor League Totals		2-9	4.13	51	23	1	113.1	112	67	52	6	5	53	119	9.45	1.46	.264

SHUGART, Chase Colton - Non-Roster Invitee

RHP

HT: 5-10; **BATS:** Left; **THROWS:** Right; **BORN:** 10/24/1996 in Nederland, TX; **SIGNED BY:** Brandon Agamennone; **ACQUIRED:** Red Sox 12th pick (12th round, 370th overall) in the 2018 First-Year Player Draft.

CAREER: Pitched only as a starter in his first 4 professional seasons before transitioning to the bullpen in 2022...On 8/4/22, was a part of Triple-A Worcester's 1st no-hitter (2.0 IP) and the 1st by a Red Sox Triple-A affiliate since Bronson Arroyo's perfect game for Pawtucket on 8/10/03...His 2.81 ERA in 2019 led Single-A Greenville pitchers (min. 75.0 IP)...Was ranked by *Baseball America* as one of the Sox' top prospects in 2019 (No. 24) and 2020 (No. 30)...**2023:** Attended ML Spring Training camp as an NRI, his 1st big league camp...Recorded his 1st career Triple-A save on 4/27 vs. Scranton/Wilkes-Barre (1.0 IP, 1 SO)...**PERSONAL:** Pitched at the University of Texas at Austin (2016-18)...Pitched for Cotuit in the Cape Cod Baseball League in 2017...Graduated in 2015 from Bridge City (TX) High School.

YEAR	CLUB	W-L	ERA	G	GS	SV	IP	H	R	ER	HR	HB	BB	SO	SO/9	WHIP	AVG
2018	FCL Red Sox (R)	0-1	1.80	3	3	0	5.0	4	3	1	0	0	1	6	10.80	1.00	.211
	Lowell (A)	0-0	0.00	1	1	0	3.0	0	0	0	0	0	0	3	9.00	0.00	.000
2019	Greenville (A+)	6-4	2.81	16	16	0	89.2	89	36	28	4	7	23	73	7.33	1.25	.253
2020								Did not play									
2021	Greenville (A+)	6-6	4.78	22	22	0	105.1	122	58	56	12	6	24	93	7.95	1.39	.292
	Portland (AA)	2-2	3.77	25	0	5	31.0	29	17	13	3	2	10	34	9.87	1.26	.244
2022	Worcester (AAA)	3-3	6.82	20	1	0	31.2	39	26	24	5	1	11	29	8.24	1.58	.302
	Worcester (AAA)	4-1	8.22	40	2	4	46.0	62	44	42	11	0	24	39	7.63	1.87	.320
Minor League Totals		21-17	4.74	127	45	9	311.2	345	184	164	35	16	93	277	8.00	1.41	.278

SIERRA, Armando Rafael

OF

HT: 6-2; **BATS:** Right; **THROWS:** Right; **BORN:** 1/17/2004 in Sabana Grande de Palenque DR; **SIGNED BY:** Manny Nanita, Eddie Romero; **ACQUIRED:** Signed as an international free agent, 1/15/2021.

CAREER: Named a DSL Mid-Season All-Star in 2022...Batted .300 (107-for-357) with 25 2B, 7 HR, and 83 RBI in 104 games with Rookie-level DSL between 2021-22...**2023:** Spent the entire season with the Rookie-level FCL Red Sox...Started 28 games at 1B and 2 as the DH...Went 3-for-5 with a HR and a season-high 3 RBI on 7/13 vs. the FCL Braves.

YEAR	CLUB	AVG	G	AB	R	H	2B	3B	HR	RBI	SH	HBP	BB	SO	SB	CS	OBP	SLG	OPS
2021	DSL Red Sox (R)	.284	53	169	24	48	10	0	2	35	0	3	21	41	0	2	.373	.379	.752
2022	DSL Red Sox (R)	.314	51	188	37	59	15	0	5	48	0	3	25	22	3	1	.399	.473	.872
2023	FCL Red Sox (R)	.265	30	98	13	26	7	0	2	12	0	1	14	30	0	1	.363	.398	.761
Minor League Totals		.292	134	455	74	133	32	0	9	95	0	7	60	93	3	4	.382	.422	.804

SIKES, Phillip Kade

OF

HT: 6-2; **BATS:** Right; **THROWS:** Right; **BORN:** 4/27/1999 in Paris, TX; **SIGNED BY:** Reid Reilly; **ACQUIRED:** Red Sox 18th pick (18th round, 526th overall) in the 2021 First-Year Player Draft.

CAREER: Has made 122 starts in CF, 85 in RF, and 18 in LF, recording 12 OF assists...Also made 2 relief appearances for Single-A Salem (1.2 IP, H, 2 SO)...In 2022, named Red Sox Minor League Baserunner of the Month for May and Defensive Player of the Month for July...Led FCL Red Sox players during 2021 (min. 80 PA) in AVG (.392), OBP (.464), SLG (.622), and OPS (1.086)...**2023:** Spent the entire season with Double-A Portland...Ranked 3rd in the Red Sox organization with 39 stolen bases...Named Red Sox Minor League Baserunner of the Month for June...**PERSONAL:** Played 2 seasons for Texas Christian University (2020-21), 1 for Pima Community College (2019), and 1 for the University of New Mexico (2018)...Selected by the Diamondbacks in the 33rd round of the 2019 June Draft but did not sign...Named to the 2021 First Team All-Big 12.

Minor League Players, Continued

YEAR	CLUB	AVG	G	AB	R	H	2B	3B	HR	RBI	SH	HBP	BB	SO	SB	CS	OBP	SLG	OPS
2021	FCL Red Sox (R)	.392	24	74	18	29	8	0	3	18	0	2	8	24	5	1	.464	.622	1.086
2022	Salem (A)	.258	50	159	36	41	18	4	5	28	0	7	28	55	12	1	.390	.516	.906
	Greenville (A+)	.248	44	157	21	39	11	1	6	20	0	1	25	44	8	0	.351	.446	.797
2023	Portland (AA)	.210	111	414	69	87	18	3	9	43	0	10	44	146	39	7	.296	.333	.629
Minor League Totals		.244	229	804	144	196	55	8	23	109	0	20	105	269	64	9	.341	.418	.759

SIMAS, Karson William

INF

HT: 6-0; **BATS:** Right; **THROWS:** Right; **BORN:** 6/2/2001 in Fresno, CA; **SIGNED BY:** Josh Labandeira; **ACQUIRED:** Red Sox 25th pick (25th round, 767th overall) in the 2019 First-Year Player Draft.

CAREER: Has appeared defensively at 2B (75 G), CF (40 G), 3B (28 G), LF (27 G), RF (20 G), and SS (15 G)...Named Red Sox Minor League Baserunner of the Month for July 2021...**PERSONAL:** Graduated from Clovis West High School (CA).

YEAR	CLUB	AVG	G	AB	R	H	2B	3B	HR	RBI	SH	HBP	BB	SO	SB	CS	OBP	SLG	OPS
2019	FCL Red Sox (R)	.211	11	38	2	8	0	0	0	4	0	2	4	8	0	0	.318	.211	.529
2020																			
2021	FCL Red Sox (R)	.310	30	87	17	27	6	2	1	18	1	2	8	22	4	0	.381	.460	.841
2022	Salem (A)	.197	78	279	40	55	10	4	1	24	0	3	25	107	15	1	.269	.272	.541
2023	Salem (A)	.238	34	101	16	24	2	3	0	11	0	4	13	28	8	4	.342	.317	.659
	Greenville (A+)	.190	46	153	20	29	3	0	1	9	0	2	18	54	6	2	.282	.229	.511
Minor League Totals		.217	199	658	95	143	21	9	3	66	1	13	68	219	33	7	.301	.290	.591

SOGARD, Nicholas John (Nick) - Non-Roster Invitee

INF

HT: 6-1; **BATS:** Both; **THROWS:** Right; **BORN:** 9/9/1997 in Los Angeles, CA; **SIGNED BY:** Greg Whitworth; **ACQUIRED:** From the Tampa Bay Rays in a 4-player trade on 2/17/2021

CAREER: Has appeared defensively at 3B (154 G), 2B (112 G), SS (85 G), RF (20 G), LF (11 G), and CF (4 G)...Selected by TB in the 12th round of the 2019 June Draft...Was named Red Sox Minor League Defensive Player of the Month in August 2022...**2023:** Attended ML Spring Training camp as an NRI, his 1st big league camp...Spent the entire season with Triple-A Worcester...Hit the 1st pinch-hit HR in WooSox history on 7/30 vs. Rochester (solo HR, 7th inning)...Hit .319 (29-for-91) with a .957 OPS vs. LHP...**PERSONAL:** Played 3 seasons at Loyola Marymount University...Named West Coast Conference Defensive Player of the Year and led the conference in stolen bases (30) as a junior...Graduated from Jesuit High School (CA)...Notable Jesuit alumni include Brewers first baseman Rhys Hoskins...His cousin, Eric, had an 11-year MLB career with OAK (2010-15), MIL (2017-18, '20), TOR (2019), TB (2019), and CHC (2021)...His uncles, Steve Sax and Dave Sax, played 14 and 5 years in MLB, respectively...Dave played for BOS from 1985-87.

YEAR	CLUB	AVG	G	AB	R	H	2B	3B	HR	RBI	SH	HBP	BB	SO	SB	CS	OBP	SLG	OPS
2019	Hudson Valley (A-)	.290	63	214	36	62	5	0	0	21	0	5	39	43	20	6	.405	.313	.718
2020																			
2021	Greenville (A+)	.279	62	240	44	67	12	1	13	40	0	2	27	48	7	3	.349	.500	.849
	Portland (AA)	.263	18	57	8	15	0	1	0	2	0	1	5	11	1	1	.333	.298	.631
2022	Portland (AA)	.250	60	200	33	50	9	1	4	22	0	4	31	43	9	3	.362	.365	.727
	Worcester (AAA)	.259	65	201	26	52	13	1	0	21	1	2	30	45	9	1	.356	.333	.689
2023	Worcester (AAA)	.266	112	391	74	104	20	4	7	47	1	3	63	79	17	7	.370	.391	.761
Minor League Totals		.269	380	1303	221	350	59	8	24	153	2	17	195	269	63	21	.367	.381	.748

Minor League Players, Continued

SONG, Noah Benjamin

RHP

HT: 6-4; **BATS:** Right; **THROWS:** Right; **BORN:** 5/28/1997 in Pomona, CA; **SIGNED BY:** Reed Gragnani; **ACQUIRED:** Red Sox 4th pick (4th round, 137th overall) in the 2019 First-Year Player Draft.

CAREER: Ranked by *Baseball America* as one of his team's top prospects entering 2020 (No. 10), 2021 (No. 12), 2022 (No. 30), and 2023 (No. 30)...Rated by *BA* as having the best control among pitchers in the Red Sox organization entering 2020...In his pro debut (2019), allowed 0 runs in his first 5 outings (11.0 IP)...Helped Short-A Lowell win the New York-Penn League Stedler Division and made 2 postseason starts...Following the season, pitched for Team USA in the Premier12 Tournament...**2023:** Picked in the Rule 5 Draft by the Philadelphia Phillies...Placed on the Injured List on 3/27 with a low back strain...Transferred to the 60-Day IL on 5/26...Appeared in 8 rehab games between Single-A Clearwater, Double-A Reading, and Triple-A Lehigh Valley...Reinstated from the IL and designated for assignment on 7/29...Returned to the Red Sox on 8/4...**PERSONAL:** Began flight school at Naval Air Station Pensacola in June 2020...Graduated in 2019 from the United States Naval Academy, where he went 32-13 with a 2.37 ERA in 58 career appearances (54 starts)...Graduated as the program's all-time leader in wins, strikeouts (428), and innings pitched (334.1), while his 9 shutouts were tied for the most in school history...Earned the 2019 NAAA Sword for Men, presented to the midshipman of the graduating class declared by the Association's Athletic Committee to have personally excelled in athletics during his years of varsity competition...Posted a 1.92 ERA as a junior and a 1.44 ERA as a senior...In 2019, led Division I with a program-record 15.41 SO/9.0 IP and set the Navy record for strikeouts in a season (161)...Following his senior season, was named the Perfect Game Pitcher of the Year...Was the 1st Navy player selected as a First-Team All-American, honored by *Baseball America* among others... Was a Patriot League Pitcher of the Week 6 times in 2019 and a record 10 times in his career...Named 2016 Patriot League Rookie of the Year, 2019 Pitcher of the Year, and was a 2-time All-League First Team honoree (2018-19)...In 2017 became the first Navy player since Mitch Harris in 2007 to play in the Cape Cod Baseball League (Harwich)... Also played for Orleans in the CCBL in 2018...Graduated from Claremont (CA) High School.

YEAR	CLUB	W-L	ERA	G	GS	SV	IP	H	R	ER	HR	HB	BB	SO	SO/9	WHIP	AVG
2019	Lowell (A)	0-0	1.06	7	7	0	17.0	10	2	2	0	0	5	19	10.06	0.88	.167
2020								Did not play									
2021								Did not play									
2022								Did not play									
2023	Clearwater (A)	0-0	1.93	4	0	0	4.2	4	1	1	0	0	5	7	13.50	1.93	.222
	Reading (AA)	0-0	6.00	2	0	0	3.0	3	2	2	0	1	2	4	12.00	1.67	.250
	Lehigh Valley (AAA)	1-0	16.20	2	0	0	3.1	5	6	6	1	0	4	5	13.50	2.70	.357
	Greenville (A+)	1-2	4.15	7	6	0	21.2	19	11	10	3	3	11	15	6.23	1.38	.232
	Minor League Totals	2-2	3.81	22	13	0	49.2	41	22	21	4	4	27	50	9.06	1.37	.220

SOTO, Elvis Yissander

RHP

HT: 6-0; **BATS:** Right; **THROWS:** Right; **BORN:** 3/2/2004 in Bani, DR; **SIGNED BY:** Matias Laureano, Todd Claus; **ACQUIRED:** Signed as an international free agent, 6/11/2022.

2023: Posted a 4.28 ERA (23 ER/48.1 IP) with 52 SO in 14 games (12 starts) between the Rookie-level FCL Red Sox and Single-A Salem.

YEAR	CLUB	W-L	ERA	G	GS	SV	IP	H	R	ER	HR	HB	BB	SO	SO/9	WHIP	AVG
2022	DSL Red Sox (R)	1-1	3.42	15	0	3	23.2	15	10	9	2	1	9	31	11.79	1.01	.179
2023	FCL Red Sox (R)	1-1	3.70	7	5	0	24.1	18	11	10	0	2	11	21	7.77	1.19	.214
	Salem (A)	0-3	4.88	7	7	0	24.0	24	16	13	3	2	10	25	9.38	1.42	.264
	Minor League Totals	2-5	4.00	29	12	3	72.0	57	37	32	5	5	30	77	9.63	1.21	.220

SPACKE, Dylan James

RHP

HT: 6-1; **BATS:** Switch; **THROWS:** Right; **BORN:** 3/11/1998 in San Diego, CA; **SIGNED BY:** JJ Altobelli; **ACQUIRED:** Red Sox 21st pick (21st round, 647th overall) in the 2019 First-Year Player Draft.

2023: Spent the entire season with Double-A Portland...Tossed at least 2.0 innings in 14 of his 30 games, including a season-high 4.0 innings on 6/21 vs. Reading...**PERSONAL:** Made 51 appearances at Long Beach State University, all in relief (2017-19)...Graduated from Ramona (CA) High School...Was a member of USA Baseball's 14U National Team in 2012.

YEAR	CLUB	W-L	ERA	G	GS	SV	IP	H	R	ER	HR	HB	BB	SO	SO/9	WHIP	AVG
2019	FCL Red Sox (R)	2-1	3.10	12	0	0	20.1	20	10	7	0	1	3	23	10.18	1.13	.256
	Lowell (A)	0-0	3.86	7	0	1	11.2	10	5	5	1	1	3	16	12.34	1.11	.233
2020								Did not play									
2021	Greenville (A+)	4-2	3.07	29	4	0	67.1	63	24	23	7	4	22	83	11.09	1.26	.250
2022	Portland (AA)	2-5	5.65	32	5	0	65.1	66	45	41	8	8	39	60	8.27	1.61	.265
2023	Portland (AA)	1-1	3.46	30	0	0	52.0	45	20	20	4	7	27	37	6.40	1.38	.243
	Minor League Totals	9-9	3.99	110	9	1	216.2	204	104	96	20	21	94	219	9.10	1.38	.253

Player Development

Minor League Players, Continued

STEBENS, Isaac Matthew

RHP

HT: 6-0; **BATS:** Left; **THROWS:** Right; **BORN:** 12/5/2001 in Stillwater, OK; **SIGNED BY:** Chris Reilly; **ACQUIRED:** Red Sox 18th pick (16th round, 478th overall) in the 2023 First-Year Player Draft.

PERSONAL: Attended Cowley College and Oklahoma State University...Posted a 1.09 ERA (7 ER/57.2 IP) with 12 SV and 82 SO in 45 games over 2 years with Cowley College...Transferred to OSU and posted a 2.24 ERA (16 ER/64.1 IP) with 6 SV and 85 SO in 28 games in 2023...Graduated from Stillwater High School (OK).

YEAR	CLUB	W-L	ERA	G	GS	SV	IP	H	R	ER	HR	HB	BB	SO	SO/9	WHIP	AVG
2023																	
								Did not play									

TALAVERA, Luis Guillermo

RHP

HT: 6-3; **BATS:** Right; **THROWS:** Right; **BORN:** 2/6/2002 in Maracay, Aragua, VZ; **SIGNED BY:** Manny Padron and Todd Claus; **ACQUIRED:** Signed as an international free agent, 7/2/2018.

2023: Spent the entire season with Single-A Salem...Tossed at least 2.0 innings in 18 of his 28 appearances, and 3.0+ innings in 5 of them...Tossed a season-high 3.2 innings with 3 SO on 8/25 vs. Fredericksburg.

YEAR	CLUB	W-L	ERA	G	GS	SV	IP	H	R	ER	HR	HB	BB	SO	SO/9	WHIP	AVG
2019	DSL Red Sox (R)	4-2	4.42	14	7	1	57.0	62	34	28	1	7	31	40	6.32	1.63	.288
2020								Did not play									
2021	DSL Red Sox (R)	3-1	1.76	15	1	2	30.2	25	11	6	0	3	10	25	7.34	1.14	.221
2022	FCL Red Sox (R)	5-1	2.21	12	0	1	40.2	36	12	10	2	1	8	23	5.09	1.08	.248
	Salem (A)	0-0	5.06	4	0	0	10.2	10	12	6	1	1	6	2	1.69	1.50	.238
2023	Salem (A)	0-2	4.83	28	0	0	54.0	51	32	29	5	2	34	37	6.17	1.57	.262
	Minor League Totals	12-6	3.68	73	8	4	193.0	184	101	79	9	14	89	127	5.92	1.41	.259

TAYLOR, Nelson Isaac (Nelly)

OF

HT: 6-1; **BATS:** Left; **THROWS:** Left; **BORN:** 1/22/2003 in Clearwater, FL; **SIGNED BY:** Dante Ricciardi; **ACQUIRED:** Red Sox 13th pick (11th round, 328th overall) in the 2023 First-Year Player Draft.

PERSONAL: Attended Polk State College (2022-23)...Batted .353 (65-for-184, 19 2B, 6 3B, 6 HR) in 51 games as a sophomore...Named first-team All-Suncoast Conference and Suncoast Conference Defensive Player of the Year, and received a Rawlings Gold Glove as a CF...Played summer baseball with the Bourne Braves of the Cape Cod League...Graduated from Clearwater High School.

YEAR	CLUB	AVG	G	AB	R	H	2B	3B	HR	RBI	SH	HBP	BB	SO	SB	CS	OBP	SLG	OPS
2023																			
														Did not play					

TEEL, Kyle Henry

C

HT: 6-1; **BATS:** Left; **THROWS:** Right; **BORN:** 2/15/2002 in Ridgewood, NJ; **SIGNED BY:** Wallace Rios; **ACQUIRED:** Red Sox 1st pick (1st round, 14th overall) in the 2023 First-Year Player Draft.

CAREER: Enters 2024 ranked as a top 100 prospect by *Baseball America* (No. 62) and MLB.com (No.40), as well as the Sox' No. 3 prospect by both publications...Ranked by *BA* as the Sox' best defensive catcher entering 2024....**2023:** Split the season between the Rookie-level FCL Red Sox, High-A Greenville, and Double-A Portland...Hit his 1st professional HR in his 2nd game, on 8/5 vs. the FCL Twins...Hit safely in 20 of his 26 games, including 8 multi-hit games...Had a career-high 11-game hitting streak from 8/31-9/14...Threw out 12 of 41 (29.7%) runners attempting to steal across 166.0 innings as the catcher...**PERSONAL:** Attended the University of Virginia (2021-23)...Started 173 games, including the last 123 as the catcher...Finished in the top 10 in school history in HR (7th, 28), runs scored (8th, 170), total bases (9th, 376), doubles (9th, 48), and AVG (10th, .343)...Earned the Buster Posey National Collegiate Catcher of the Year Award...Named Top NCAA Male Baseball Catcher as part of the Johnny Bench Awards...Tabbed a First Team All-American by ABCA, *Baseball America*, Collegiate Baseball, D1Baseball.com, NCBWA, and Perfect Game...Represented Collegiate Team USA in 2021 and 2022...Graduated from Mahwah High School (NJ)...Named 2020 New Jersey Gatorade Player of the Year.

YEAR	CLUB	AVG	G	AB	R	H	2B	3B	HR	RBI	SH	HBP	BB	SO	SB	CS	OBP	SLG	OPS
2023	FCL Red Sox (R)	.429	3	7	2	3	0	0	1	2	0	0	2	0	0	0	.556	.857	1.413
	Greenville (A+)	.377	14	53	10	20	4	0	0	9	0	1	11	11	1	0	.485	.453	.938
	Portland (AA)	.323	9	31	3	10	2	0	1	11	0	0	8	11	2	0	.462	.484	.946
	Minor League Totals	.363	26	91	15	33	6	0	2	22	0	1	21	22	3	0	.482	.495	.977

Minor League Players, Continued

TELLIER, Nathan Patrick (Nate)

RHP

HT: 5-9; **BATS:** Right; **THROWS:** Right; **BORN:** 6/5/1998 in Boston, MA; **SIGNED BY:** Ray Fagnant; **ACQUIRED:** Signed as a minor league free agent, 9/1/2020.

2023: Led High-A Greenville in wins (6) and ranked T-2nd in appearances (31)...Tossed a season-high 2.2 innings with 4 SO on 8/12 vs. Greensboro...**PERSONAL:** Played 4 seasons at and graduated from the University of Massachusetts-Dartmouth (2017-20)...Went 4-4 with a 2.73 ERA (17 ER/56.0 IP) in 30 appearances (3 starts) during his collegiate career...Also played outfield for UMass Dartmouth, earning All-Little East Conference honors at both positions and batting .342 (187-for-546) with an .897 OPS in 134 games (111 R, 39 2B, 7 3B, 9 HR, 91 RBI, 65 SB)...Spent 4 summers in the New England-based Futures Collegiate Baseball League playing for Martha's Vineyard (2017-19) and Brockton (2020)...Named an FCBL All-Star in 2019...Graduated from Attleboro High School (MA).

YEAR	CLUB	W-L	ERA	G	GS	SV	IP	H	R	ER	HR	HB	BB	SO	SO/9	WHIP	AVG
2021	FCL Red Sox (R)	1-1	2.00	6	0	1	9.0	3	2	2	0	1	5	14	14.00	0.89	.107
	Salem (A)	2-0	2.51	9	0	0	14.1	7	6	4	0	1	20	16	10.05	1.88	.156
2022	FCL Red Sox (R)	0-2	2.84	12	0	4	19.0	14	6	6	1	1	6	27	12.79	1.05	.206
	Salem (A)	0-1	9.92	13	0	1	16.1	18	21	18	2	4	15	27	14.88	2.02	.273
	Greenville (A+)	0-0	27.00	1	0	0	0.1	1	1	1	0	0	2	0	0.00	9.00	.500
2023	Greenville (A+)	6-1	7.13	31	0	0	41.2	41	37	33	11	4	29	51	11.02	1.68	.252
Minor League Totals		9-5	5.72	72	0	6	100.2	84	73	64	14	11	77	135	12.07	1.60	.226

TROYE, Christopher Corgan

RHP

HT: 6-4; **BATS:** Right; **THROWS:** Right; **BORN:** 2/8/1999 in Hayward, CA; **SIGNED BY:** Todd Gold; **ACQUIRED:** Red Sox 12th pick (12th round, 346th overall) in the 2021 First-Year Player Draft.

2023: Posted a 3.10 ERA (17 ER/49.1 IP) with 87 SO in 38 games between High-A Greenville and Double-A Portland...Led Red Sox minor leaguers with 15.09 SO/9.0 IP (min. 45.0 IP)...Recorded a season-high 7 SO over 3.0 IP on 5/11 with Greenville vs. Winston-Salem...**PERSONAL:** Played 4 seasons for the University of California, Santa Barbara (2018-21)...Graduated from Heritage High School (CA)...Named Most Valuable Player of the 2017 Gatorade All-America game...Named an Under Armour All-American in 2016 as a junior.

YEAR	CLUB	W-L	ERA	G	GS	SV	IP	H	R	ER	HR	HB	BB	SO	SO/9	WHIP	AVG
2021	FCL Red Sox (R)	0-0	4.50	2	0	0	2.0	2	1	1	0	0	0	5	22.50	1.00	.222
2022	Salem (A)	1-4	4.86	26	0	1	33.1	19	21	18	0	1	24	50	13.50	1.29	.164
2023	Greenville (A+)	2-0	1.96	14	0	0	18.1	10	4	4	3	1	9	37	18.16	1.04	.152
	Portland (AA)	0-0	3.77	24	0	0	31.0	20	17	13	0	2	27	50	14.52	1.52	.179
Minor League Totals		3-4	3.83	66	0	1	84.2	51	43	36	3	4	60	142	15.09	1.31	.168

TUCKER, Stanley Jeremiah

OF

HT: 5-9; **BATS:** Right; **THROWS:** Right; **BORN:** 4/22/2002 in Richmond TX; **SIGNED BY:** Lee Bryant; **ACQUIRED:** Red Sox 21st pick (19th round, 568th overall) in the 2023 First-Year Player Draft.

2023: Hit .167 (10-for-67) with 5 XBH in 20 games between the Rookie-level FCL Red Sox and Single-A Salem...Hit his first professional HR on 8/12 vs. the FCL Twins...**PERSONAL:** Attended Wharton Junior College (2021), New Mexico Junior College (2022), and Texas A&M (2023)...Named NJCAA 1st Team All-American, WJCAC Conference MVP, and WJCAC All-Conference after hitting .407 (87-for-214) with 20 2B, 5 3B, 17 HR, and 90 RBI in 2022...Graduated from Lamar Consolidated High School (TX).

YEAR	CLUB	AVG	G	AB	R	H	2B	3B	HR	RBI	SH	HBP	BB	SO	SB	CS	OBP	SLG	OPS
2023	FCL Red Sox (R)	.195	12	41	6	8	2	1	1	5	0	0	6	12	3	0	.298	.366	.664
	Salem (A)	.077	8	26	2	2	0	0	1	3	0	0	1	11	1	0	.111	.192	.303
Minor League Totals		.149	20	67	8	10	2	1	2	8	0	0	7	23	4	0	.230	.299	.529

UBERSTINE, Tyler James

RHP

HT: 6-1; **BATS:** Right; **THROWS:** Right; **BORN:** 6/1/1999 in Santa Monica, CA; **SIGNED BY:** Todd Gold; **ACQUIRED:** Red Sox 19th pick (19th round, 556th overall) in the 2021 First-Year Player Draft.

2023: Missed the entire season due to Tommy John surgery...**PERSONAL:** Played 2 seasons for Northwestern University (2020-21)...Originally enrolled at the University of Southern California and joined the club baseball team...Tried out for the varsity team during his sophomore year but was cut prior to the season...Graduated from Chaminade College Preparatory (CA).

YEAR	CLUB	W-L	ERA	G	GS	SV	IP	H	R	ER	HR	HB	BB	SO	SO/9	WHIP	AVG
2021	FCL Red Sox (R)	0-1	1.17	5	1	1	7.2	4	3	1	0	0	1	8	9.39	0.65	.138
2022	Salem (A)	4-4	4.63	14	8	1	58.1	56	32	30	5	2	21	66	10.18	1.32	.248
	Greenville (A+)	1-1	2.43	7	7	0	33.1	25	12	9	2	0	14	35	9.45	1.17	.203
2023							Did not play										
Minor League Totals		5-6	3.62	26	16	2	99.1	85	47	40	7	2	36	109	9.88	1.22	.225

Minor League Players, Continued

UGUETO, Miguel Angel

OF

HT: 6-2; **BATS:** Right; **THROWS:** Right; **BORN:** 9/3/2002 in La Guaira, Vargas, VZ; **SIGNED BY:** Cesar Morillo; **ACQUIRED:** Signed as an international free agent, 8/30/2019.

CAREER: Has made 52 starts in LF, 33 in RF, and 8 in CF...**2023:** Played 51 games before missing the rest of the season due to injury...Placed on the Injured List on 6/29.

YEAR	CLUB	AVG	G	AB	R	H	2B	3B	HR	RBI	SH	HBP	BB	SO	SB	CS	OBP	SLG	OPS
2021	FCL Red Sox (R)	.331	35	127	26	42	15	2	2	20	0	1	7	26	7	1	.370	.528	.898
2022	FCL Red Sox (R)	.500	1	4	0	2	0	0	0	2	0	0	0	1	0	0	.500	.500	1.000
	Salem (A)	.311	22	90	11	28	7	1	0	12	0	0	4	17	3	1	.330	.411	.741
2023	Greenville (A+)	.216	51	194	20	42	9	1	2	20	0	1	8	50	12	3	.249	.304	.553
Minor League Totals		.275	109	415	57	114	31	4	4	54	0	2	19	93	23	5	.306	.398	.704

VAN BELLE, Brian Michael

RHP

HT: 6-3; **BATS:** Right; **THROWS:** Right; **BORN:** 9/3/1996 in Pembroke Pines, FL; **SIGNED BY:** Willie Romay; **ACQUIRED:** Signed as a non-drafted free agent, 6/16/2020.

CAREER: Named Red Sox Minor League Pitcher of the Month for July 2021 after going 3-0 with a 0.00 ERA, 0.86 WHIP, and .188 opponent AVG in 4 starts (22.0 IP, 15 H, 4 BB, 24 SO)...**2023:** Split the season between Double-A Portland and Triple-A Worcester...Led Red Sox minor leaguers in starts (T-1st, 25), innings pitched (141.1), and wins (T-1st, 11)...Tossed at least 5.0 innings in 20 of his 27 appearances, including 6.0+ IP in 13 and 7.0+ IP in 1...

PERSONAL: Pitched at the University of Miami (FL) from 2019-20 after spending 3 seasons at Broward College...Named to the All-ACC 2nd Team in 2019 after posting a 2.57 ERA (35 ER/95.1 IP) with a team-high 10 wins...Named the NCBWA Pitcher of the Month for February 2020...Pitched for North Shore in the New England-based Futures Collegiate Baseball League in 2017...Attended Archbishop McCarthy High School (FL).

YEAR	CLUB	W-L	ERA	G	GS	SV	IP	H	R	ER	HR	HB	BB	SO	SO/9	WHIP	AVG
2021	Greenville (A+)	4-3	4.10	18	18	0	79.0	86	41	36	12	2	13	82	9.34	1.25	.276
2022	Greenville (A+)	3-2	6.14	12	9	0	58.2	83	43	40	17	0	8	55	8.44	1.55	.331
	Portland (AA)	6-4	4.69	16	15	0	78.2	88	45	41	16	3	12	80	9.15	1.27	.279
2023	Portland (AA)	6-3	3.00	14	13	0	81.0	72	32	27	9	6	25	69	7.67	1.20	.242
	Worcester (AAA)	5-4	6.41	13	12	0	60.1	69	45	43	18	1	25	65	9.70	1.56	.282
Minor League Totals		24-16	4.71	73	67	0	357.2	398	206	187	72	12	83	351	8.83	1.34	.280

VAN DER SCHAAF, Stijn Elessar

RHP

HT: 6-4; **BATS:** Right; **THROWS:** Right; **BORN:** 4/8/2004 in Amersfoort, Netherland; **SIGNED BY:** Rene Saggiadi, Eddie Romero; **ACQUIRED:** Signed as an international free agent, 1/16/2023.

2023: Made his professional debut on 6/8 vs. the FCL Rays with the Rookie-level FCL Red Sox...**PERSONAL:** Went 2-0 with a 2.63 ERA (2 ER/5.1 IP), 1 save, and 5 SO in 3 games while representing Netherlands in the 18U Baseball World Cup in 2022.

YEAR	CLUB	W-L	ERA	G	GS	SV	IP	H	R	ER	HR	HB	BB	SO	SO/9	WHIP	AVG
2023	FCL Red Sox (R)	3-0	4.42	9	1	1	18.1	10	9	9	0	5	15	14	6.87	1.36	.167
Minor League Totals		3-0	4.42	9	1	1	18.1	10	9	9	0	5	15	14	6.87	1.36	.167

VILORIA, Diego Alejandro

C

HT: 5-10; **BATS:** Right; **THROWS:** Right; **BORN:** 2/23/2003 in Caracas, Distrito Federal, VZ; **SIGNED BY:** Ramon Mora and Chris Becerra; **ACQUIRED:** Signed as an international free agent, 7/2/2019.

CAREER: Has played in 55 career games as a catcher, throwing out 22 of 66 (33.3%) runners attempting to steal...**2023:** Appeared in 18 games at C, 1 at 1B, and 1 as DH.

YEAR	CLUB	AVG	G	AB	R	H	2B	3B	HR	RBI	SH	HBP	BB	SO	SB	CS	OBP	SLG	OPS
2021	DSL Red Sox (R)	.278	25	72	12	20	2	2	0	8	0	5	4	13	2	0	.358	.361	.719
2022	FCL Red Sox (R)	.138	12	29	3	4	0	0	0	0	0	2	1	4	0	0	.219	.138	.357
2023	FCL Red Sox (R)	.293	20	58	8	17	4	0	0	5	0	3	4	6	0	0	.369	.362	.731
Minor League Totals		.258	57	159	23	41	6	2	0	13	0	10	9	23	2	0	.337	.321	.658

Minor League Players, Continued

WEBB, Jacob Ryan

RHP

HT: 6-5; **BATS:** Left; **THROWS:** Right; **BORN:** 3/23/1999 in Dayton, OH; **SIGNED BY:** Matt Davis; **ACQUIRED:** Red Sox 14th pick (14th round, 406th overall) in the 2021 First-Year Player Draft.

CAREER: Entered 2023 ranked by MLB.com as the Sox' No. 27 prospect...Made 9 appearances for Scottsdale in the Arizona Fall League following the 2022 season...**PERSONAL:** Pitched 2 seasons for Sinclair Community College (2018-19) and Miami University in Ohio (2020-21)...Graduated from Fairborn High School (OH).

YEAR	CLUB	W-L	ERA	G	GS	SV	IP	H	R	ER	HR	HB	BB	SO	SO/9	WHIP	AVG
2021	FCL Red Sox (R)	0-0	0.00	2	1	0	2.0	1	1	0	0	0	0	5	22.50	0.50	.111
	Salem (A)	2-0	0.90	6	0	0	10.0	5	1	1	0	1	6	12	10.80	1.10	.143
2022	Salem (A)	1-2	2.19	18	0	3	24.2	21	10	6	0	2	19	39	14.23	1.62	.223
	Greenville (A+)	1-1	3.72	24	0	7	29.0	23	15	12	3	4	9	45	13.97	1.10	.211
	Portland (AA)	0-0	6.00	2	0	0	3.0	4	2	2	1	0	0	4	12.00	1.33	.308
2023	Portland (AA)	8-3	5.03	41	0	0	59.0	50	39	33	5	3	38	65	9.92	1.49	.227
Minor League Totals		12-6	3.81	93	1	10	127.2	104	68	54	9	10	72	170	11.98	1.38	.217

WEHUNT, Blake Alexander

RHP

HT: 6-7; **BATS:** Right; **THROWS:** Right; **BORN:** 11/9/2000 in Athens, GA; **SIGNED BY:** Kirk Fredriksson; **ACQUIRED:** Red Sox 11th pick (9th round, 268th overall) in the 2023 First-Year Player Draft.

2023: Appeared in 1 game for the Rookie-level FCL Red Sox...Made his professional debut on 8/22 at the FCL Twins and threw a scoreless inning...**PERSONAL:** Attended the University of Southern Mississippi (2020-22) and Kennesaw State University (2023)...Posted a 4.83 (41 ER/76.1 IP) with 80 SO in 14 starts in 2023...Graduated from Franklin County High School (GA).

YEAR	CLUB	W-L	ERA	G	GS	SV	IP	H	R	ER	HR	HB	BB	SO	SO/9	WHIP	AVG
2023	FCL Red Sox (R)	0-0	0.00	1	0	0	1.0	1	0	0	0	0	0	1	9.00	1.00	.250
Minor League Totals		0-0	0.00	1	0	0	1.0	1	0	0	0	0	0	1	9.00	1.00	.250

WEINS, Craig Allen Jr. (CJ)

RHP

HT: 6-3; **BATS:** Right; **THROWS:** Right; **BORN:** 8/15/2000 in Joliet, IL; **SIGNED BY:** Matt Davis; **ACQUIRED:** Red Sox 8th pick (6th round, 178th overall) in the 2023 First-Year Player Draft.

2023: Appeared in 1 game for the Rookie-level FCL Red Sox...Made his professional debut on 8/18 at the FCL Twins, tossing a scoreless inning...**PERSONAL:** Attended Wabash Valley Community College (2019), South Carolina University (2021-22), and Western Kentucky University (2023)...Graduated from Lockport Township East High School (IL).

YEAR	CLUB	W-L	ERA	G	GS	SV	IP	H	R	ER	HR	HB	BB	SO	SO/9	WHIP	AVG
2023	FCL Red Sox (R)	0-0	0.00	1	0	0	1.0	0	0	0	0	0	1	1	9.00	1.00	.000
Minor League Totals		0-0	0.00	1	0	0	1.0	0	0	0	0	0	1	1	9.00	1.00	.000

WESTBROOK, Jamie Vaughn - Non-Roster Invitee

INF

HT: 5-7; **BATS:** Right; **THROWS:** Right; **BORN:** 6/18/1995 in Gilbert, AZ; **ACQUIRED:** Signed as a minor league free agent, 12/11/2023.

CAREER: Originally selected by ARI in the 5th round of the 2013 First-Year Player Draft...Has hit .279 (1,135-for-4,068) with 120 HR and a .779 OPS in 1,110 career minor league games over 10 seasons with the Diamondbacks (2013-19), Brewers (2021-22), Tigers (2022), and Yankees (2023) organizations...Also played for the Sugar Land Lighting Sloths of the Constellation Energy League in 2020...In 2015, was named a California League Postseason All-Star and an MLB.com Organizational All-Star with High-A Visalia (ARI)...Was named a 2018 and 2019 Mid-Season Southern League All-Star with Double-A Jackson (ARI)...Won a Silver Medal in baseball at the 2020 Summer Olympics in Tokyo, Japan, where he was teammates with Eddy Alvarez, Triston Casas, and Mark Kolozsvary...**2023:** Made 70 starts at 2B, 35 at 3B, and 2 in LF for Triple-A Scranton/Wilkes-Barre...Ranked 10th in the International League in OBP (.400) and OPS (.896)...**PERSONAL:** Graduated from Basha High School (AZ) in 2013.

Minor League Players, Continued

YEAR	CLUB	AVG	G	AB	R	H	2B	3B	HR	RBI	SH	HBP	BB	SO	SB	CS	OBP	SLG	OPS
2013	ACL Arizona (R)	.292	40	154	31	45	8	8	1	20	0	4	17	21	3	3	.373	.468	.841
	Missoula (R)	.254	17	67	12	17	3	0	1	13	0	0	6	20	1	0	.315	.343	.658
2014	Southbend (A)	.259	131	509	69	132	27	4	8	49	3	5	38	98	6	3	.314	.375	.689
2015	Visalia (A+)	.319	123	480	75	153	33	4	17	72	0	10	24	69	14	4	.357	.510	.867
2016	Mobile (AA)	.262	122	435	50	114	21	1	5	36	1	6	26	60	10	5	.312	.349	.661
2017	ACL Arizona (R)	.286	2	7	1	2	0	0	1	1	0	0	0	0	0	0	.286	.714	1.000
	Jackson (AA)	.265	104	377	38	100	19	3	8	55	0	8	16	43	2	2	.305	.395	.700
2018	Jackson (AA)	.287	107	408	65	117	20	5	15	68	0	7	24	71	4	3	.336	.471	.807
	Reno (AAA)	.391	7	23	6	9	1	0	4	6	0	0	2	2	0	0	.440	.957	1.397
2019	Jackson (AA)	.269	98	342	51	92	20	1	13	59	0	8	32	68	1	1	.340	.447	.787
	Reno (AAA)	.321	30	106	25	34	6	0	3	18	0	2	16	15	0	1	.413	.462	.875
2020	Sugar Land (Ind.)	.294	27	85	8	25	7	0	5	18	0	3	6	19	0	1	.347	.553	.900
2021	Biloxi (AA)	.261	19	69	12	18	1	1	1	7	0	2	9	12	1	0	.354	.348	.702
	Nashville (AAA)	.287	70	251	45	72	15	1	11	47	0	7	21	42	2	0	.353	.486	.839
2022	Nashville (AAA)	.500	3	10	3	5	1	0	0	0	0	0	1	0	0	0	.545	.600	1.145
	Toledo (AAA)	.248	120	419	55	104	21	0	11	48	0	14	53	80	1	2	.349	.377	.726
2023	Scranton/Wilkes-Barre (AAA)	.294	117	411	70	121	20	0	21	65	0	7	67	81	6	4	.400	.496	.896
Minor League Totals		.279	1110	4068	608	1135	216	28	120	564	4	80	352	682	51	28	.345	.434	.779
Independent League Totals		.294	27	85	8	25	7	0	5	18	0	3	6	19	0	1	.347	.553	.900

WU-YELLAND, Jeremy Daniel

LHP

HT: 6-2; **BATS:** Left; **THROWS:** Left; **BORN:** 6/24/1999 in Seattle, WA; **SIGNED BY:** JJ Altobelli; **ACQUIRED:** Red Sox 3rd pick (4th round, 118th overall) in the 2020 First-Year Player Draft.

CAREER: Ranked by *Baseball America* in 2021 as the Sox' No. 30 prospect...Named Low-A East Pitcher of the Week for 6/14-20/21 with Salem...**2023:** Appeared in 3 games with the Rookie-level FCL Red Sox after missing most of the season recovering from Tommy John surgery (performed on 4/27/22)...**PERSONAL:** Pitched for the University of Hawaii for 3 seasons (2018-20)...Pitched for the Chatham Anglers of the Cape Cod Baseball League in 2019...Graduated from Central Valley High School (WA).

YEAR	CLUB	W-L	ERA	G	GS	SV	IP	H	R	ER	HR	HB	BB	SO	SO/9	WHIP	AVG
2021	Salem (A)	1-3	4.03	20	20	0	67.0	50	33	30	4	5	36	77	10.34	1.28	.204
	Greenville (A+)	1-1	3.00	3	3	0	9.0	6	3	3	1	2	6	13	13.00	1.33	.194
2022							Did not play										
2023	FCL Red Sox (R)	0-0	9.00	3	2	0	4.0	4	4	4	1	0	5	2	4.50	2.25	.286
Minor League Totals		2-4	4.16	26	25	0	80.0	60	40	37	6	7	47	92	10.35	1.34	.207

Minor League Players, Continued

YORKE, Nicholas Anthony (Nick) - Non-Roster Invitee

INF

HT: 6-0; **BATS:** Right; **THROWS:** Right; **BORN:** 4/2/2002 in Newport Beach, CA; **SIGNED BY:** Josh Labandeira; **ACQUIRED:** Red Sox 1st pick (17th overall) in the 2020 First-Year Player Draft.

CAREER: Ranked by *Baseball America* as a top 10 Red Sox prospect entering 2021 (No. 9), 2022 (No. 3), 2023 (No. 7), and 2024 (No. 8), as well as the No. 31 prospect in baseball entering 2022...Ranked by *BA* as the Sox' best hitter for average entering 2022, 2023 and 2024, and as having the best strike-zone discipline in the system in 2022... In 2022, played for Scottsdale in the Arizona Fall League and was named to the Fall Stars Game...Named the 2021 Red Sox Minor League Offensive Player of the Year after leading Sox farmhands in AVG (.325), OPS (.928), hits (123), total bases (195), and runs scored (76)...Also garnered the following honors in 2021: MiLB.com Organization All-Star, Low-A East Player of the Month for August, Low-A East Offensive Player of the Week for 8/16-22, MLB Pipeline's Prospect Team of the Week for 8/2-8 and 8/16-22, and Red Sox Minor League Hitter of the Month for June...Attended 2021 ML Spring Training camp with BOS as a non-roster invitee at 18 years old, the only teenager invited to Red Sox camp...Added to the Sox' Club Player Pool on 9/17/20 and reported to the Alternate Training Site for the remainder of the regular season...Participated in the 2024 Red Sox Rookie Development Program, visiting patients at the Jimmy Fund Clinic and hosting a Play Ball clinic with the Red Sox Foundation...**2023:** spent the entire season with Double-A Portland, where he was named the team's MVP after leading the Sea Dogs in runs scored (74), hits (119), doubles (25), and RBI (61)...Also ranked among the Eastern League's top 10 in AVG (6th), hits (2nd), doubles (3rd), triples (T-2nd), XBH (8th), total bases (4th, 193), and runs scored (3rd)...Posted a .984 fielding percentage at 2B, which ranked 2nd in the Eastern League...Was selected to play in the SiriusXM All-Star Futures Game on 7/8, playing the entire game at 2B and going 1-for-3 with a double...**PERSONAL:** Graduated from Archbishop Mitty High School (CA)...His mother, Robyn, was a 4-time All-American softball player at Fresno State University...Father, David Specht, was a swimmer at Air Force Academy...His brother, Joe, plays baseball at California Polytechnic State University after transferring from Boise State University...Other brother, Zachary, plays baseball for Grand Canyon University.

YEAR	CLUB	AVG	G	AB	R	H	2B	3B	HR	RBI	SH	HBP	BB	SO	SB	CS	OBP	SLG	OPS
2021	Salem (A)	.323	76	294	59	95	14	4	10	47	0	7	41	47	11	8	.413	.500	.913
	Greenville (A+)	.333	21	84	17	28	6	1	4	15	0	0	11	22	2	1	.406	.571	.977
2022	Greenville (A+)	.231	80	337	48	78	10	1	11	45	0	2	33	94	8	4	.303	.365	.668
2023	Portland (AA)	.268	110	444	74	119	25	5	13	61	0	7	51	122	18	5	.350	435	.785
Minor League Totals		.276	287	1159	198	320	55	11	38	168	0	16	136	285	39	18	.357	.441	.798

YUTEN, Natanael

OF

HT: 6-2; **BATS:** Left; **THROWS:** Left; **BORN:** 10/9/2004 in La Romana, DR; **SIGNED BY:** Manny Nanita, Eddie Romero; **ACQUIRED:** Signed as an international free agent, 1/15/2022.

2023: Split the season between the Rookie-level FCL Red Sox and Single-A Salem...Named an FCL Post-Season All-Star after hitting .336 (50-for-149) with 14 XBH and 32 RBI in 38 games...Promoted to Salem on 8/15.

YEAR	CLUB	AVG	G	AB	R	H	2B	3B	HR	RBI	SH	HBP	BB	SO	SB	CS	OBP	SLG	OPS
2022	DSL Red Sox Red (R)	.307	50	199	30	61	11	2	1	24	1	5	17	43	4	6	.374	.397	.771
2023	FCL Red Sox (R)	.336	38	149	28	50	9	2	3	32	0	4	11	36	8	4	.396	.483	.879
	Salem (A)	.197	18	71	13	14	1	1	0	5	0	1	3	25	2	1	.240	.239	.479
Minor League Totals		.298	106	419	71	125	21	5	4	61	1	10	31	104	14	11	.360	.401	.761

ZANETELLO, Nazzan Avant

SS

HT: 6-2; **BATS:** Right; **THROWS:** Right; **BORN:** 5/25/2005 in Bridgeton, MO; **SIGNED BY:** Alonzo Wright; **ACQUIRED:** Red Sox 2nd pick (2nd round, 50th overall) in the 2023 First-Year Player Draft.

CAREER: Enters 2024 ranked by *Baseball America* as the Red Sox' No. 12 prospect...**2023:** Split the season between the Rookie-level FCL Red Sox and Single-A Salem, hitting .158 (6-for-38) with 3 2B...**PERSONAL:** Committed to play at the University of Arkansas...Graduated from Christian Brothers College High School (MO)...Batted .399 with 15 HR and 92 RBI in 3 seasons...Played for 18U Team USA in 2022 and hit .429 with a HR and 9 RBI...Named Tournament Stolen Base Champion after going 5-for-5 in stolen bases.

YEAR	CLUB	AVG	G	AB	R	H	2B	3B	HR	RBI	SH	HBP	BB	SO	SB	CS	OBP	SLG	OPS
2023	FCL Red Sox (R)	.139	12	36	6	5	3	0	0	1	0	0	9	15	5	1	.311	.222	.533
	Salem (A)	.500	1	2	0	1	0	0	0	1	0	0	0	0	0	0	.500	.500	1.000
Minor League Totals		.158	13	38	6	6	3	0	0	2	0	0	9	15	5	1	.319	.237	.556

Minor League Players, Continued

ZAYAS, Bryant Dayans

INF

HT: 6-0; **BATS:** Right; **THROWS:** Right; **BORN:** 10/25/2003 in Hialeah, FL; **SIGNED BY:** Willie Romay; **ACQUIRED:** Signed as a non-drafted free agent, 7/23/2022.

2023: Appeared in 16 games at 2B, 9 at 3B, and 5 as the DH...Hit his first professional HR on 8/11 vs. the FCL Twins...**PERSONAL:** Attended Miami Christian School...Was committed to play baseball at NC State University.

YEAR	CLUB	AVG	G	AB	R	H	2B	3B	HR	RBI	SH	HBP	BB	SO	SB	CS	OBP	SLG	OPS
2023	FCL Red Sox (R)	.242	31	91	16	22	3	1	1	14	1	0	8	34	13	3	.294	.330	.624
Minor League Totals		.242	31	91	16	22	3	1	1	14	1	0	8	34	13	3	.294	.330	.624

ZEFERJAHN, Ryan Joseph

RHP

HT: 6-5; **BATS:** Right; **THROWS:** Right; **BORN:** 2/28/1998 in Topeka, KS; **SIGNED BY:** Lane Decker; **ACQUIRED:** Red Sox 3rd pick (3rd round, 107th overall) in the 2019 First-Year Player Draft.

CAREER: Entered 2020 ranked by *Baseball America* as the Red Sox' No. 19 prospect...Named Red Sox Minor League Relief Pitcher of the Month for May 2022...**2023:** Split the season between Single-A Salem and Double-A Portland...Tossed 3.0 scoreless innings over 2 games in Salem...Promoted to Portland on 5/3...Led Portland with 14.23 SO/9.0 IP (68 SO/43.0 IP) (min. 40 inn)...**PERSONAL:** At the University of Kansas, recorded 100 SO in 2018 as a sophomore and 107 in 2019 as a junior, becoming the 1st Jayhawk pitcher ever to record 100+ SO in consecutive seasons...Voted to *Baseball America's* 2019 College Baseball Preseason All-America team, the 1st Jayhawk in program history to receive the honor...Selected to the 2018 All-Big 12 Second Team...Selected by TB in the 37th round of the 2016 June Draft, but did not sign...Graduated from Seaman High School.

YEAR	CLUB	W-L	ERA	G	GS	SV	IP	H	R	ER	HR	HB	BB	SO	SO/9	WHIP	AVG
2019	Lowell (A)	0-2	4.50	12	12	0	22.0	24	12	11	2	3	12	31	12.68	1.64	.279
		Did not play															
2021	FCL Red Sox (R)	0-0	3.21	4	4	0	14.0	12	6	5	2	1	3	18	11.57	1.07	.231
	Salem (A)	1-4	6.91	12	12	0	41.2	53	41	32	2	2	15	41	8.86	1.63	.301
2022	Greenville (A+)	2-4	5.79	28	5	1	60.2	58	41	39	6	8	29	73	10.83	1.43	.252
	Portland (AA)	3-0	0.84	6	0	0	10.2	3	1	1	1	1	4	7	5.91	0.66	.094
2023	Salem (A)	1-0	0.00	2	1	0	3.0	3	0	0	0	0	2	6.00	1.00	.250	
	Portland (AA)	0-4	5.02	34	0	2	43.0	33	27	24	7	6	40	68	14.23	1.70	.210
Minor League Totals		7-14	5.17	98	34	3	195.0	186	128	112	20	21	103	240	11.08	1.48	.250

Notes



Media Information



Media Information

MEDIA RELATIONS PHONE/FAX: 617-226-6613

2024 MEDIA REGULATIONS: For information about the 2024 season, please consult MLB's 2024 Club-Media Regulations and the Red Sox Media Regulations.

ADDITIONAL INFORMATION: Media can access Red Sox game day information at <http://pressroom.redsox.com>. This online media portal includes daily press clippings, game notes, media guides, rosters, and interview recordings, as well as additional pertinent information on home game dates. Media can also follow the Red Sox Baseball Communications & Media Relations department on X at @BostonRedSoxPR.

Red Sox Communications Staff



Zineb Curran
Senior Vice President,
Chief Communications Officer




Katelyn Reilly
Director,
Corporate Communications



Abby Murphy
Director,
Baseball Communications
& Media Relations



Justin Long
Director,
Baseball Communications
& Media Relations



Daveson Pérez
Manager,
Baseball Communications
& Media Relations



Devin Benson
Specialist,
Baseball Communications
& Media Relations



Carlos Villoria-Benítez
Coordinator/Interpreter,
Baseball Communications
& Media Relations



Raleigh Clark
Coordinator,
Baseball Communications
& Media Relations



Our beloved friend and colleague, Dick Bresciani, passed away in November 2014. In recognition of his decades of contributions to Red Sox baseball, the Fenway Park press box was dedicated as the Dick Bresciani "Bresh Box" Press Box the following April.

Media Information

MEDIA RELATIONS PHONE/FAX: 617-226-6613

CREDENTIAL PICKUP: All media credentials may be picked up at the Fenway Park Media Entrance at Gate D on Level G (street level), located near the corner of Jersey Street and Van Ness Street. Gate D will open 4 hours before game time.

MAIN PRESS BOX: The Main Press Box is located directly behind home plate on Level 5. The press box may be reached by taking the elevators or ramps located inside Gate D. Only media with proper credentials will be allowed access to the Level 5 press area.

PRESS DINING: Press dining is located on Level 5 in the press area and is available to accredited media at \$11 per person. Press dining will open 3 hours prior to the start of the game and will remain open for 1 hour after 1st pitch.

CLUBHOUSES: The Red Sox clubhouse is located on Level G, near sections 15 and 16 on the first base side. The visitors' clubhouse is located on Level G, near sections 25 and 26 on the third base side.

PHOTO LOCATIONS: Assigned photo locations are located in permanent camera wells on the outfield side of both dugouts. Wireless transmission capabilities are available in all photo locations.

INTERVIEW ROOMS: All pre- and post-game interviews with the manager will be held in the Red Sox Interview Room above the home clubhouse. The Interview Room may be accessed by taking the ramp near Gate D to the Mezzanine Level (between Level G and Level 2) or by taking the center elevator on the Gate D elevator bank (accessible from the press level going down or from Gate D and the ground level going up) to the Mezzanine M Level.

PRESS BOX INTERNET INFO: The Red Sox will provide high-speed wired and wireless internet access free of charge at Fenway Park. For internet log-in information, please contact a Red Sox media relations representative.

ADDITIONAL RED SOX MEDIA INFO: Media can access Red Sox game day information at <http://pressroom.redsox.com>. This online media portal includes daily press clippings, game notes, and minor league reports as well as additional pertinent information on home game dates. Media can also follow the Red Sox Baseball Communications & Media Relations department on X at @BostonRedSoxPR.

Información para los Medios

TELÉFONO Y FAX DEL EQUIPO DE RELACIONES PÚBLICAS: 617-226-6613

RECOGER CREDENCIALES: Todos las credenciales pueden ser recogidas en la entrada de los Medios localizada en la Puerta D "Gate D" de Fenway Park que queda en la esquina de la intersección de la avenida Jersey y la calle Van Ness. La Puerta D "Gate D" abrirá sus puertas 4 horas antes de la hora de juego.

ESPACIO DE TRABAJO PARA LA PRENSA: El Espacio de trabajo para la Prensa está localizado directamente detrás del home en el quinto nivel del parque. Para subir a esta área, puedes subir la rampa o tomar el elevador localizado en el Gate D. Solo los Medios con credenciales adecuados serán permitido acceso a esta área.

COMIDA PARA LA PRENSA: La comida para la prensa está localizada en el quinto nivel del estadio dentro del área de la prensa y está disponible para la prensa acreditada por \$11 por persona. La comida se empezará a servir 3 horas antes del comienzo del juego y estará abierto hasta 1 hora después del primer lanzamiento del juego.

LOS VESTUARIOS: El vestuario de los Medias Rojas está localizado en el nivel G, cerca de las secciones 15 y 16 en el lado de la primera base. El vestuario de visitantes está localizado en el nivel G, cerca de las secciones 25 y 26 en el lado de la tercera base.

LOCACIONES PARA FOTÓGRAFOS: Las locaciones para Fotógrafos están localizados en un espacio al lado de los dugouts de cada equipo. Servicios de transmisión inalámbrica están disponibles en estas locaciones.

SALÓN DE ENTREVISTAS: Todas las entrevistas con el dirigente, antes y después del juego, ocurrirán en el Salón de Entrevistas de los Medias Rojas por encima del vestuario del equipo de casa. Se puede acceder al salón por medio de la rampa, cerca de la Gate D, subiendo al nivel entresuelo (en el medio del nivel G y el nivel 2). También se puede llegar tomando el elevador del medio hasta el nivel M.

INFORMACIÓN DE INTERNET Y TELÉFONO EN EL ESPACIO DE TRABAJO DE LA PRENSA: Los Medias Rojas proveerán internet con cable e inalámbrico de alta velocidad gratuito en Fenway Park. Si deseas información sobre el internet por favor comuníquese con un representante de Relaciones Públicas de los Medias Rojas.

INFORMACIÓN ADICIONAL: Los Medios pueden acceder a las notas del juego del día de los Medias Rojas de Boston en el sitio web: <http://pressroom.redsox.com>. Este portal incluye información como los artículos diarios de prensa, las notas sobre el equipo de Grandes Ligas, los reportes de los equipos de Ligas Menores, etcétera. Los Medios pueden seguir la cuenta de X del Departamento de Comunicaciones de Beisbol y Relaciones Públicas de los Medias Rojas: @BostonRedSoxPR.

All-Time Broadcasters (Since 1926)

Name	Year(s)	Affiliate(s)
Andrews, Mike	1984	NESN TV
Arnold, Dale	2008-11	WEEI-AM (2008-2009), WRKO-AM (2008-2009)
Baez, Oscar	2002-2014	Spanish Beisbol Productions, LLC
Berenguer, Uri	2003-19	Spanish Beisbol Productions, LLC
Britt, Jim	1940-50	WAAB-AM (1940-42), WNAC-AM (1942, 1946), WHDH-AM (1947-50), TV-4 & TV-7 (1948-50)
Castiglione, Joe	1983-present	WRKO-AM (1983-94, 2007-14), WEEL-AM (1995-Present)
Coleman, Ken	1966-74	WHDH-AM (1966-71), TV-5 (1966-71), TV-4 (1972-74)
	1979-89	WITS-AM (1979-82), WRKO-AM (1983-89)
Crowley, Bill	1957-60	TV-5 and WHDH-AM
Delaney, Bob	1951-53	WHDH-AM, TV-4 & TV-7
Der Divanis, Kent	1984	NESN TV
Eckersley, Dennis	2009-2022	NESN TV
Egan, Leo	1949-50	WHDH-AM (1949-50), TV-4 & TV-7 (1949)
Flemming, Will	2019-present	WEEL-AM
Fornieles, Mike	1993	WROL-AM (Spanish)
Frisch, Frankie	1939	WAAB-AM
Geffner, Glenn	2007	WEEL-AM (2007), WRKO-AM (2007)
Gillis, Don	1957	TV-5 (Gowdy was out most of year with a bad back)
Gleeson, Art	1960-64	TV-5 and WHDH-AM
Gowdy, Curt	1951-65	WHDH-AM (1951-65), TV-4 & TV-7 (1951-56), TV-5 (1957-65)
Hadley, Bump	1948, 1950	TV-4 & TV-7
Harrelson, Ken	1975-81	WSBK-TV 38
Harrison, Gerry	1927	WNAC-AM
Hartrick, George	1943-45	WNAC-AM
Hoey, Fred	1927-38	WNAC-AM
Hussey, Tom	1939-54	WAAB-AM (1939-42), WNAC-AM (1942-46), WHDH-AM (1947-54), TV-4 & TV-7 (1948-54)
		Spanish Beisbol Productions, LLC
Kulik, Bill	2001-2014	NESN TV
Kurtz, Bob	1993-00	WHDH-AM (joined crew in June)
Martin, Dave	1972-73	TV-5 (1961-71), WHDH-AM (1961-75), WMEX-AM (1976-77), WITS-AM (1978), WSBK-TV 38 (1979-87), NESN TV (1988-92)
Martin, Ned	1961-92	WRCA-AM (1988-90), WROL-AM (1991-98) (Spanish)
Martinez, Hector	1988-98	WSBK-TV 38 (1988-96), WABU-TV 68 (1997-98), WB-Ch. 56 (1999), FOX 25 (2000-02), UPN/WBZ (2003-04) , WEEL-AM (2019-present)
McDonough, Sean	1988-04, '19-present	WHDH-AM (April to early May and left due to illness)
MacLean, John	1972	WITS-AM
Miller, Jon	1980-82	WSBK-TV 38
Montgomery, Bob	1982-95	WHDH-AM (1954-59), TV-4 & TV-7 (1954-56), TV-5 (1957-59)
Murphy, Bob	1954-59	WEEL-AM (2016-18)
Neverett, Tim	2016-18	WRKO-AM (2007-14), WEEL-AM (2007-15), NESN TV (2016-present)
O'Brien, Dave	2007-present	NESN TV
Orsillo, Don	2001-2015	TV-5 and WHDH-AM
Parnell, Mel	1965-68	Spanish Beisbol Productions, LLC (2006-10)
Pepén, Nilson	2006-present	Red Sox Spanish Radio (2019-present)
Pesky, Johnny	1969-74	WHDH-AM (1969-71), TV-5 (1969-71), TV-4 (1973-74)
Petrocelli, Rico	1979	WITS-AM
Remy, Jerry	1988-21	NESN TV (1988-present), WSBK-TV 38 (1996), WABU-TV 68 (1997-98), WB-Ch. 56 (1999), FOX 25 (2000-02), UPN/WBZ (2003)
Rish, Jon	2006-13	WEEL-AM, WRKO-AM
Rooney, Gus	1926	WNAC-AM (Opening Day)
Serano, Bobby	1988-01	WRCA-AM (1988-90, 1999-01), WROL-AM (1991-98)
Starr, Bob	1990-92	WRKO-AM
Stockton, Dick	1975-78	WSBK-TV 38
Tiant, Luis	2002-03	Spanish Baseball Network
Trupiano, Jerry	1993-06	WRKO-AM (1983-94), WEEL-AM (1995-06)
Villaman, J.P.	1999-05	WRCA-AM, Spanish (1999-2005)
Woods, Jim	1974-78	WHDH-AM (1974-75), WMEX-AM (1976-77), WITS-AM (1978)

Bold=Active. Corrections have been made in the above listing thanks to information provided to us from John K. Moynahan, author of *50 Years At The Game, A Sports Traveler's Journey*, and other sources. We appreciate this input as we attempt to produce an accurate account of our broadcasters. We are aware that through the years there have been "guest" or temporary fill-in broadcasters for Red Sox games, however, they are too numerous to list here.

Red Sox on NESN

NESN (New England Sports Network), the official home of the Boston Red Sox, is in its 41st year of carrying Red Sox baseball. Consistently one of the top-rated regional sports networks in the country, NESN's Red Sox coverage includes an hour-long show before and after every game. Fans in New England can also watch NESN's coverage on the NESN 360 app, plus follow along on NESN.com and NESN social media channels for game-day coverage and news (X and Instagram: @NESN).

Veteran play-by-play announcer **Dave O'Brien** enters his ninth season with NESN, his 34th in Major League Baseball broadcasting. He will be joined by former Red Sox player **Lou Merloni**, as well as former Red Sox players and World Series champions **Will Middlebrooks**, **Kevin Millar**, and **Kevin Youkilis**. Cohasset, MA native **Mike Monaco** will join the NESN broadcast team as play-by-play announcer for select games. **Jahmai Webster** will serve as a Red Sox sideline reporter for his seventh season.

Tom Caron is in his 21st year as host of NESN's pre- and post-game show. He will be joined by an All-Star lineup of studio analysts that includes National Baseball Hall of Famer **Jim Rice** and former Red Sox players including **Lenny DiNardo**, **Jonathan Papelbon**, and **Deven Marrero**. **Adam Pellerin** will also serve as a host for select pre- and post-game shows, and has filled a number of different roles at NESN since 2012.



Dave O'Brien
Play-by-Play



Mike Monaco
Play-by-Play



Tom Caron
Host



Adam Pellerin
Host



Jahmai Webster
Sideline Reporter



Lou Merloni
Color Analyst



Will Middlebrooks
Color/Studio Analyst



Kevin Millar
Color Analyst



Kevin Youkilis
Color Analyst



Lenny DiNardo
Studio Analyst



Deven Marrero
Studio Analyst



Jonathan Papelbon
Studio Analyst



Jim Rice
Studio Analyst

Red Sox Spanish Radio Network

2024 marks the 34th season of the Red Sox Spanish-language broadcast. Every game of the regular season will be broadcast on WCCM 1490 AM (Haverhill). **Nilson "Junior" Pepén** will call the action—along with others—for the 2024 season. Pepén returns for his sixth season as the day-to-day Spanish broadcaster. He was also a part of the Red Sox Spanish-language broadcast team from 2006-10.



**Nilson "Junior"
Pepén**

Red Sox Radio Network

The Red Sox Radio Network carries every game, with WEEI 93.7 FM as its flagship station in Boston. A network of over 30 stations broadcasts Boston's games throughout the New England area.

Joe Castiglione, Will Flemming and Lou Merloni will be the WEEI Red Sox Radio Network's primary voices in 2024 and will be joined by Sean McDonough. The pre- and post-game show will be hosted by Rich Keefe, Christian Arcand, Cooper Boardman and Joe Weil.

Castiglione is the 2024 recipient of the Ford C. Frick Award, presented annually for excellence in broadcasting by the National Baseball Hall of Fame and Museum. Joe will be honored in Cooperstown during Hall of Fame Weekend, July 19-22, 2024 as he celebrates his 42nd season on Red Sox Radio (1983-2024), the longest tenure of any Red Sox radio broadcaster and of any Boston broadcaster. In 2022, the Fenway Park home radio booth was officially named the "Joe Castiglione Booth" to celebrate his tenure. Castiglione was inducted into the Red Sox Hall of Fame in 2014.

Flemming returns for his sixth season in the Red Sox radio booth (2019-24). In addition to his work with WEEI, he has also been a play-by-play broadcaster for MLB and college basketball games on ESPN, filled in on Red Sox TV coverage on NESN, called college basketball games for CBS Sports, and worked NCAA Championship events for Turner Sports.

Merloni began calling games for the WEEI Red Sox Radio Network in 2013. The Framingham, MA native played nine seasons in Major League Baseball, including six with the Red Sox.

McDonough, a nationally renowned and Emmy Award-winning broadcaster with ESPN, is back for his sixth season with WEEI (2019-24). The Hingham, MA native served as the television play-by-play announcer for the Red Sox from 1988-2004



Joe Castiglione



Will Flemming



Sean McDonough



Lou Merloni



Rich Keefe



Christian Arcand



Cooper Boardman



Joe Weil

2024 Radio Affiliates

MASSACHUSETTS

Boston
Cape Cod
Fitchburg
Great Barrington
Milford
Pittsfield
Springfield
Worcester

WEEI (Flagship) (93.7 FM)
WEEI (96.3 FM)
WPKZ (1280 AM)
WSBS (860 AM)
WMRC (1490 AM)
WBEC (1420 AM)
WWEI (105.5 FM)
WVEI (1440 AM)

CONNECTICUT

Hartford
Putnam
Willimantic

WTIC (1080 AM)
WINY (1350 AM)
WILI (1400 AM)

MAINE

Bangor
Calais
Ellsworth
Gray
Isleboro
Machias
Millinocket
Portland
Presque Isle

WEZQ (92.9 FM)
WQDY (92.7 FM)
WDEA (1370 AM)
WJJB (96.3 FM)
WBYA (105.5 FM)
WALZ (95.3 FM)
WSYY (1240 AM)
WRED (1440 AM)
WOZI (101.9 FM)

NEW HAMPSHIRE

Hillsborough
Keene
Laconia
New London
Plymouth
Portsmouth
Springfield
Upper Valley

WTPL (107.7 FM)
WEEY (93.5 FM)
WEMJ (1490 AM)
WNTK (99.7 FM)
WPNH (100.1 FM)
WTSN (1270 AM)
WCFR (1480 AM)
WTSV (94.3/94.5 FM)

RHODE ISLAND

Providence

WVEI (103.7 FM)

VERMONT

Burlington
Morrisville
Rutland
Waterbury
Woodstock

WEAV (101.3 FM)
WLVB (93.9 FM)
WSYB (100.1 FM/1380 AM)
WDEV (96.1 FM/550 AM)
WWOD (93.9 FM)



The Boston Red Sox Congratulate

JOE CASTIGLIONE

FORD C. FRICK AWARD WINNER





2024 IMPORTANT DATES CALENDAR

January

- 11 Exchange Date
- 15 Beginning of the 2024 International Signing Period and 2025 International Registration Period
- 29 Beginning of Salary Arbitration Hearings

February

- 14 Voluntary Report Date for Pitchers, Catchers and Injured Players.
First date players may be placed on the 60 Day Injured List
- 16 End of Salary Arbitration Hearings
- 17 First date weekend waivers will be processed
- 19 Voluntary Report Date for Position Players
- 24 Mandatory date all players must report to Spring Training
Anticipated start of Spring Training games amongst Clubs

March

- 2 First date to renew Major League Contracts
- 3 First date Clubs may request Waivers on selected Rule 5 or Draft-Excluded Players
- 8 First date Clubs may assign Draft-Excluded players
- 11 Last date to request UR Waivers to owe 30 days' termination pay (before 2pm ET)
Last date to renew Major League Contracts
- 12 UR Waivers requested today through 3/26. Club will owe player 45 days' termination pay
Last date to assign injured player to a Minor League club, if applicable
- 18 Last date XX(B) players signed to a Minor League UPC qualifies for opt-outs
- 19 Earliest date a player may be placed on the Minor League Full-Season or 60-day Injured Lists
- 20 Opening Day for Los Angeles Dodgers and San Diego Padres - Korea
- 23 XX(B) players may require release if not agreement to add to 26-man roster
- 24 Earliest date that a Club may backdate a placement on the 7-day Concussion Injured List
Last date to request UR Waivers to owe 45 days' termination pay (before 2pm ET)
- 25 Earliest date that a Club may backdate a placement on the 10 or 15-day Injured List
Last day to request OR Waivers prior to Opening Day
- 26 Last day to request UR Waivers prior to Opening Day
- 28 Official Opening of the 2024 season: rosters reduced to 26 (3 pitchers) by 12pm ET - Noon
Optional assignments (after 12pm ET) begin to court towards the annual option limit of 5
- 29 AAA Opening Day - Domestic Reserve List Limit reduced to 165
- 31 First date 7-day Injured List players may be reinstated, if applicable

April

- 4 First date 10-day Injured List players may be reinstated, if applicable
- 7 First date optioned position players may be recalled, if applicable
- 9 First date 15-day Injured List players may be reinstated, if applicable
- 12 First date optioned pitchers may be recalled, if applicable

May

- 1 XX(B) Minor League player may require release if not added to Active Roster
- 15 Earliest date Clubs may re-sign Major League players they released after August 31, 2023
- 27 First date that players on the 60-day Injured List may be reinstated, if permissible

June

- 1 XX(B) Minor League player may require release if not added to Active Roster
- 15 First date Clubs may trade XX(B) player without his consent
- 17-22 MLB Draft Combine, Phoenix, AZ

July

- 7 Start of the Closed Period - First-Year Player Draft
- 14-16 First-Year Player Draft, Arlington, TX
- 16 All-Star Game, Globe Life Field, Arlington, TX
- 30 Trade Deadline - 6:00pm ET

August

- 1 Signing Deadline for drafted players (First-Year Player Draft) - 5:00pm ET
- 15 Last Date to select a player to avoid draft-excluded status
- 30 Unconditional Release waivers must be requested by 2:00pm ET to avoid May 15, 2025, signing restriction
- 31 Post-season eligibility lists are established at 11:59pm ET

September

- 1 Active Major League player limit increased from 26 to 28 and 14 pitchers
- 6 Players optioned today through end of season accrue MLS while optioned
- 22 Unconditional Release waivers must be requested by 2:00pm ET to avoid May 15, 2025, signing restriction
- 29 Last weekend date waivers will be processed until next spring training
Last day of the 2024 championship season
- 30 All players on optional assignment must be recalled
All players on the 7-day, 10-day and 15-day Injured Lists must be reinstated
Minor League UPC's may now be traded between Major League Clubs
Injured players now may be assigned to the Minor Leagues until November 19, if permissible

October

- 30-15 Article XX(D) Free Agency period. 48 hours following last game for post-season teams

TBD Dates (Based on the end of the World Series)

- 1st Day After Eligible XX(B) players become free agents (start of the Quiet Period)
First date players may be traded between Major League Clubs
- 4th Day After Last date to request waivers on draft-excluded players until next spring
- 5th Day After Last date to outright potential Minor League free agent without Major League contract, if applicable
Last date for former Club to tender qualifying offer to XX(B) players, if applicable
Domestic Minor League Player Limit increased to 175 players
Minor League players become free agents at 5:00pm ET, if applicable
End of the Quiet Period XX(B) player can negotiate and sign with any Club
All players on the 60-day Injured Lists must be reinstated

November

- 1 Deadline for the 2025 International Registration Period
- 15 Last date to ask Outright Waivers on an injured player, if permissible
- 19 Last date to outright an injured player to the Minor Leagues, if applicable
XX(B) players decide to accept qualifying offer from former Club by 4:00pm ET, if applicable
Reserve lists for all Major and Minor League levels filed by 6:00pm ET (All Transactions MUST be entered by 5:30 PM ET)
- 22 Tender deadline

December

- 1 Release of the 2025 International Registered Player List
- 4 Last date to request OR Waivers to assign a player prior to Rule 5 Draft
- 8 Last date to outright a player prior to the Rule 5 Draft
- 10 MLB Draft Lottery
- 11 Major League Rule 5 Draft - Winter Meetings, Dallas TX
- 15 End of 2024 International Signing Period

THESE DATES WILL BE USED UNLESS OTHERWISE NOTIFIED



FOR THE LOVE OF
BOSTON



THE OFFICIAL BEER OF THE



©2024 THE BOSTON BEER COMPANY, SAMUELADAMS.COM SAVOR THE FLAVOR RESPONSIBLY.®



2024 RED SOX SCHEDULE

March/April

SUN	MON	TUES	WED	THURS	FRI	SAT
				SEA ²⁵ 10:10	SEA ²⁶ 7:45	SEA ²⁷ 7:40
SEA ²⁸ 4:10	OAK ²⁹ 7:40	OAK ³⁰ 7:40	OAK ³¹ 7:40		LAA ³² 7:30	LAA ³³ 7:30
LAA ³⁴ 4:05		BAL ³⁵ 2:10	BAL ³⁶ 2:10	BAL ³⁷ 7:10	LAA ³⁸ 7:10	LAA ³⁹ 6:10
LAA ⁴⁰ 1:30	CLE ⁴¹ 10:10 AM	CLE ⁴² 7:10	CLE ⁴³ 7:10	CLE ⁴⁴ 1:35	PIT ⁴⁵ 8:45	PIT ⁴⁶ 4:00
PIT ⁴⁷ 1:30		CLE ⁴⁸ 6:10	CLE ⁴⁹ 6:10	CLE ⁵⁰ 5:50	CHC ⁵¹ 7:10	CHC ⁵² 4:10
CHC ⁵³ 7:10		SF ⁵⁴ 7:10				

May

SUN	MON	TUES	WED	THURS	FRI	SAT
			SF ¹ 7:10	SF ² 1:35	MIN ³ 8:10	MIN ⁴ 2:10
MIN ⁵ 2:10		ATL ⁶ 9:20	ATL ⁷ 9:20		WSH ⁸ 5:10	WSH ⁹ 6:10
WSH ¹⁰ 1:35	TB ¹¹ 7:10	TB ¹² 9:10	TB ¹³ 7:10	TB ¹⁴ 7:10	STL ¹⁵ 6:10	STL ¹⁶ 7:10
STL ¹⁷ 2:10	TB ¹⁸ 6:50	TB ¹⁹ 6:50	TB ²⁰ 6:00		MIL ²¹ 7:10	MIL ²² 6:10
MIL ²³ 1:35	BAL ²⁴ 1:00	BAL ²⁵ 9:20	BAL ²⁶ 9:00	DET ²⁷ 7:10	DET ²⁸ 7:10	

June

SUN	MON	TUES	WED	THURS	FRI	SAT
						DET ¹ 4:10
DET ² 1:35		ATL ³ 7:10	ATL ⁴ 1:35	CWS ⁵ 8:10	CWS ⁶ 8:10	CWS ⁷ 4:10
CWS ⁸ 8:10		PHI ⁹ 7:10	PHI ¹⁰ 7:10	PHI ¹¹ 9:10	NYY ¹² 7:10	NYY ¹³ 7:10
NYY ¹⁴ 9:10	TOR ¹⁵ 7:40	TOR ¹⁶ 7:40	TOR ¹⁷ 5:40		CIN ¹⁸ 4:10	CIN ¹⁹ 4:10
CIN ²⁰ 1:40	TOR ²¹ 7:10	TOR ²² 7:10	TOR ²³ 7:10		SD ²⁴ 7:10	SD ²⁵ 4:10
SD ²⁶ 1:35						

July

SUN	MON	TUES	WED	THURS	FRI	SAT
			MIA ¹ 6:40	MIA ² 6:40	MIA ³ 1:10	NYY ⁴ 7:00
NYY ⁵ 1:35		OAK ⁶ 7:10	OAK ⁷ 7:10	OAK ⁸ 7:10	KC ⁹ 7:10	KC ¹⁰ 4:10
KC ¹¹ 1:35		ALL-STAR BREAK			LAD ¹² 10:10	LAD ¹³ 7:35
LAD ¹⁴ 4:10	COL ¹⁵ 8:40	COL ¹⁶ 8:40	COL ¹⁷ 3:10		NYY ¹⁸ 7:10	NYY ¹⁹ 7:10
NYY ²⁰ 1:35	SEA ²¹ 7:10	SEA ²² 7:10	SEA ²³ 6:10			

August

SUN	MON	TUES	WED	THURS	FRI	SAT
					TEX ¹ 8:00	TEX ² 7:00
TEX ³ 2:35	KC ⁴ 8:10	KC ⁵ 8:10	KC ⁶ 8:10		HOU ⁷ 7:10	HOU ⁸ 4:10
HOU ⁹ 1:35	TEX ¹⁰ 7:10	TEX ¹¹ 2:10	TEX ¹² 6:10	BAL ¹³ 6:30	BAL ¹⁴ 7:00	BAL ¹⁵ 4:00
BAL ¹⁶ 1:35	HOU ¹⁷ 8:10	HOU ¹⁸ 8:10	HOU ¹⁹ 3:10		AZ ²⁰ 7:10	AZ ²¹ 4:10
AZ ²² 1:35	TOR ²³ 7:10	TOR ²⁴ 7:10	TOR ²⁵ 7:10	TOR ²⁶ 7:10	DET ²⁷ 6:40	DET ²⁸ 6:10

September

SUN	MON	TUES	WED	THURS	FRI	SAT
DET ¹ 1:40	NYM ² 7:10	NYM ³ 7:10	NYM ⁴ 7:10		CWS ⁵ 7:10	CWS ⁶ 7:10
CWS ⁷ 1:35	BAL ⁸ 7:10	BAL ⁹ 7:10	BAL ¹⁰ 7:10	NYY ¹¹ 7:05	NYY ¹² 7:05	NYY ¹³ 1:05
NYY ¹⁴ 1:35		TB ¹⁵ 6:50	TB ¹⁶ 6:50	TB ¹⁷ 4:40	MIN ¹⁸ 7:10	MIN ¹⁹ 4:10
MIN ²⁰ 1:35	TOR ²¹ 7:07	TOR ²² 7:07	TOR ²³ 7:07		TB ²⁴ 7:10	TB ²⁵ 4:10
TB ²⁶ 3:05						

ALL GAME TIMES SUBJECT TO CHANGE

■ HOME ■ AWAY
(E=ESPN, F=FOX)

All regular season games are televised on NESN unless noted and broadcast in English (WEEI 93.7 FM) and in Spanish (WCCM 1490 AM)